

NOTES

THESE NOTES ARE TO BE READ IN CONJUNCTION WITH ALL STRUCTURAL ENGINEER, M&E AND ARCHITECTURAL DRAWINGS AND SPECIFICATIONS. IF DISCREPANCIES APPEAR TO ARISE THE CONTRACTOR(S)/CONSULTANT(S) ARE TO RAISE QUERIES WITH ARCHITECT BEFORE PROCEEDING.

ALL WORK SHALL BE IN ACCORDANCE WITH CODES OF PRACTICE AND BUILDING REGULATIONS CURRENT AT THE DATE OF COMMENCING.

ALL MATERIALS AND PRODUCTS ARE TO BE INSTALLED/APPLIED IN STRICT ACCORDANCE WITH MANUFACTURERS BEST RECOMMENDATIONS AT ALL TIMES. WHERE CONFLICTS APPEAR TO ARISE ENGINEERS/CONSULTANTS RECOMMENDATIONS AND ARCHITECTS DRAWINGS CONTRACTOR(S)/CONSULTANT(S) ARE TO RAISE QUERIES WITH ARCHITECT BEFORE PROCEEDING.

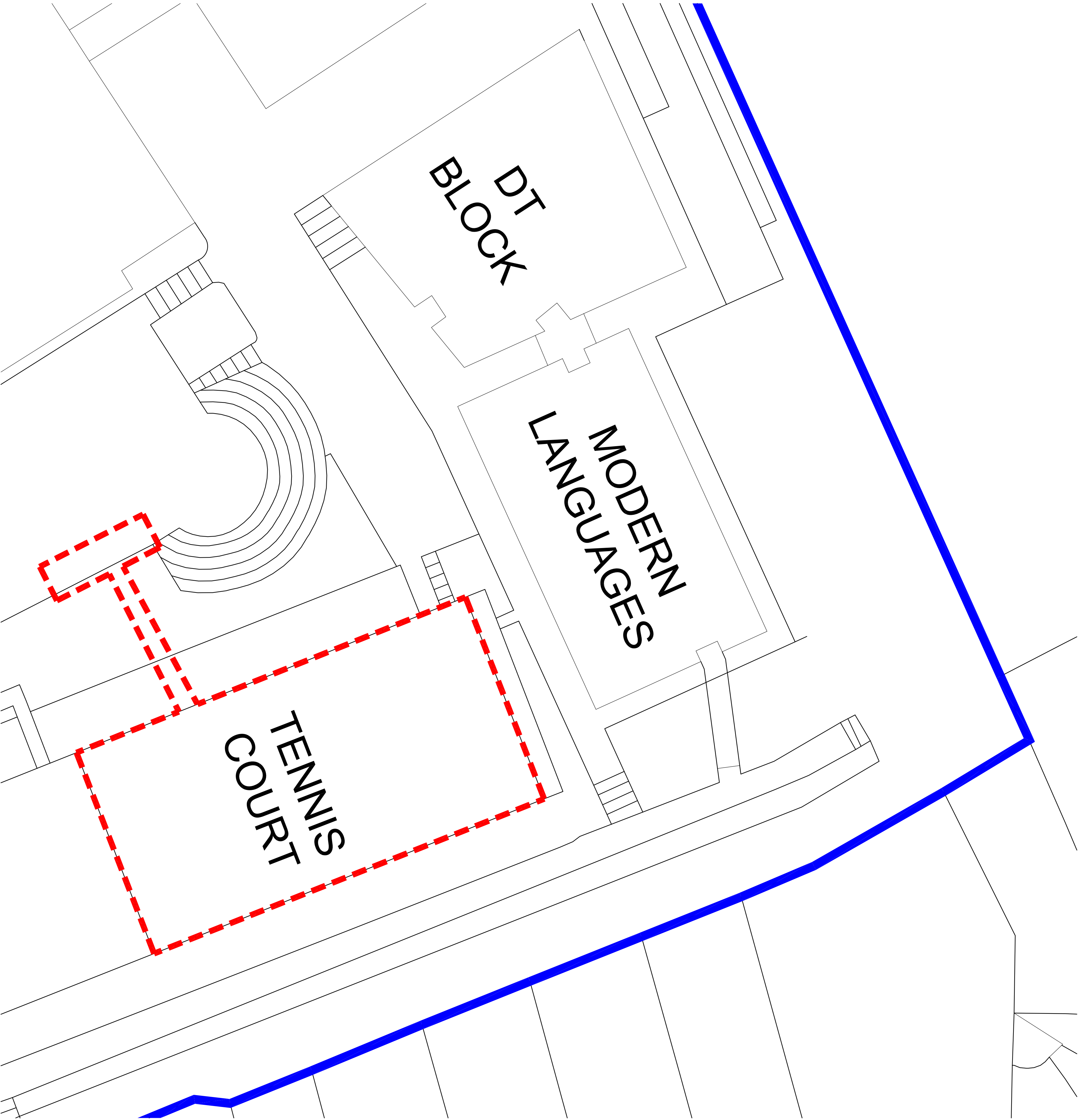
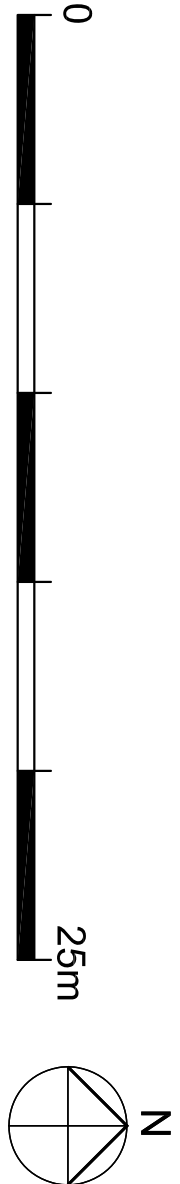
DO NOT SCALE THIS DRAWING.

ALL DETAILS AND DIMENSIONS ARE TO BE CHECKED BY THE CONTRACTOR / FABRICATOR PRIOR TO COMMENCEMENT OF CONSTRUCTION / FABRICATION. DIMENSIONS SHOWN ARE TO STRUCTURE NOT FINISHED SURFACES.

ALL DIMENSIONS ARE IN MILLIMETERS UNLESS OTHERWISE NOTED.

SETTING OUT IS TO BE CARRIED OUT BY THE MAIN CONTRACTOR. GRID LINE SETTING OUT MAY VARY DUE TO DISCREPANCIES IN EXISTING SURVEY WHERE RELATIVE TO EXISTING STRUCTURE. WHERE DISCREPANCIES APPEAR TO ARISE CONTACT ARCHITECT BEFORE PROCEEDING.

THIS DRAWING MUST NOT BE USED ON SITE UNLESS ISSUED FOR CONSTRUCTION.

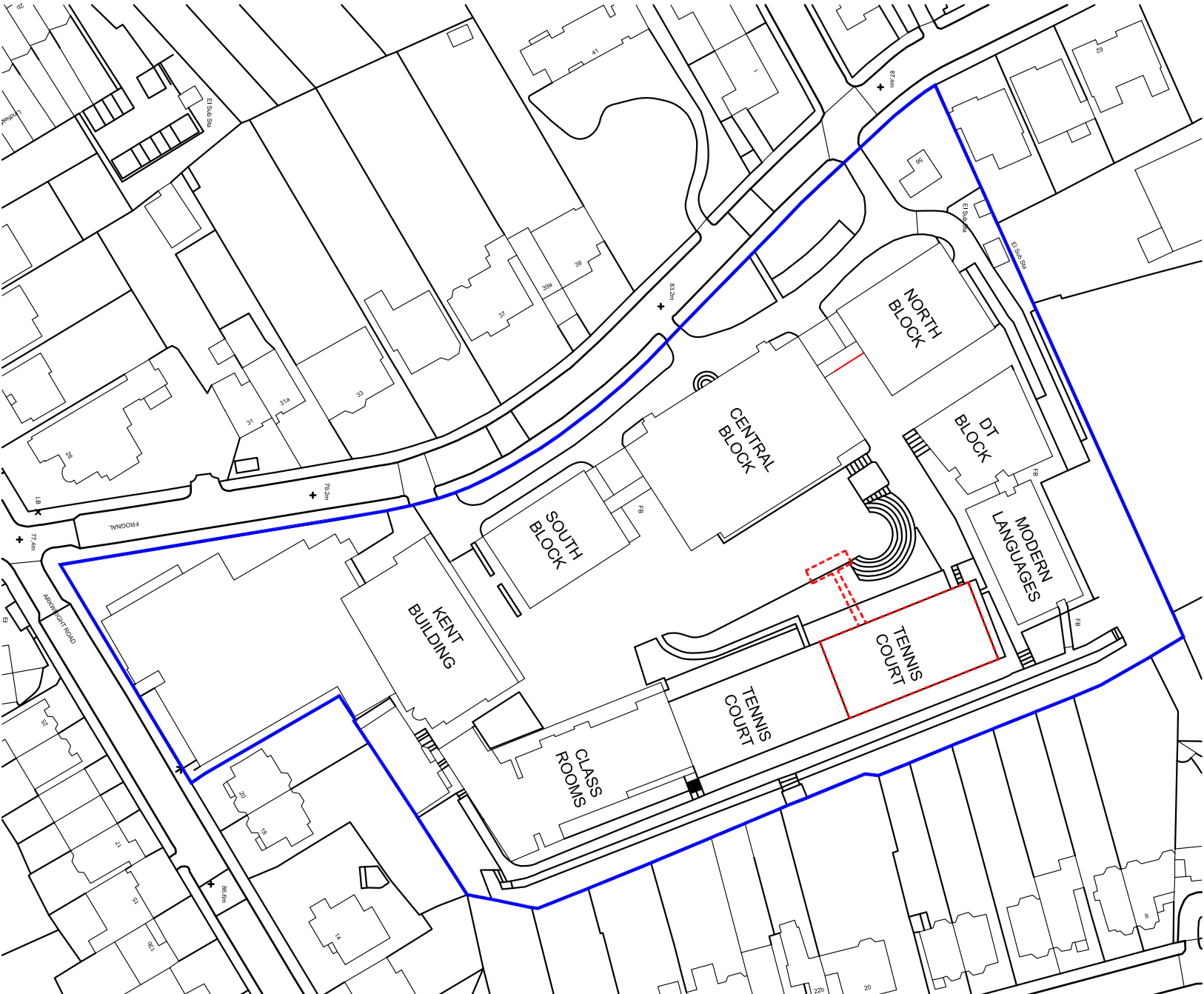


LOCATION PLAN @ 1:200 (A1)



SITE LOCATION 657 SQM

SITE OWNERSHIP



LOCATION PLAN @ 1:1250 (A1)

STATUS				
FOR PLANNING				
PROJECT No	DWG TYPE	DWG No	REV	
2533	PL	010	00	
SCALE	DATE	DRAWN	CHECKED	
1:1250@A1	JAN 2020	AC	AC	

CONTRACTOR TO CHECK DIMENSIONS AND REPORT ANY VARIATIONS OR OMISSIONS TO LEWANDOWSKI ARCHITECTS. THE DRAWINGS IS COPYRIGHT OF LEWANDOWSKI ARCHITECTS AND MUST NOT BE REPRODUCED OR USED WITHOUT PERMISSION. DO NOT SCALE FROM THE DRAWING.

1ST FLOOR, RAFTS COURT, BROOKS ST, ETON, SL4 6RF.
T. 01753 620700 F. 01753 620621
www.lewandowskiarchitects.com

