


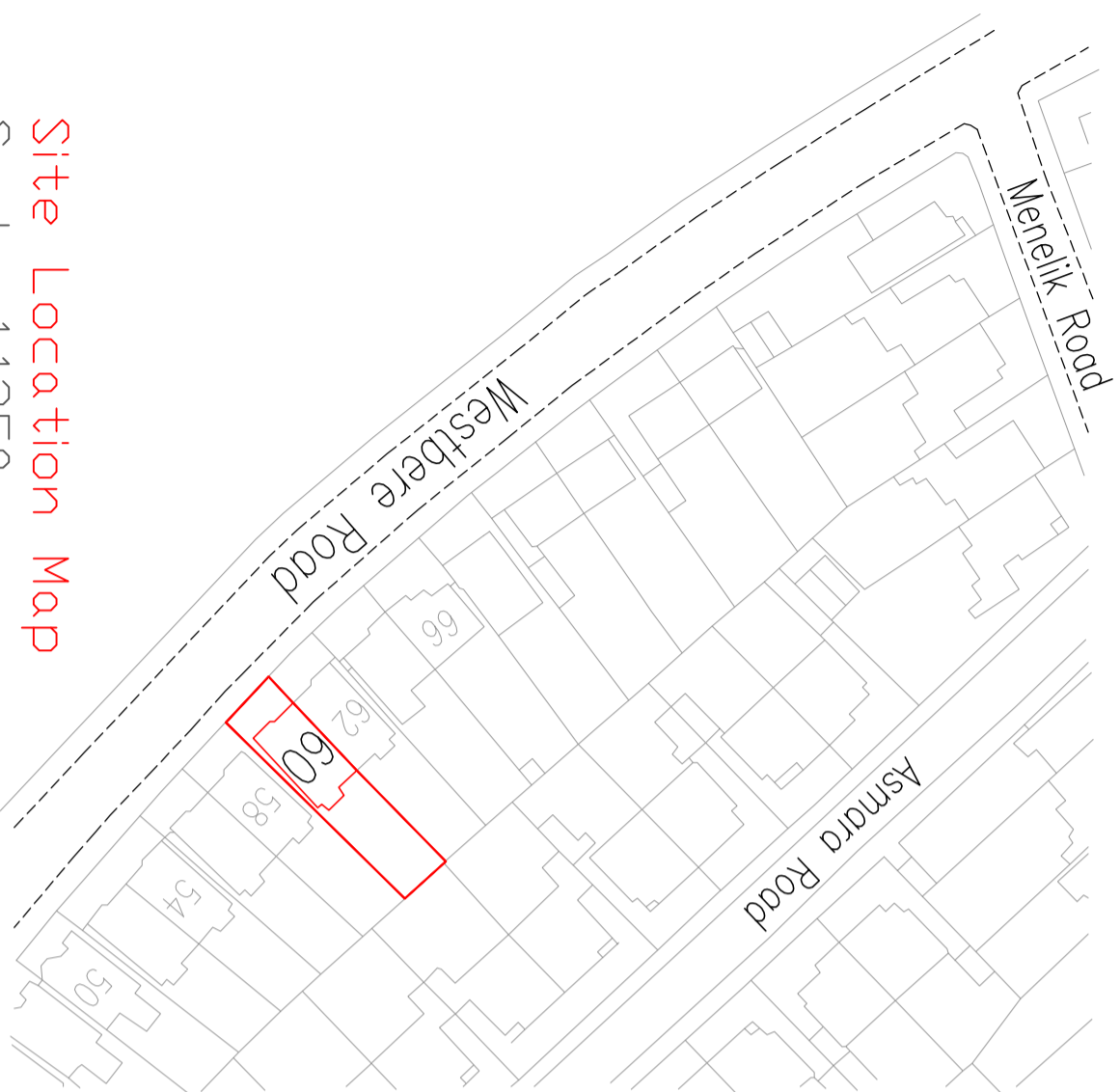
FRONT VIEW

REAR VIEW

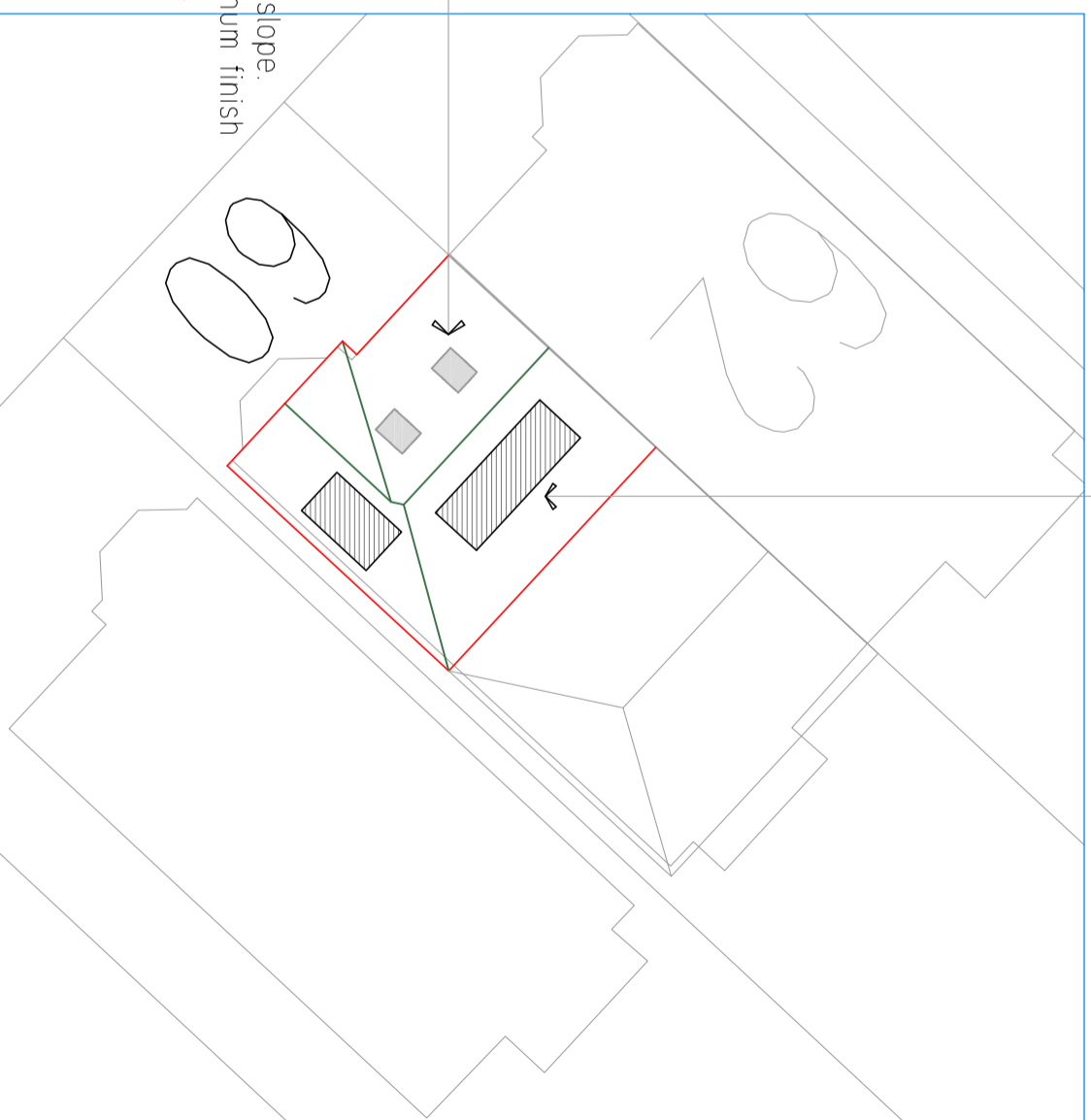


NOTES:
 Dormer Window to rear roof slope.
 Side Dormer window to side roof slope, with front 2x velux type roof lights of Aluminum Finish in white.
 All Material to match existing.

Velux Style Roof lights to front slope.
 2x Roof lights to front slope. Double glazed of aluminum finish in white or dark brown.
 Size: 980 x 760mm



Site Location Map
 Scale: 1:1250



AS PROPOSED
Site Block Plan
 Scale: 1:200



NIN Design
 Architects & Structural Engineers
 www.nindesign.co.uk
 e-mail: nindesign@btinternet.co.uk
 TEL: 07981 401 575
 FAX: 08712 771 931

Project Address: Flat 2, 60 Westbere Road,
 Private Residence
 Project Location: NW2 3RU
 Project Reference: F2160WR/PP-20

SITE PLAN

DESIGNED BY: NIN Design - THARB
 DRAWN BY: NIN Design

SLP 01

DATE: 14 - 01 - 2021
 SCALE: 1:200
 DRAWING TITLE: SLP 01
 CLIENT: MR AYAAFRAMAN
 © 2020
 COPY OR
 REPRODUCE