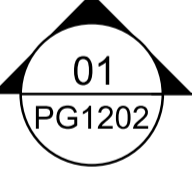
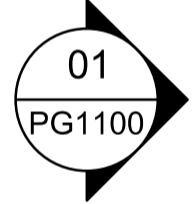
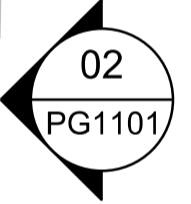
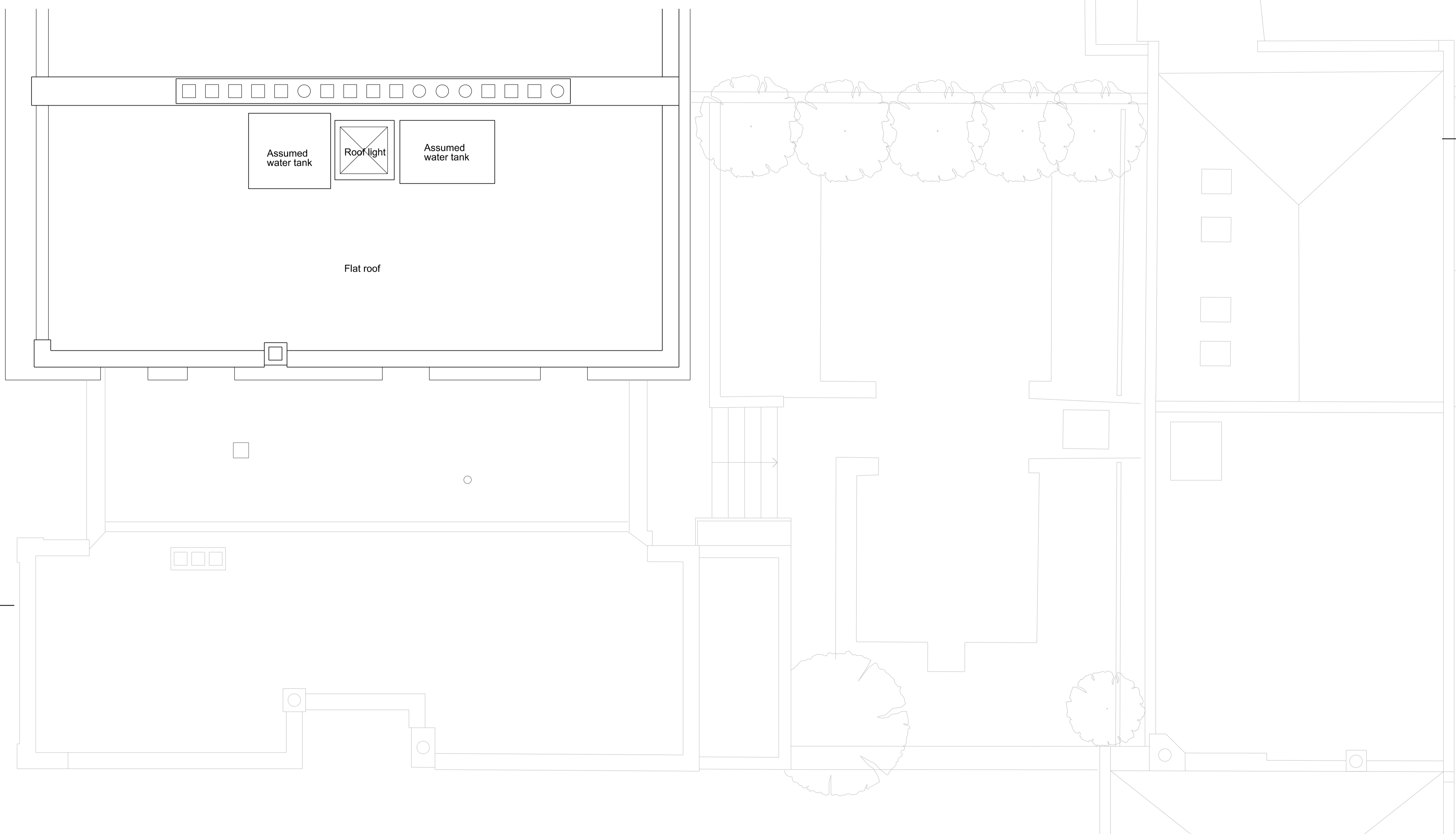


- General Notes
1. Dimensions are in millimetres unless stated otherwise.
 2. Levels are in metres AOD unless stated otherwise.
 3. Dimensions govern. Do not scale off drawing.
 4. All dimensions to be verified on site before proceeding.
 5. All discrepancies to be notified in writing to Make Limited.
- © Make Limited 2015

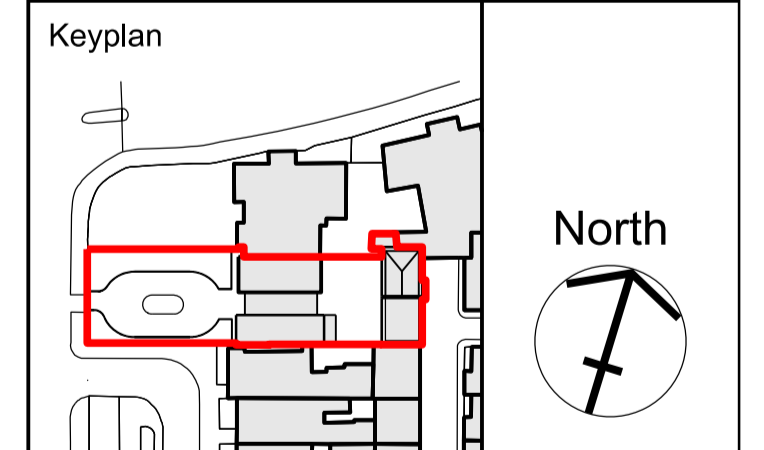


01	23.01.20	Planning	RK
00	25.09.19	For Information	RK
Rev	Date	Reason For Issue	Chk

PLANNING
DRAWING STATUS

make
32 Cleveland Street,
London, W1T 4JY
tel +44 (0) 20 7636 5151
info@makearchitects.com
www.makearchitects.com

Client
Mr M Namaki
56 Cumberland Terrace
London
NW1 4HJ



Project
Gloucester Lodge
Regents Park

Drawing Title
Existing
Roof Plan

Scale	Paper Size	Date
1:50/ 100	@A1/ A3	10.07.15

Project No.	Draw No.	Rev No.
1202	PG1003	01

01 Existing roof plan
1:50