

HEALTH, SAFETY & ENVIRONMENTAL INFORMATION	
In addition to the hazards/risks normally associated with the types of work detailed on this drawing, also note the following:	
CONSTRUCTION	1 All dimensions to be verified on site by GENERAL CONTRACTOR prior to any work, setting out or shop drawings being prepared.
	2 Drawings not to be scaled. Work to figured dimensions only.
	3 © copyright SAUNDERS BOSTON LIMITED. All rights reserved. This drawing remains the property of SAUNDERS BOSTON LIMITED at all times and may not be reproduced or copied in whole or in part without their prior written consent.
MAINTENANCE/CLEANING	4 This drawing and related specifications are for use only in the stated location.
	5 This drawing is to be read in conjunction with all other Consultants drawings and specifications.
DECOMMISSION/DEMOLITION	6 Drainage has not been surveyed and any/all pipe locations and below ground drainage runs are indicative.
	7 It is assumed that all works will be carried out by a competent contractor who will be working, where appropriate, to an approved method statement.

### By Department Legend

- Circulation
- IRDR Spaces
- Medical Physics Spaces
- Not Included

### Refurbishment Legend

- ASBESTOS REMOVAL AS PER LIVE REGISTER
- RE-CARPET
- RE-PAINT WALLS
- AIR CONDITIONING
- NEW VINYL FLOORING
- NEW ABSENCE DETECTION LIGHTING

#### USERS' MEP BRIEF

- 21 Flexible Study Room**
  - 12 double power points and 12 data points required evenly spaced through room including 3 floor mounted (as now)
- 32 Office**
  - Ensure that there are 9 x data points and 9 x double power outlets; 5 on east wall, 4 on west
- 32B / 34 Office**
  - Data point and double power outlets required for both sides (east and west) of both offices
- 38 Office**
  - Add 2 x data points on east wall (for a total of 4 data points on east wall and 2 data points on west wall)
- 40 Office**
  - Remove 2 x dead power outlets on east wall
  - Add 3 x double power outlets on east wall
  - 8 data points needed (4 on east wall and 4 on west wall), evenly spaced along each wall (some already exist but not the full amount)
- 42A Classroom**
  - Power sockets and Ethernet ports need to be mounted to the tables. For tables against walls, power sockets in the wall are suitable.
  - Smoke detectors to be checked for heat detection rather than smoke detection due to soldering activities and the like
- 42 Classroom**
  - Install 12A commando socket for Instron Machine
  - Power sockets for Laser system (8 standard sockets in bottom left corner of room)
- X18 Tea Kitchen, Multi-Purpose Room**
  - Install print@uci machine and service on east wall immediately at entrance to room, with associated power outlet and data point
  - Install 2 data points and 4 power outlet towards rear of room on west and south walls
  - Add sufficient power outlets for kettle, microwave, and fridge in unit run

#### GENERAL NOTES:

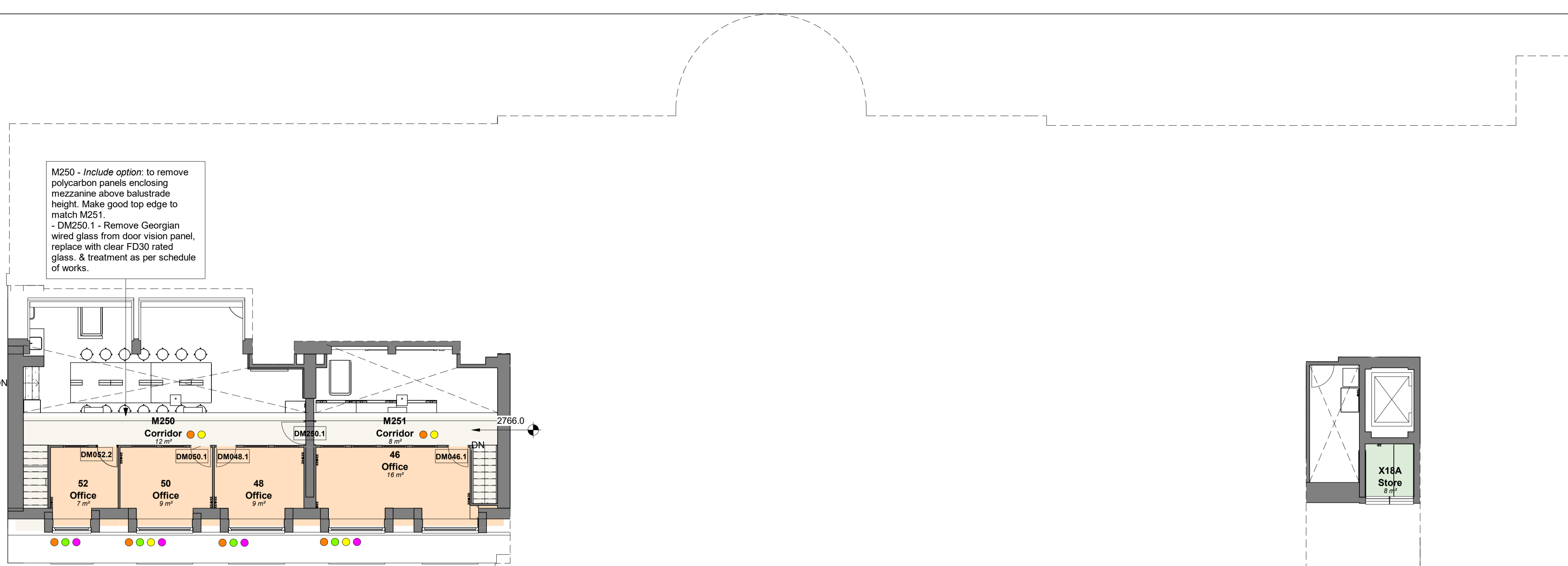
- Data points and power outlets**
- All to be placed above desk height, to maximize flexibility of working spaces
- WIFI
- Good wifi access is required throughout. Note ethernet link is weak in Rm 32 etc.

- All works to door as per Schedule of Works.
- All skirtings to be re-painted to match existing colour.
- All windows - ease and adjust, replace ironmongery where required (Identify any marked for this & inform Architect prior to action, due to listed status), clean and rub down, then repaint.
- Where existing vinyl or carpet removed, slip back to concrete, allow for 3mm FX self-levelling latex screed to be applied prior to new floor finish. Co-ordinate with M&E specification where power/data required to be chased through the floor.

**Corridor 252:**

- Remove asbestos containing panels from door between 252 Corridor & 251 Corridor; Replace with Fireboard timber stud build up as per outline specification; Re-paint to match.
- Re-paint walls, architraves & skirting.
- Lighting replaced with new sustainable absence detection system

- Remove all storage units
- Remove section of wall to create opening to X18A Store
- Install shallow fitted wall cabinets above kitchen units
- Install full height fitted storage cupboards along east wall for full length of wider section of room.
- Install sink and worktop unit along remainder of this wall in narrower part of room. Use standard kitchen unit height and standard depth.
- Add solar film to south facing glazing
- Lighting replaced with new sustainable absence detection system



### Proposed Second Floor Mezzanine Plan

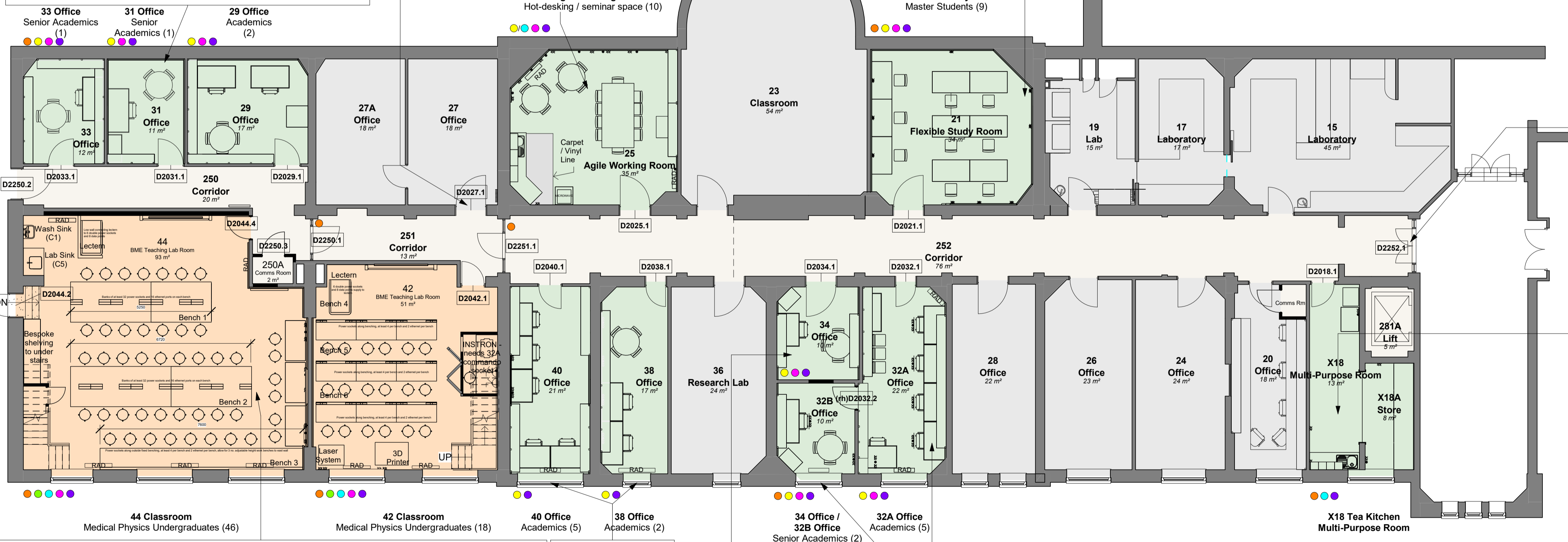
1 : 100

- Lighting replaced with new sustainable absence detection system (29, 31 & 33)
- (29, 31 & 33) other existing M&E to be retained
- (29, 31 & 33) existing blinds, shelving & white boards to be retained
- (29) Furniture returned from Rm 48.
- Re-paint walls.
- Doors - as per Schedule of Works.
- 31 - Remove existing carpet, including any vinyl beneath to strip back to concrete. Pour 3mm FX Self-levelling latex screed. Re-carpet
- 31 - Repair Mullion on RHS of window. Centre frame - remove bead, add mastic sealant, re-site beading. Re-paint entire frame.

- Repair & redecorate door & frame as per Schedule of Works.

- Remove/ raise false ceiling to substantially increase natural light in the room.
- Remove projector and screen (do not discard - to be kept for potential future changes to room allocations and usages)
- Add solar film to south facing high level glazing
- Lighting replaced with new sustainable absence detection system
- Requires new door to match existing, except solid panels instead of Georgian wired glass vision panels.

- Remove false ceiling to access substantial natural light
- Remove all fixed desks/ benching
- Retain projector and screen
- Add solar film to south facing high level glazing
- Lighting replaced with new sustainable absence detection system



- 42 & 44 Classroom**
- All old furniture removed apart from under stair cupboards
- Door locks to be fitted for access control, with pin-code locks
- Lecterns replaced, new AV provided ex-contract, retain projector poles from high ceilings.
- Benching to be replaced in both rooms
- RHS blind system requires serviced and repaired in both rooms. *Include option* for new automated blinds in 44.
- Storage to be installed in both rooms as current system is not fit for purpose and is Earth Sciences based
- Add solar film to all south facing glazing
- Lighting replaced with new sustainable absence detection system NB. Absence detection lighting MUST have manual override switch in these rooms.
- Phone provision in each lab.
- Reinforce middle stringer / stiffening of both stairs to the mezzanine
- 42 Classroom**
- Folding Acoustic wall enclosing Instron Machine
- Machine creates a lot of noise so needs to be able to be shut off from the lab, ideally a permanent structure to enclose it but able to be moved when teaching with the machine
- Additional power & data provision for laser system & 3D printer to rear wall. As well as power & data to table under stairs
- 44 Classroom**
- Lab sink (C5 water supply) & Wash sink (C1 water supply)
- Rear bench fixed. 3 desk to east wall adjustable height work benches.
- Fully board projector wall to provide smooth surface clear of beam obstructions.

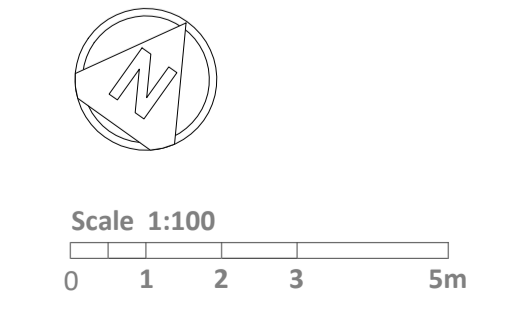
- Add solar film to south facing glazing
- (40) Replace ceiling tiles in suspended ceiling; retain grid & suspension
- Lighting replaced with new sustainable absence detection system
- *Include Option:* to replace suspended ceiling tiles (existing grid & suspension can be retained).

- Remove all benching, sink run, boiler, shelves, pin boards, whiteboards, and fitted wall cabinets.
- Lighting replaced with new sustainable absence detection system

- Remove all shelves, pin boards and whiteboards
- Remove all benching, sink run and boiler
- (32A) Remove high level middle partition; make good wall & ceiling
- Fit a single shelf at 1m50cm height on east and west walls, from south end of wall to 2m from north end.
- Add solar film to south facing glazing
- Lighting replaced with new sustainable absence detection system
- Repair door to 32A as SoW.
- Re-open & re-hang with opposing swing door between 32A & 32B.

### Proposed Second Floor GA Plan

1 : 100



Eastern Gate House, 119 Newmarket Road, Cambridge CB2 8HA  
T: 01223 367733  
office@saundersboston.co.uk

The Generator, The Gallery, King's Wharf, The Quay, Exeter EX2 4AN  
T: 01392 346627  
www.saundersboston.co.uk

Client: University College London

Job: Wilkins-South Wing Level 2 Refurb

Drawing: Proposed GA Plans

Scale: 1 : 100 @A1

Revision: **C5**

CONSTRUCTION RECORD		Scale	Revision
SBA Project Code	Drawn LJM	Date 08/05/19	project originator zone level type role number
<b>1657</b>	Checked RJB	Suitability Code <b>CR</b>	PS00999 -SBA-XX-ZZ -DR-A-0010