

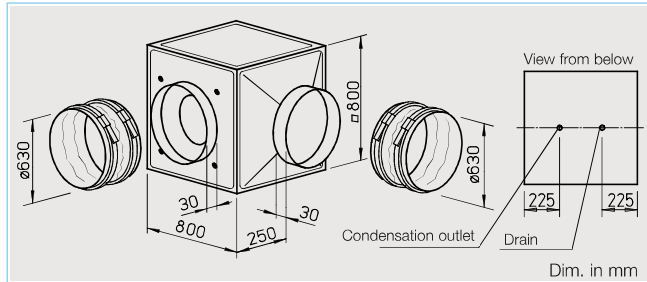
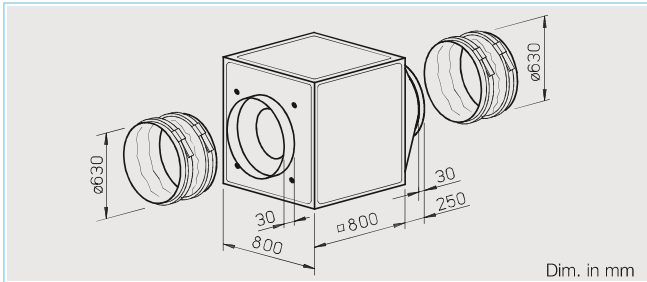

GB

Arbitrary installation position and flexible assembly by five possible discharge directions.



GB T120

Designed for moving dirty, humid and hot air up to max. 120° C. Motor located outside the air flow.



Special features of types GB T120

- Designed for moving dirty, humid and hot air volumes up to max. 120° C.
- Motor located outside of air flow.
- Temperature insulated partition panel between motor and impeller, lined with 20 mm thick, flame-retardant mineral wool.
- Easily accessible motor and impeller unit, removable without disassembling the system components.
- Inspection cover with handle, simply remove for cleaning and maintenance.
- Condensate collector with condensate spigot included in delivery. Drill hole for rain drainage (accessories) for outdoor installation is prepared.

Assembly GB T120

Installation must be carried out with condensation discharge showing downward. Flexible assembly by three possible centrifugal discharge directions via the discharge adapter. Outdoor installation is possible using outdoor cover hood and external weather louvers (accessories).

Feature

Assembly of types GB

Arbitrary installation position and flexible assembly by five possible discharge directions via the discharge adapter. For wall mounting the wall bracket (accessories) have to be used. Outdoor installation is possible using outdoor cover

hood and external weather louvers (accessories).

Specification of both types

Casing

Self-supporting frame construction from aluminium hollow profiles. Double-walled side panels from galvanised sheet steel, lined with 20 mm thick temperature insulating and flame-retardant mineral wool. Intake cone for ideal inflow as well as spigot and flexible sleeve (for the respective max. permissible air flow temperature) for duct connection. With discharge adapter (from square to circular) on the pressure side for low-loss discharge and flexible sleeve to reduce vibration transmission. Simple positioning by standard crane hooks.

Impeller

Smooth running backward curved aluminium centrifugal impeller highly efficient and direct driven. Energy efficient with a low noise development. Dynamically balanced together with the motor to DIN ISO 1940 Pt.1 – class 6.3.

Motor

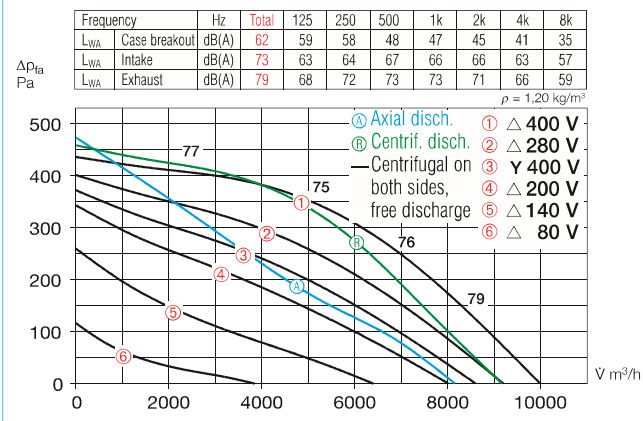
Maintenance-free external rotor motor or IEC-standard motor protected to IP 54. With ball bearings and interference-free as standard.

Electrical connection

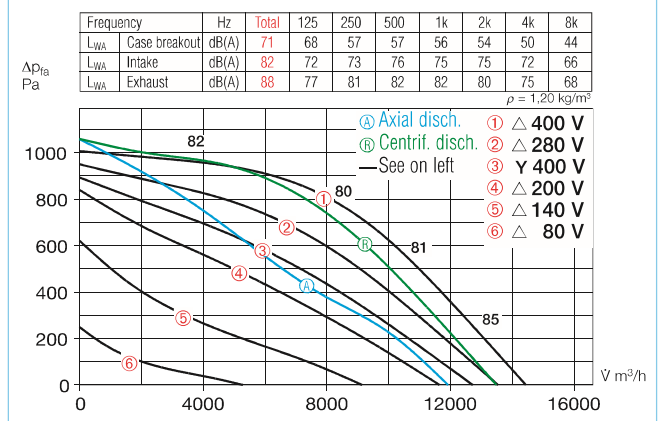
Standard terminal box (IP 54) fitted on the motor; with GB T120 fitted on the motor support plate.

Type	Ref. no.	Air flow volume (FID)	R.P.M.	Sound press. case breakout	Motor power (nominal)	Current full load	Current speed controlled	Wiring diagram	Maximum air flow temperature Full load	Maximum air flow temperature controlled	Weight (net)	5 step transformer controller				Full motor protection unit using the thermal contacts	
		m^3/h	min^{-1}	dB(A) in 4 m	kW	A	A	No.	+°C	+°C	kg	Type	Ref. no.	Type	Ref. no.	Type	Ref. no.
2 speed motor, 3 Phase motor, 400 V / 3 ph. / 50 Hz, Y/Δ wiring, protection to IP 54																	
GBD 630/6/6	5524	8600/9990	723/893	42	0.64/0.93	1.08/1.88	2.03	867	60	60	86	RDS 4	1316	TSD 5,5	1503	MD	5849
GBD 630/4/4	5523	12954/14430	1128/1383	51	2.40/3.45	4.10/6.20	7.20	867	75	50	105	RDS 11	1332	TSD 11,0	1513	MD	5849
3 Phase motor, 3~, 400 V, 50 Hz, protection to IP 54																	
GBD 630/4 T120	5779	14200	1445	53	4.40	8.0	—	499	120	—	105	—	—	—	—	MD	5849

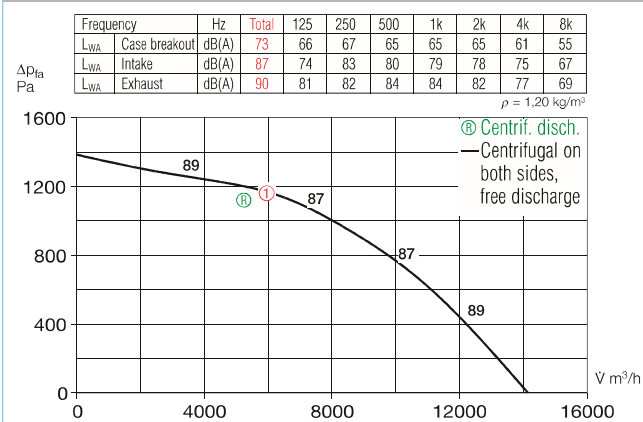
GBD 630/6/6



GBD 630/4/4



GBD 630/4 T120



Motor protection

Types GBD with thermal contacts embedded on the terminal strip, which must be wired with the full motor protection device. Type GBD T120 with PTC thermistor for direct wiring with the full motor protection device or frequency inverter FU-BS (see table below, accessories).

Speed control

All types (except GB T120) are speed controllable by voltage reduction using a transformer controller. The 3-phase models can also be 2 speed controlled by Y/ Δ switch or full motor protection unit M4; Type GBD T120 is exclusively controllable via frequency inverter with Sine filter. The duties at different speeds are given in the performance curve.

Sound levels

Total sound power levels and the spectrum figures in dB(A) are given for:
 — Sound level case breakout
 — Sound level intake
 — Sound level exhaust
 In the table below as well as underneath the performance curve you can find additionally the sound pressure levels at 4 m (free field conditions).

Accessories of both types

Anti vibration mounts for installation indoors. Set of 4.

SDD-U Ref. no. 5627

Wall bracket for wall mounting.

GB-WK 630 Ref. no. 5626

External weather louvers to cover exhaust opening.

GB-WSG 630 Ref. no. 5640

Outdoor cover hood for outdoor installation.

GB-WSD 630 Ref. no. 5749

Specific accessories

for types GB

Condensate collector with condensate spigot for pipe connection.

GB-KW 630 Ref. no. 5645

(Condensate collector with condensate spigot included in delivery with GB T120).

On/Off and 2-speed switch for 3-phase Y/ Δ motors.

Type DS 2¹⁾ Ref. no. 1351

¹⁾ full motor protection unit recommended: MD Ref. No. 5849

for types GB T120

Rain drainage for outdoor installation (drill holes for rain drainage is already prepared).

GB-RA Ref. no. 9418

Information	Page
Information for planning	10 on
General techn. information, speed control	15 on
Accessory-Details	Page
Speed controller and full motor protection unit	525 on