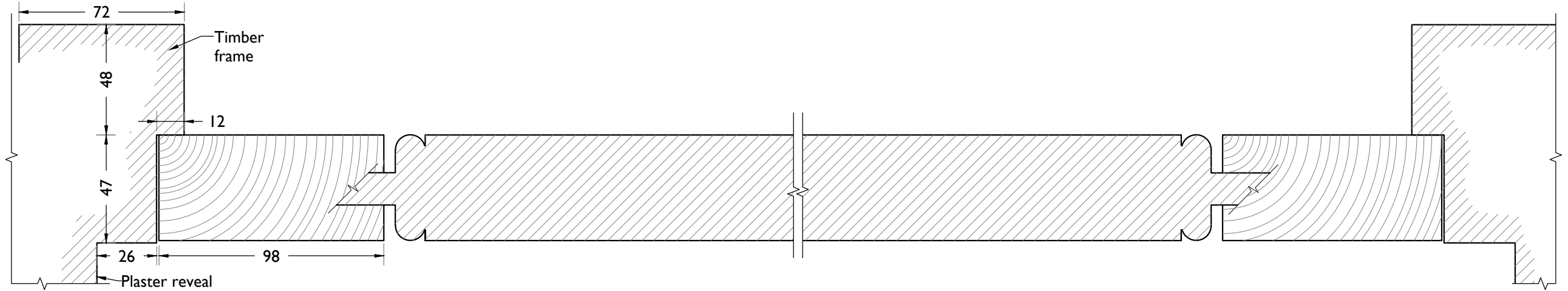
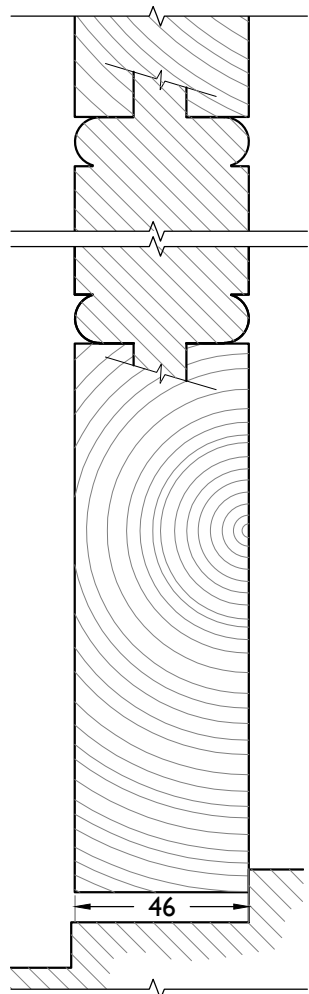
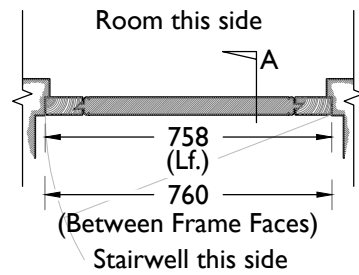


See 8023-03 for panel dimensions



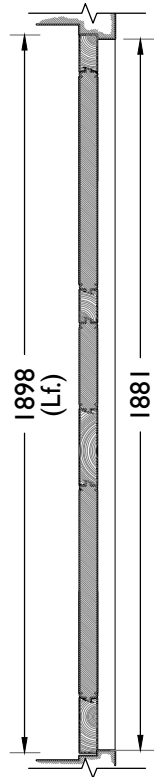
8023-05, Plan Details Scale: 1:2



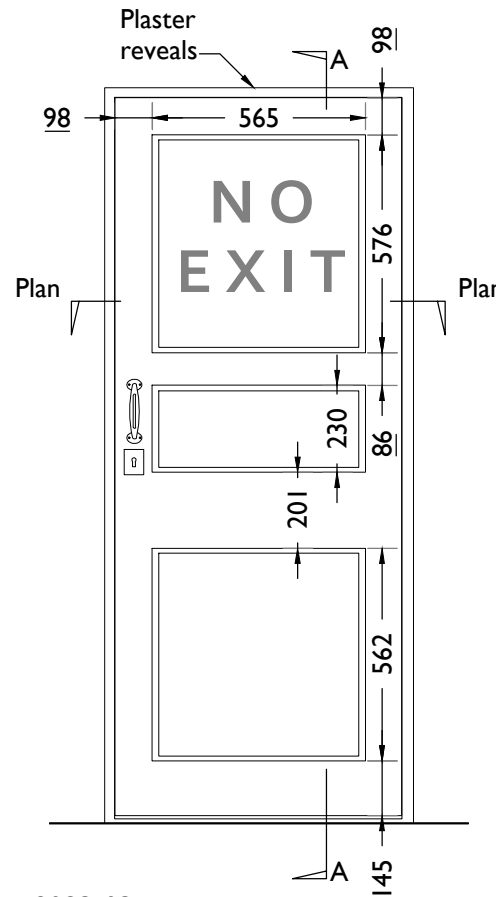
8023-01, Plan, Scale 1:20

8023-06, Section AA Details Scale: 1:2

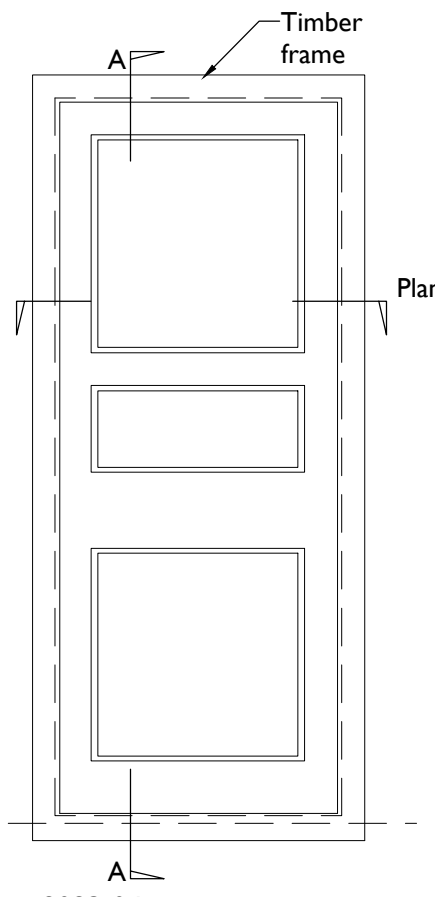
Note: See drawing 8018 for moulding dimensions



8023-02, Section AA Scale: 1:20



8023-03, Elevation viewed from stairwell side Scale: 1:20



8023-04, Elevation viewed from room side Scale: 1:20

**E21 Specification Notes**

This drawing must be read in conjunction with the general notes on drawing 8040.

All doors with this type must be replicated with an FD60 rating - see notes on 8040.

**Material:** To match existing

**Panel:** Solid timber raised and fielded with moulding to match existing.

**Finish:** To match existing colour and texture as closely as possible. Allow for 6 samples of 200mm x 200mm Oak panel to be stained and varnished to enable colour and texture of existing to be matched. In the first instance, produce two samples and notify the architect when complete to arrange inspection. After inspection further samples may be required to achieve the closest match possible.

**Action:** Door opens in one direction only.

**Door Handles:** to match existing. Refurbish existing and reuse if possible.

**Lock:** Provisionally allow for supply and installation of high security five lever mortice deadlock case and escutcheons in polished brass finish to match existing appearance of original items.

**Hinges:** 3x Polished brass butt hinge - double phosphor bronze washed to match size of existing hinges.

**Notes:**  
Drawings are based on survey data and may not accurately represent what is physically present.  
Do not scale from this drawing. All dimensions are to be verified on site before proceeding with the work.  
All dimensions are in millimeters unless noted otherwise.  
Purcell shall be notified in writing of any discrepancies.

- Timber door with timber panels

|             |             |       |         |             |
|-------------|-------------|-------|---------|-------------|
| P00         | 18 Dec 2019 |       |         |             |
| First Issue | 27 Sep 2019 | RH    | RH      |             |
| ISSUE       | DATE        | DRAWN | CHECKED | DESCRIPTION |

|                |                  |
|----------------|------------------|
| <b>CLIENT</b>  | Lendlease        |
| <b>PROJECT</b> | Camden Town Hall |

|                         |   |
|-------------------------|---|
| <b>DRAWING TITLE</b>    | Details of Existing Door Type E21<br>This existing door is DEB.73-2 |
| <b>SIZE &amp; SCALE</b> | A3L As Noted  |
| <b>DRAWING STATUS</b>   | ISSUED FOR LBC  |

|                    |                          |
|--------------------|--------------------------|
| <b>JOB NUMBER</b>  | 238664                   |
| <b>DRAWING NO.</b> | CTH-PUR-XXX-DR-31-A-8023 |
| <b>REVISION</b>    | P00                      |

