




NOTES:

1. ALL AIR CONDITIONING PIPE WORK TO BE INSTALLED USING NITROGEN PURGE TECHNIQUE.
2. ALL AIR CONDITIONING PIPE WORK TO BE FULLY INSULATED WITH ARMAFLEX VAPOR SEAL.
3. CORRECT AND SUFFICIENT BRACKETS TO BE USED.
4. ACCESS HATCHES (BY OTHERS) TO BE INSTALLED TO GIVE ACCESS TO FILTER AND ELECTRICAL CONNECTIONS BOX ON EACH DUCTED UNIT.
5. BRANCH SELECTOR BOXES TO BE FITTED IN CORRIDOR WHERE POSSIBLE. WHERE NOT POSSIBLE THEY ARE TO BE FITTED WITHIN THE BATHROOM CEILING AND AN ACCESS HATCH IS TO BE INSTALLED (HATCH BY OTHERS).
6. ELECTRICAL SUPPLIES (BY OTHERS) TO BE FITTED WITH A SUITABLE SWITCHED SPUR. SUPPLIES ARE TO BE INSTALLED FOR EACH FAN COIL UNIT & BRANCH SELECTOR BOX.
7. POSITION OF FAN COIL UNIT CONTROLLER TO BE CONFIRMED WITH INTERIOR DESIGN.
8. NEW LEAK DETECTION SENSORS TO BE FITTED TO MANUFACTURERS INSTRUCTIONS WITH PARTICULAR ATTENTION TO HEIGHT FROM FLOOR.
9. CONDENSATE DRAINS ARE TO BE SOLVENT WELD AND TESTED PRIOR TO BRINGING SERVICE IN USE. EACH FAN COIL UNIT IS TO BE FITTED WITH A TRAP.
10. THIS DRAWING IS TO BE ROUTED AS SHOWN AND TO BE READ IN CONJUNCTION WITH ALL RELEVANT ARCHITECT / INTERIOR DESIGN / STRUCTURAL / MECHANICAL & ELECTRICAL DRAWINGS AND SPECIFICATIONS.

Reference	Description	Photo
FCU TYPE 1	DAIKIN SLIM CONCEALED CEILING UNIT 200x750x620mm 32dB(A) (sound pressure)	
FCU TYPE 2	DAIKIN CONCEALED FLOOR STANDING UNIT 620x750x200mm 30dB(A) (sound pressure)	
EXTERNAL CONDENSING UNIT	DAIKIN CONDENSING UNIT - HEAT RECOVERY 1685x1240x765 65dB(A) (sound pressure)	

EXTERNAL CONDENSING UNIT TO BE INSTALLED WITHIN DORMANT LIFT OVERRUN. STRIP AND BUILD CONDENSER REQUIRED.



REV	DATE	COMMENTS
DRAWING STATUS: PLANNING		
PROJECT: DOUBLETREE BY HILTON LONDON, WEST END		
CLIENT: CRIMSON HOTELS		
IN ASSOCIATION WITH: MORRISON DESIGN		
DRAWING TITLE: PHASE 4 ROOF LEVEL AIR CONDITIONING SERVICES		

HBS HOCKLEY BUILDING SERVICES LIMITED
 Holly House, 9-11 Holly Lane, Marston Green, Birmingham B37 7AP
 0121 685 4545 0121 685 4546 admin@hockley-td.com

DRAWN BY	CHECKED BY	APPROVED BY
JB	TM	TM
START DATE	SCALE	DRAWING SIZE
13.12.19	1:100	A1
JOB No.	DRAWING No.	REVISION
5097	M17-R01-01	-

Plan View
Scale 1:100