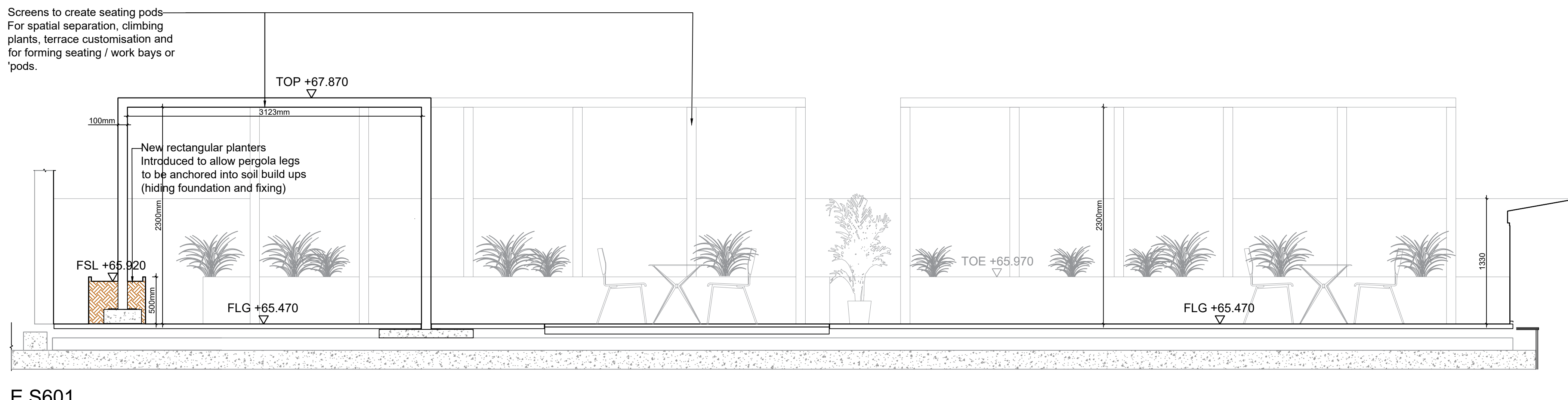
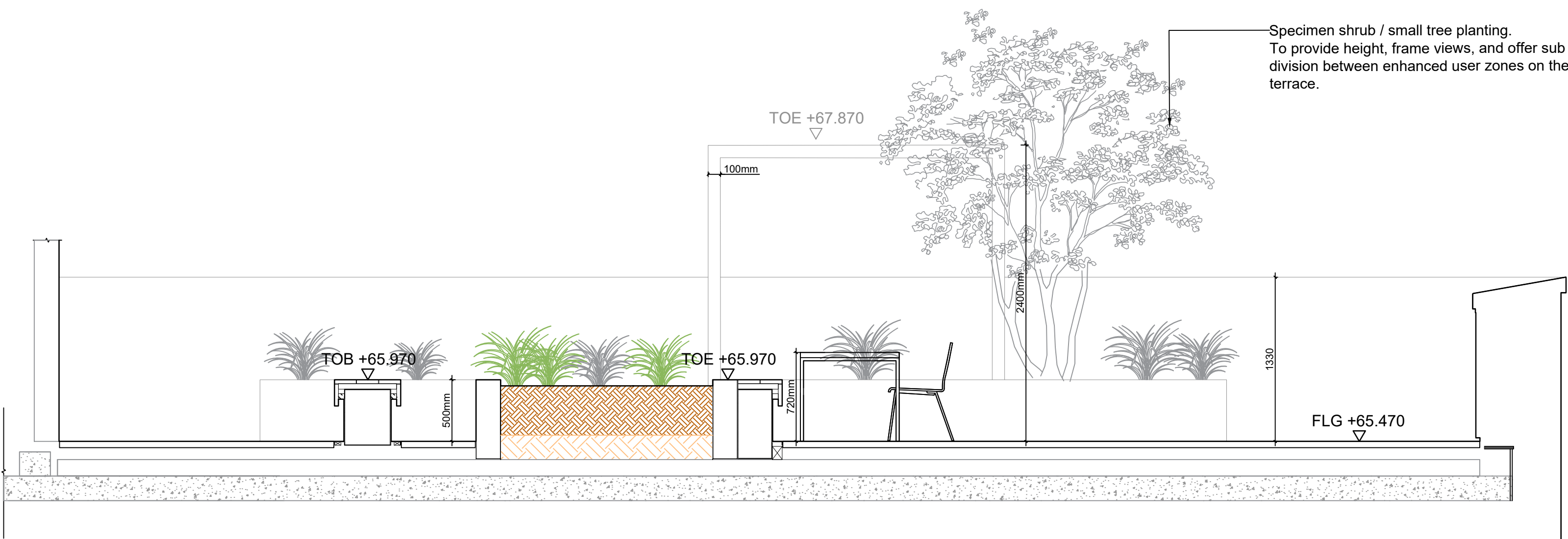


E S601
Detail 01
Scale 1:30 @ A1

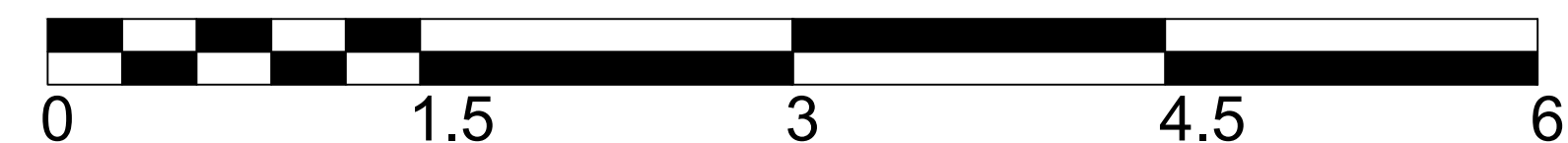


E S601
Detail 02
Scale 1:30 @ A1



E S601
Detail 03
Scale 1:30 @ A1

SCALE BAR 1:30



All dimensions to be verified on site. Figured dimensions to take precedent to those scaled. Any areas indicated on this drawing are for guidance only, no responsibility is taken for their accuracy.

The drawing is the property of Applied Landscape Design Limited. Copyright is reserved by them and the drawing is issued on the condition that it is not copied, reproduced, retained or disclosed to any unauthorised person, either wholly or in part without the written consent in writing of Applied Landscapes.

© 2019 Applied Landscape Design Limited. All rights reserved.

CDM/H&S

Tree work is a dangerous activity and should be carried out by trained, competent and appropriately insured arborists. Tree work should be carried out to a good standard to comply with BS 3998 Recommendations for Tree Work.

The works illustrated on this drawing have been reviewed against the Design CDM Risk Register and significant risks are noted as:

- Construction:
- Risks normally associated with tree planting / removal
 - Tree pit fall hazard
 - Tree lifting

Maintenance:

- No significant risk other than those normally associated with work of this type.

Demolition:

- No significant risk other than those normally associated with work of this type.

NOTES / KEY:

REFERENCE DRAWINGS/DOCUMENTS

REVISIONS

04	Bar table removed	13.12.19
03	Cube frames removed from beds	27.11.19
02	Pergola style and pot size	15.11.19
00	First issue for information	12.11.19

no.	issued	date
-----	--------	------

CLIENT: LANDSCAPE CONTRACTOR:



LANDSCAPE ARCHITECT:



PROJECT:

S2 ROOF, KXC

DRAWING TITLE:

S2 ROOF TERRACE
ENHANCEMENT PROPOSALS
LONG SECTIONS

drawn: XW	checked: KmJ
scale: 1:30 @ A1	date: 11 Dec 2019
status: INFORMATION	xref file ref: ALD852_ESbase

PROJECT NO.	DRAWING NUMBER:	REVISION:
852	KXC-S2-001-ALD852-L-90-0601	04

ORIGINAL A1 SIZE SHEET