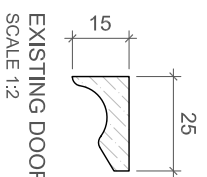
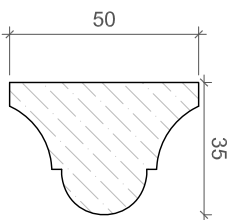


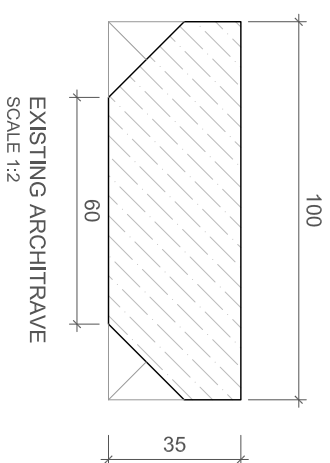
EXISTING PANEL MOULDING
SCALE 1:2



EXISTING DOOR MOULDING
SCALE 1:2



EXISTING DADO RAIL
SCALE 1:2



EXISTING ARCHITRAVE
SCALE 1:2

NOTES:

ALL EXISTING CORNICES, PICTURE RAILS, DADOS, SKIRTINGS AND ARCHITRAVES ARE TO BE RETAINED. WHERE NEW WORKS REQUIRE ANY OF THESE ELEMENTS TO BE ALTERED, THEY WILL BE REINSTATED, REPAIRED OR REPLACED TO MATCH EXISTING.

[illegible]