

MATERIALS



Railway slipper retaining wall





Reconstituted stone paving - buff



Porcelain tile paving - buff



Dark fence options to sides of garden - with climber











Light fence to back of garden




Large mirrors

KEY

-  Proposed tree
-  Lawn
-  Shrub & perennials planting bed
-  Gravel/shingles
-  Stone paving - Reconstituted stone & porcelain tile combination - Buff
-  Retaining wall - Railway slipper
-  Light colour fencing to back garden
-  Dark colour fencing to sides

0 1 3 5 M



D		
C		
B		
A		
Rev	Date	Details


 Anna French Associates Ltd
 Room 12, The Stable Block
 West Park
 Silsoe, Bedfordshire
 MK45 4HR
 T 01525338796
 E info@annafrenchassociates.co.uk
 W annafrenchassociates.co.uk

Client:

Project:
13 Downshire Hill

Drawing Title:
Landscape Masterplan

Phase:
FOR PLANNING

Drawing Number: 243-PL-001 Rev: - Date: 12.12.19

Drawn by: AL Scale: 1:50@A1

DO NOT SCALE FROM DRAWING.