





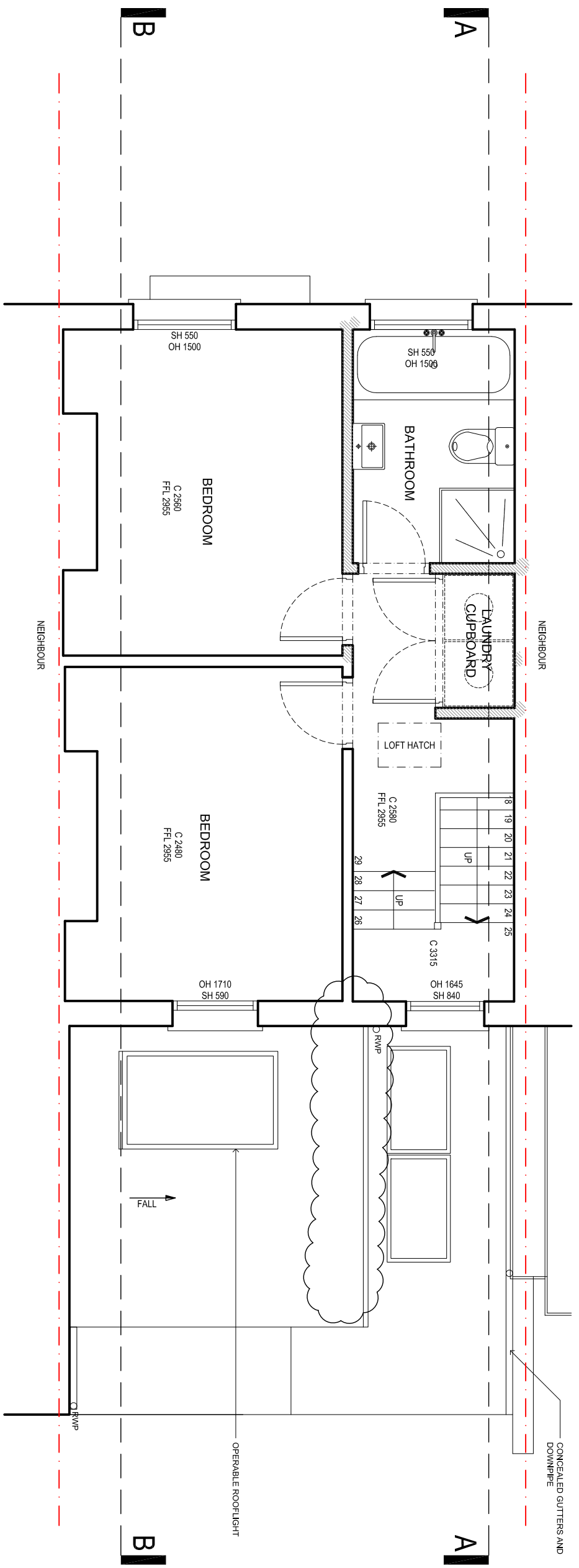


NOTES  
ALL DIMENSIONS TO BE CHECKED ON SITE  
PRIOR TO CONSTRUCTION

LEGEND  
THIS DRAWING IS FOR PLANNING PURPOSES  
ONLY AND IS SUBJECT TO FURTHER DETAILED  
DESIGN

-  EXISTING STRUCTURE RETAINED
-  PROPOSED / NEW STRUCTURE
-  STRUCTURE REMOVED
-  PROPOSED STEEL BEAM OVERHEAD
-  OUTLINE OF STRUCTURE OVERHEAD
-  SITE DRAINAGE



**PROPOSED FIRST FLOOR PLAN**

SCALE: 1:50 @ A3



# GRESFORD ARCHITECTS

Charlotte and Ned Collier

REV.	DATE	DESCRIPTION
C	16.12.2019	Extension with reduced at upper ground (timber sash)

**PROJECT TITLE**  
44 Spencer Rise  
London  
NW5 1AP

**DRAWING TITLE**  
Proposed First Floor Plan

SCALE	DRAWN
1:50 @ A3	CLMM
DATE	CHECKED
02/10/2019	PJMMW
DWG. NO.	REVISION
4137_111	C

Unit 3  
Quaker Century House  
25 Abchurch Lane  
London, E1 5AA

T: +44 (0) 20 7249 1855  
E: info@gresfordarchitects.co.uk