BIRD BOX LEGEND

5 No ST: Sparrow Terraced
Dimensions: 440mm (w) 215mm (h) 150mm (d)
No. 48 Schwegler Sparrow Terrace surface mounted or equal approved

5 No SB: Swift Box
Material: Brick
Dimensions: 320mm (w) 140mm (h) 140mm (d)
No. 16 Schwegler Swift Box surface mounted or equal approved

GB: Generalist bird box
Dimentions:
32mm entrance hole will attract Great, Blue, Marsh, Coal and Crested Tit, Redstart, Nuthatch, Collared and Red-backed Flycatcher, Wryneck, Tree and House Sparrow and Italian
1B Schwegler Nest Box for mounting on trees or equal approved

BATS BOX LEGEND

9 No HB: Habitat Bat Box
5no Beaumaris bat boxes by Wildcare or equla approved
4 no Bat boxes 65 by Wildcare or equal approved

The contractor is responsible for checking dimensions, tolerances and references. Any discrepancy to be verified with the Architect before proceeding with the works. Where an item is covered by drawings to different scales the larger scale drawing is to be worked to.
Do not scale drawing. Figured dimensions to be worked to in all cases.
CDM REGULATIONS 2015. All current drawings and specifications for the project must be read in conjunction with the Designer's Hazard and Environment Assessment Record
All intellectual property rights reserved.

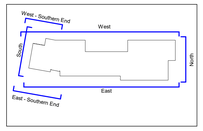

Key Plan Elevation
1 : 1000

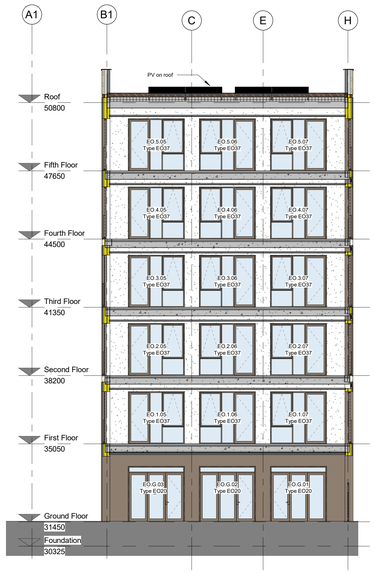

1 South Elevation taken through Wintergarden
1 : 100

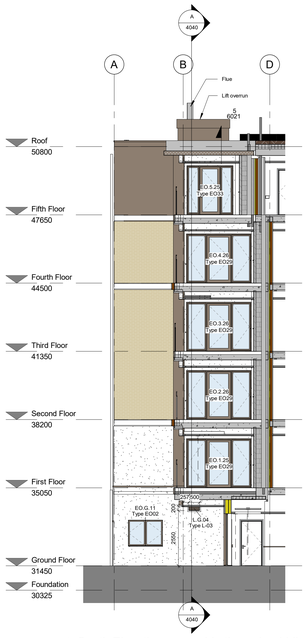

6 South Elevation - rear side through middle
1 : 100

2 Internal West Elevation
1 : 100

DRAWING REFERENCES:

AA4796C-4000 series
AA4796C-4001 - Ground Floor Key Plan
AA4796C-4002 - First Floor Key Plan
AA4796C-4003 - Second Floor Key Plan
AA4796C-4004 - Third Floor Key Plan
AA4796C-4005 - Fourth Key Plan
AA4796C-4006 - Fifth Key Plan
AA4796C-4007 - Roof Key Plan
AA4796C-4010 - 4012 - Ground Floor Plans
AA4796C-4014 - 4016 - First Floor Plans
AA4796C-4018 - 4020 - Second Floor Plans
AA4796C-4022 - 4024 - Third Floor Plans
AA4796C-4026 - 4028 - Fourth Floor Plans
AA4796C-4030 - 4032 - Fifth Floor Plans
AA4796C-4034 - Roof Plan Sections
AA4796C-4040 - 4042 - Building Sections
AA4796C-4045 - Flat Type A
AA4796C-4046 - Flat Type B
AA4796C-4047 - Flat Type C
AA4796C-4048 - Flat Type D
AA4796C-4049 - Flat Type E
AA4796C-4050 - Flat Geometrics of Building
AA4796C-5000 series
AA4796C-5001 - Fire Strategy Ground Floor
AA4796C-5002 - Fire Strategy First & Second Floor
AA4796C-5003 - Fire Strategy Third & Fourth Floor
AA4796C-5004 - Fire Strategy Fifth & Roof Plan
AA4796C-5005 - Access & Security Strategy
AA4796C-5006 - Reflective Ceiling Plan Ground & First Floor
AA4796C-5008 - Reflective Ceiling Plan Second & Third Floor
AA4796C-5009 - Reflective Ceiling Plan Fourth & Fifth Floor
AA4796C-5020 - Louvre Plan - Ground Floor at High Level
AA4796C-5021 - Louvre Plan - First Floor at High Level
AA4796C-5022 - Louvre Plan - Second Floor at High Level
AA4796C-5023 - Louvre Plan - Third Floor at High Level
AA4796C-5024 - Louvre Plan - Fourth Floor at High Level
AA4796C-5025 - Louvre Plan - Fifth Floor at High Level
AA4796C-6000 series - Details
AA4796C-7000 series
AA4796C-7001 - External Opening Type Elevations
AA4796C-7003 - External Opening, Rooflight and Curtain Wall Schedules
AA4796C-8000 series
AA4796C-8001 - 8002 - Stairs and Lifts
AA4796C-8007 - 8011 - Internal Doors and Screens

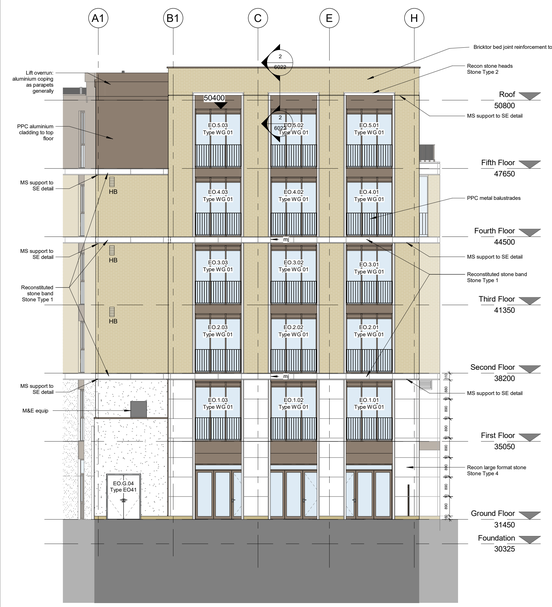

3 South Main Elevation
1 : 100

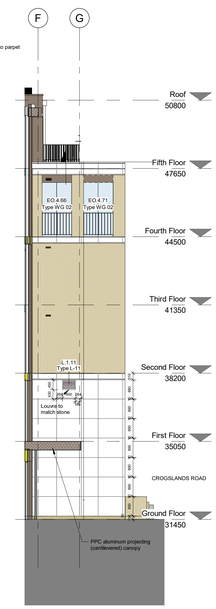

4 South Elevation at Stagger
1 : 100

5 West Main Elevation
1 : 100

Horizontal movement joints located
- second floor
- fourth floor
- tall brick parapet south elevation
- stone parapet

Refer to SE drawing for full detail

Rev	Date	Description	Dwn	Ckd
N	Date:278	Additional guarding handrail added at 1300 high to walkway client request	PJ	JB
M	29-10-19	Revision as clouded render and stone clarified	PJ	JB
L	18-10-19	Wall type revised to rendered blockwork contractors request	PJ	JB
K	05-08-19	Lift Overrun height updated	CS	PJ
J	24-05-19	Louvres updated, notes added	KS	PJ
I	24-04-19	Non material Amendment for Planning	PJ	JB
H	15-04-19	Roof screens removed and updated to contractors comments. Stone added to stone - dims updated Recessed Joints clarified, Pvs indicated	KS	PJ
G	03-04-19	Ea to First Floor revised, FURTHER louvre ref added	KS	PJ
F	05-03-19	Updated to contractors comments	PJ	JB
E	11-02-19	Balustrading height reduced to 1100 high on walkways.	MA	PJ
D	30-01-19	Updated to contractors comments	PJ	JB
C	18-01-19	Updated to contractors comments. General update.	PJ	JB
B	12-12-18	parapet wall raised	PJ	JB
A	08-11-18	Elevations general updated	PJ	MA
-	17-09-18	first issue		

Charlie Ratchford, Extra Care

Elevations Sheet 2
Construction

AA4796C-4038 **REV N**

Construction

Drawn MA Checked PJ Date Sept18 Scale @ A0 As indicated

PRP
prp-co.uk
Surrey
020 8339 3600