



**NOTES**


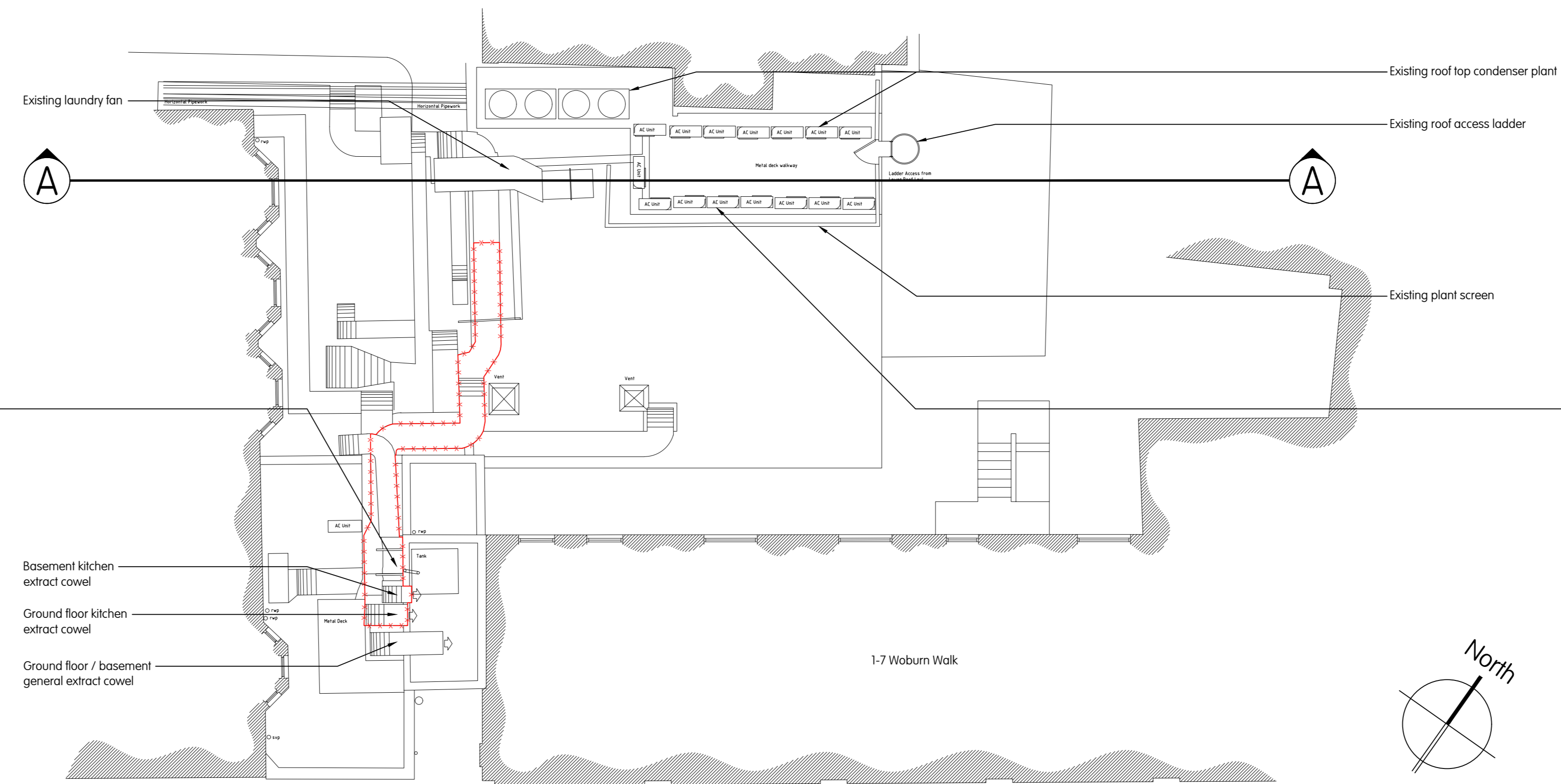
1. This drawing is for engineering services only and is to be read in conjunction with all relevant architectural, structural, MTT drawings and the Contract specifications.
2. THIS IS NOT AN INSTALLATION DRAWING.
3. All services routes and equipment locations are indicative, actual location and configuration to be determined by contractor following completion of contractor design and coordination.
4. This drawing will only be issued in PDF format.

**Legend**

-  Item/plant to be stripped out
-  Existing item/plant

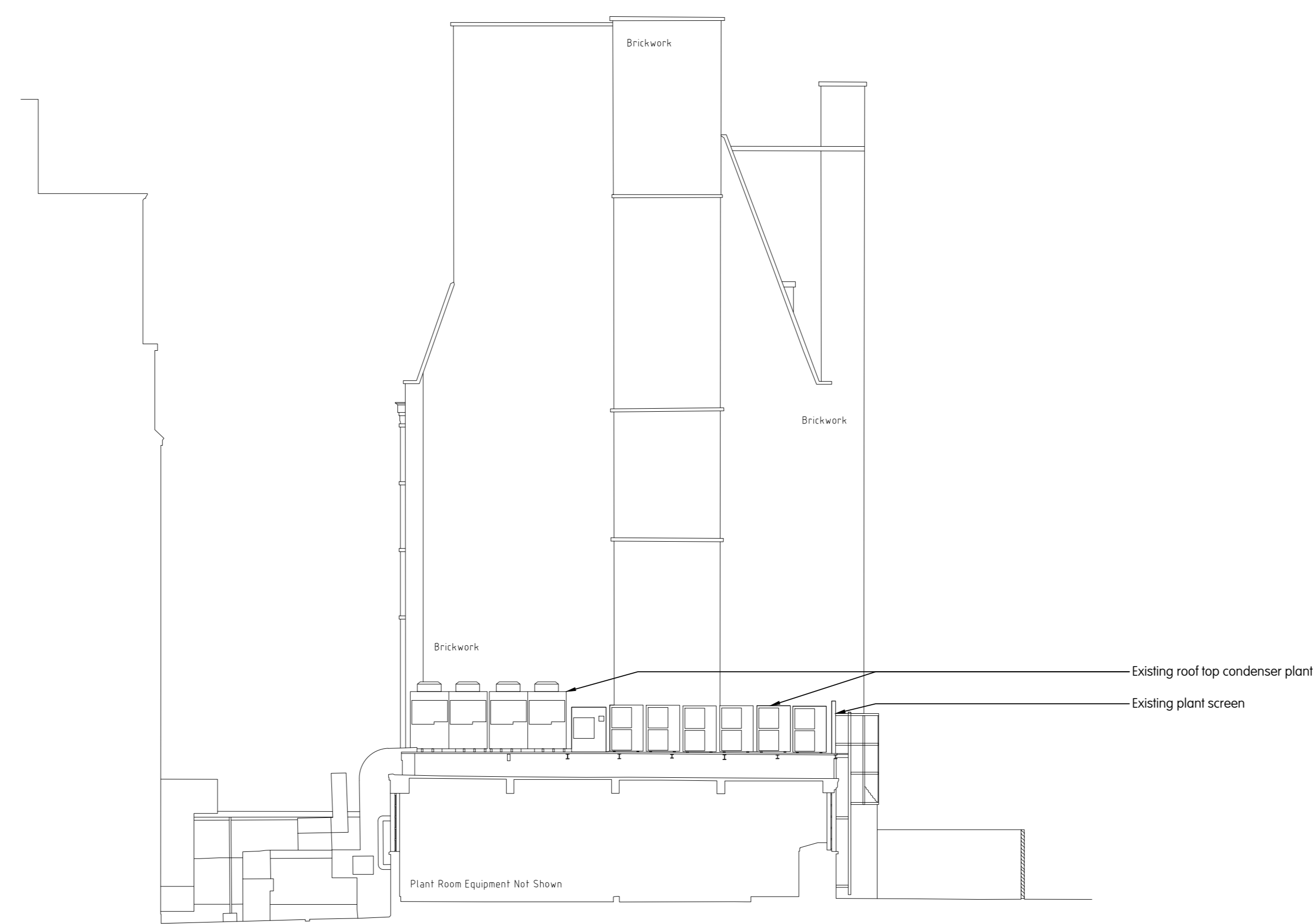


View on existing duct work discharge



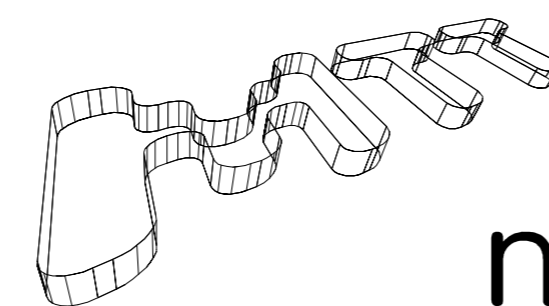
View on existing roof plant enclosure

Roof plan (scale 1:100)  
0 2.0 4.0 6.0 8.0 10.0m  
1:100



Section A-A (scale 1:100)  
0 2.0 4.0 6.0 8.0 10.0m  
1:100

Copyright by mtt. No content of this drawing, however produced and/or transmitted, may be made or understood without the express permission of mtt. This drawing should not be used. All dimensions to be checked on site and any discrepancies to be notified to mtt.					
Based on architectural drawings:	T2	26.11.2019	Stage 4 Issue	IL	TW
GA 3482.01	00	21.11.2019	Stage 4 Issue	IL	TW
Rev	Date	Description	Drawn	Checked	



**MTT/DRAWING**

A 9 KINGSWAY  
LONDON  
WC2B 6AF  
T +44 (0)20 7836 1133  
F +44 (0)20 7836 1153  
E info@mtt-limited.com  
W www.mtt-limited.com

PM P Gibson  
Cad V Popovic  
Date November 2019  
Scale 1:100@A0  
Status STAGE 4

**Ambassador Hotel**  
MEP Services  
Existing Layout

Dwg No. 7194-MEP500

Revision T2

