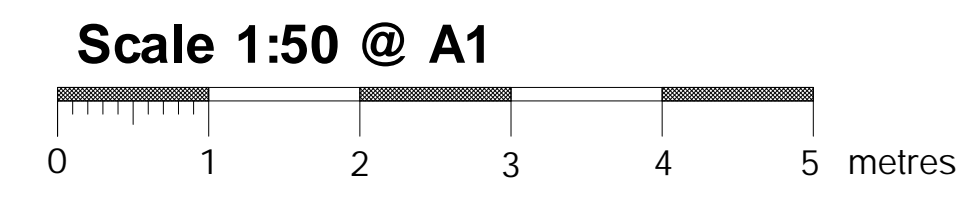
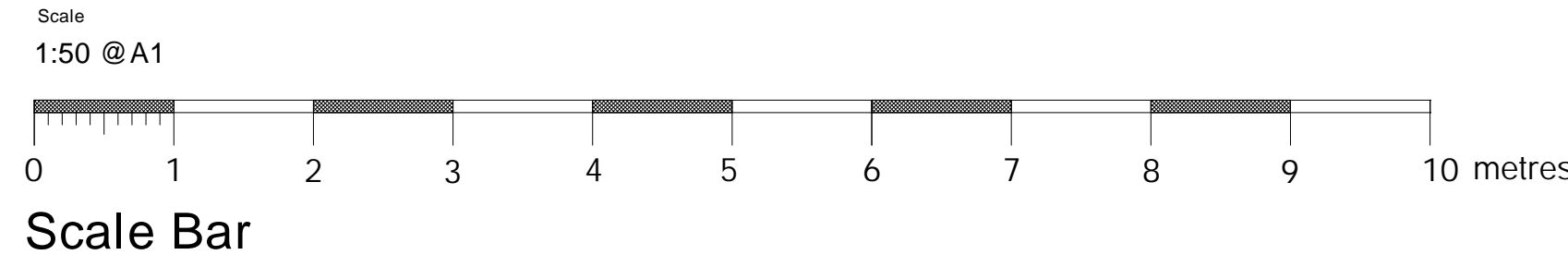
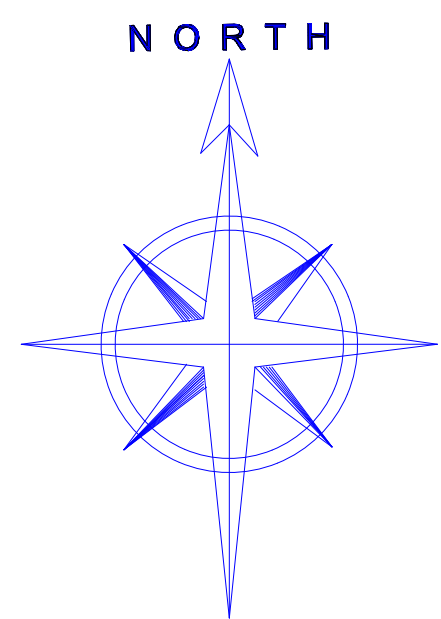




Existing Site plan View



This drawing is to be read in conjunction with all relevant architects and engineers drawings details and specifications.

All dimensions are in millimetres unless noted otherwise

All dimensions and details must be checked on site during the course of the works.

- Note:**
- Double skin fully insulated Walls, Floor, Ceiling.
 - Dimmer, spotlights and sockets are brushed stainless steel
 - Electric Plan
 - electrics (Prewired)
 - all wiring terminated in waterproof fuse box ready for final connection
 - Price excluded connecting to main supply

Drawing No.1
Plan View
Elevation View



| | | | |
|---|--------------|------------------------|---------------|
| Order No:190548 | | T.G. | |
| A | | 28/08/2019 | |
| Version | Drawing Date | Checked Date | Approved Date |
| Client Tracey-Lee & Gerald Wingrove | | | |
| Project 96 Albert Steet NW 1 7NA | | | |
| Drawing Title 4.5m x 4m Clarence | | | |
| CrownPavilions Architectural Designs and Development Consultant | | | |
| Office 6b Lys Mill Farm Howe Road Watlington Oxfordshire OX49 5EP Tel: 01491612820 Fax:01491614747 | | Scales 1:50 @ A1 | |
| | | Purpose of Issue V4 | |
| Drawing No | | 22.10.19 V4.1 | |