



01 Proposed Elevation 02 (Wild Court Elevation)
Scale 1/50




02 Proposed Elevation 03 (Courtyard Elevation)
Scale 1/50




[MAT 1] Natural slate roof tiles
Colour: Black




[MAT 2] Hardwood window frame
Colour: Black



[MAT 3] Standing seam zinc vertical panels.
Colour: Grey



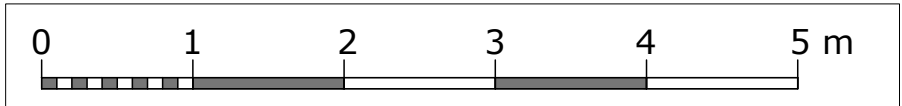
[MAT 4] Microperforated Zinc panels
Colour: Grey



[MAT 5] Aluminum roof window frame
Colour: Black

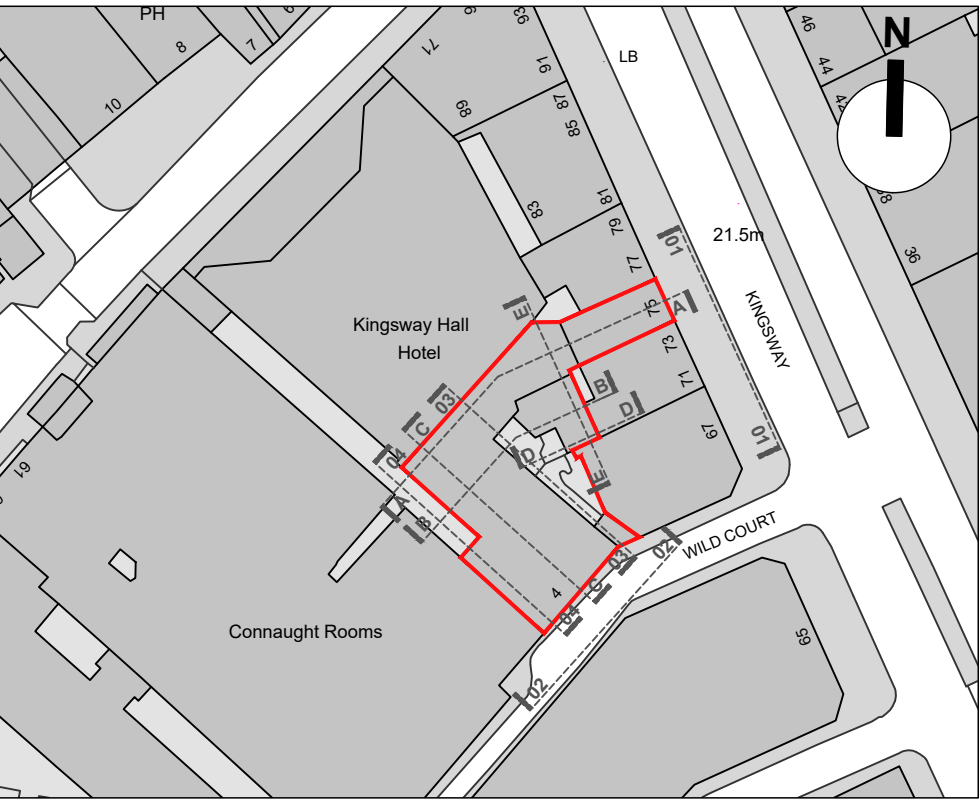


[MAT 6] P5-Tripplle Clear Glazing- 4HS-10-4HT-8-33.2T
CLASS P2A



GENERAL NOTES

Do not scale from drawings.
Errors to be reported immediately to the Architect.
To be read in conjunction with all relevant Architects', Services and Structural Engineers' drawings.
All dimensions to be checked on site.



P2	04.12.19	Issued for Planning	MS	PA
P1	03.06.19	Issued for Planning	MS	PA
Rev.	Date	Description	DB	CB

TT Architects

2 Eustace House
Old Paradise Street
London, SE11 6AN

Project
Z-WILD COURT

4 Wild Court & 75 Kingsway
London
WC2B 4AU

Client
Z Hotels

Drawing Name
Facing materials / Proposed Wild Court & Courtyard Elevations

Date
13.11.2017
Issue
For planning

Scale
1:50 @ A1
Drawn/Checked
MS/PA

Drawing No. & Revision
005-FM00-P2