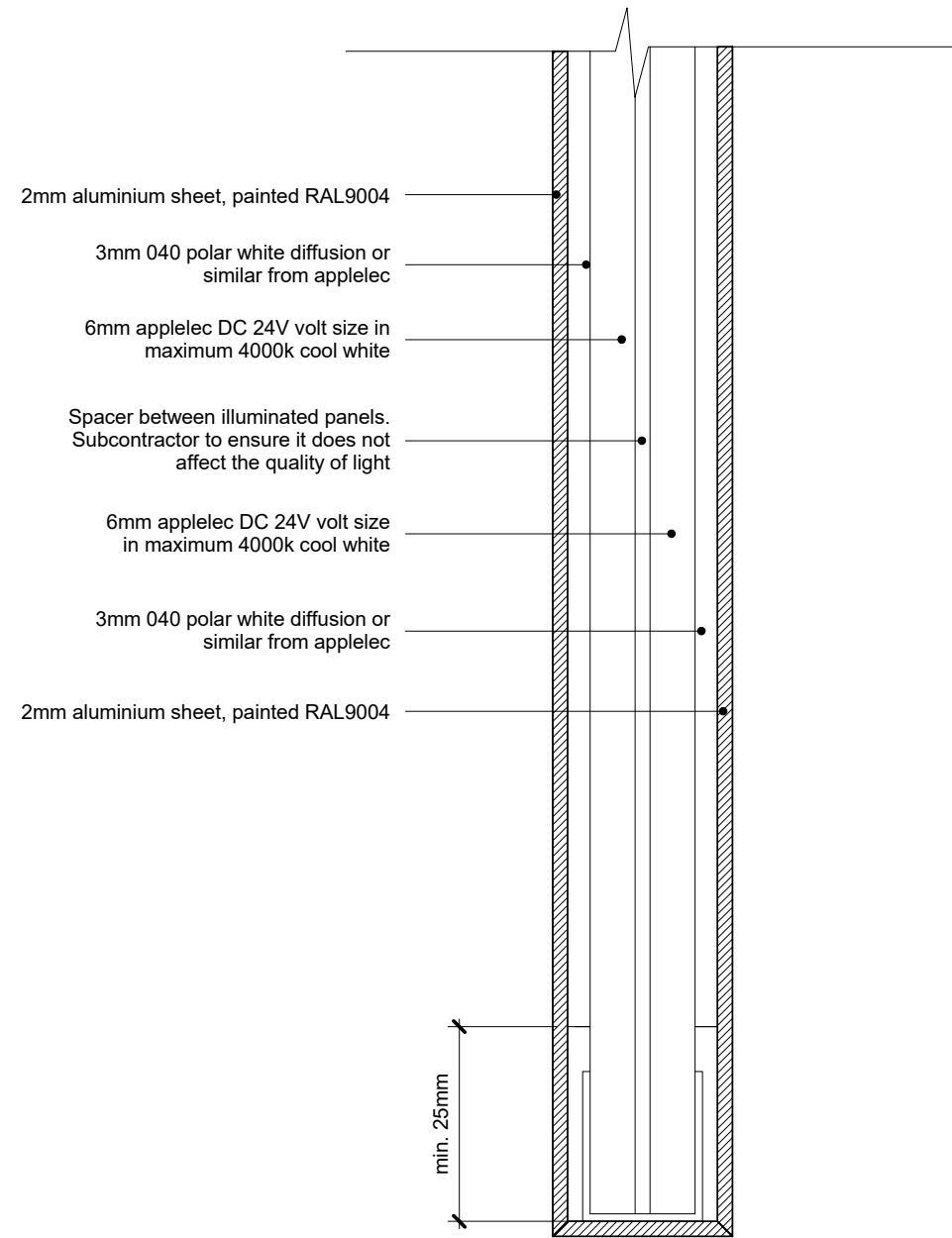
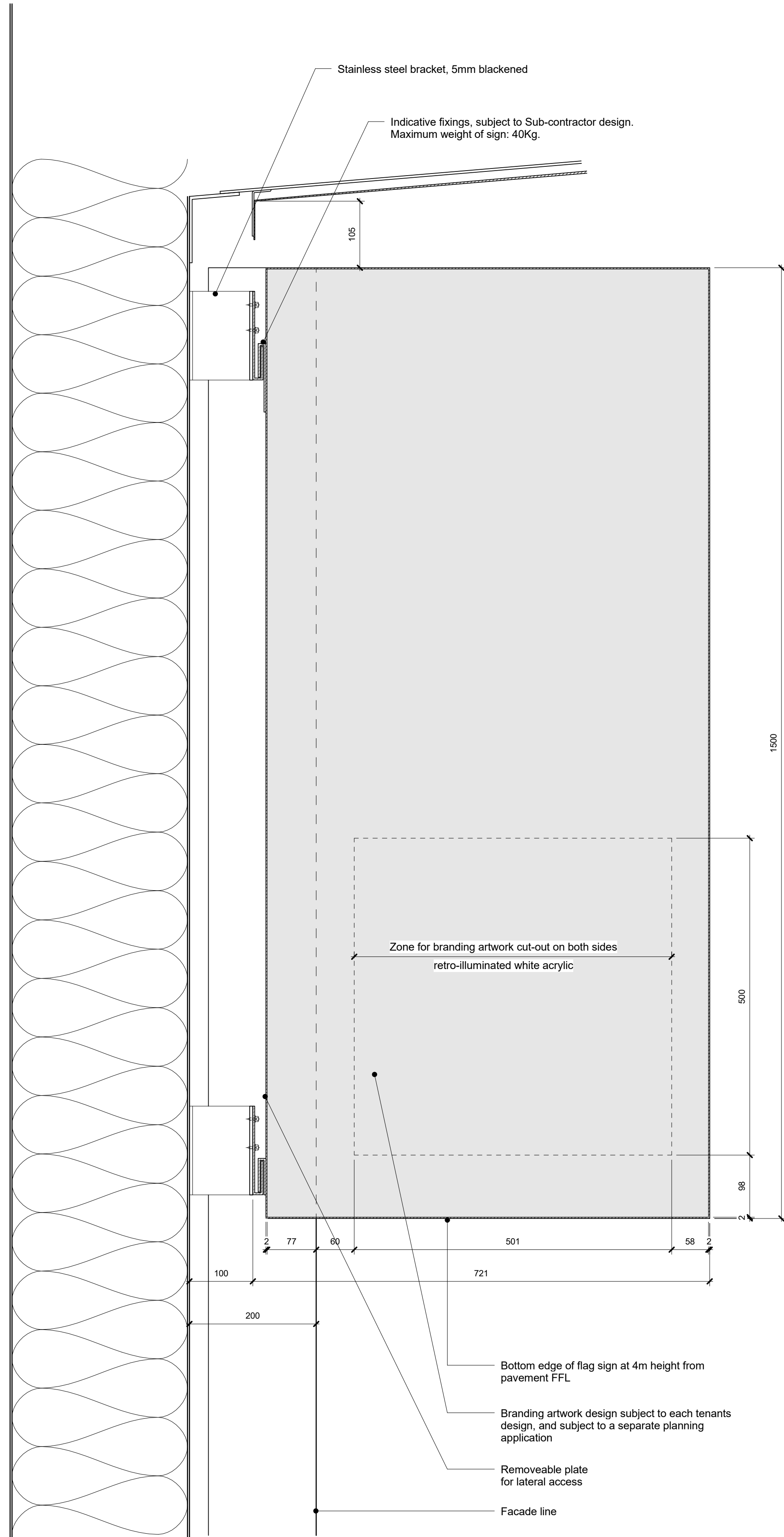


Indicative detailed build-up, subject to Sub-Contractor's design (NTS)



01 Retail signage flag_Plan 1:5 PLEASE NOTE: Construction detail shown above is indicative and subject to manufacturer's design.



01 Retail signage flag_Elevation 1:5

KEY
PLEASE NOTE:

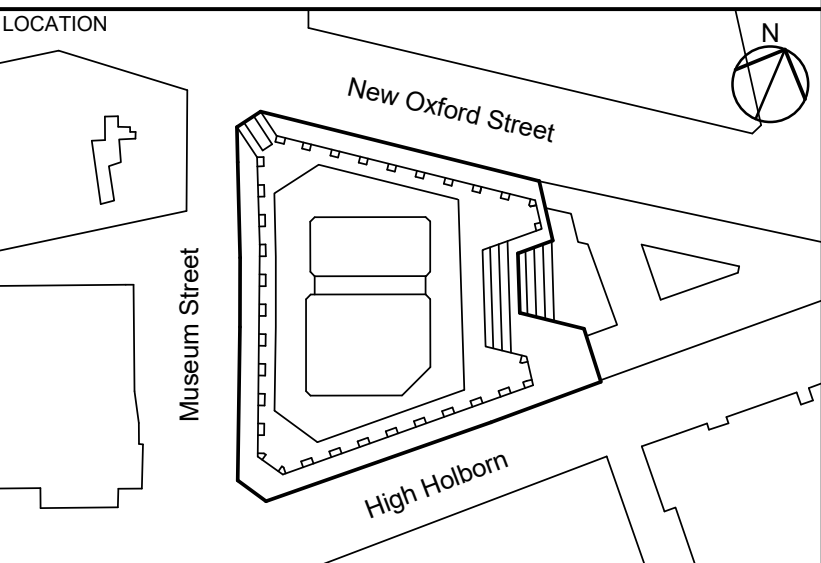
The Landlord will submit for Outline Advertisement Consent to agree the principle of the flags design with the local authority. Individual tenants will be responsible for applications in relation to specific signage requirements.

REV	DATE	DESCRIPTION
P01	180319	For Information
P02	280319	For Information
P03	131119	For Information

CONSULTANTS	
CLIENT:	21-31 New Oxford Street Development Ltd.
CONTRACTOR:	Laing O'Rourke
PROJECT MANAGER:	Gardiner & Theobald
STRUCTURAL ENGINEER:	Arup Structures
MECHANICAL ENGINEER:	Arup M&E
ACOUSTIC CONSULTANT:	Arup Acoustics
CLADDING CONSULTANT:	Arup Facades
COST CONSULTANT:	Arcadis

NOTE

- Do not scale from this drawing.
- All dimensions to be checked on site by the contractor and such dimensions to be his responsibility. Report all drawing errors, omissions and discrepancies to the architect.
- This document may be issued in an uncontrolled CAD format to enable others to use it as background information to make alterations and/or additions. In that instance the file will be accompanied by a PDF version. It is for those making such alterations and additions to ensure that they make use of current background information.
- AHMM Ltd accepts no liability for any such alterations or additions to the background information or arising out of changes to background information which occur prior to alterations of additions being made.
- Landscape shown is indicative only. Please refer to Landscape Consultant's report for details.



ALLFORD HALL MONAGHAN MORRIS
ARCHITECTS Ltd
MORELANDS, 5-23 OLD STREET LONDON EC1V 9HL
TEL 020 7251 5261 FAX 020 7251 5123 WEB WWW.AHMM.CO.UK

Job title
The Post Building

drawing title / location
Retail signage flag

drawn by	checked	scale	status
MP	MM	1 : 5 @ A1	INFORMATION
project	drawing no.	revision	
16022	TPB-AHM-SK-3032	P03	