

Notes

The Contractor is responsible for checking dimensions. Any discrepancy to be verified with the Architect before proceeding with the works.

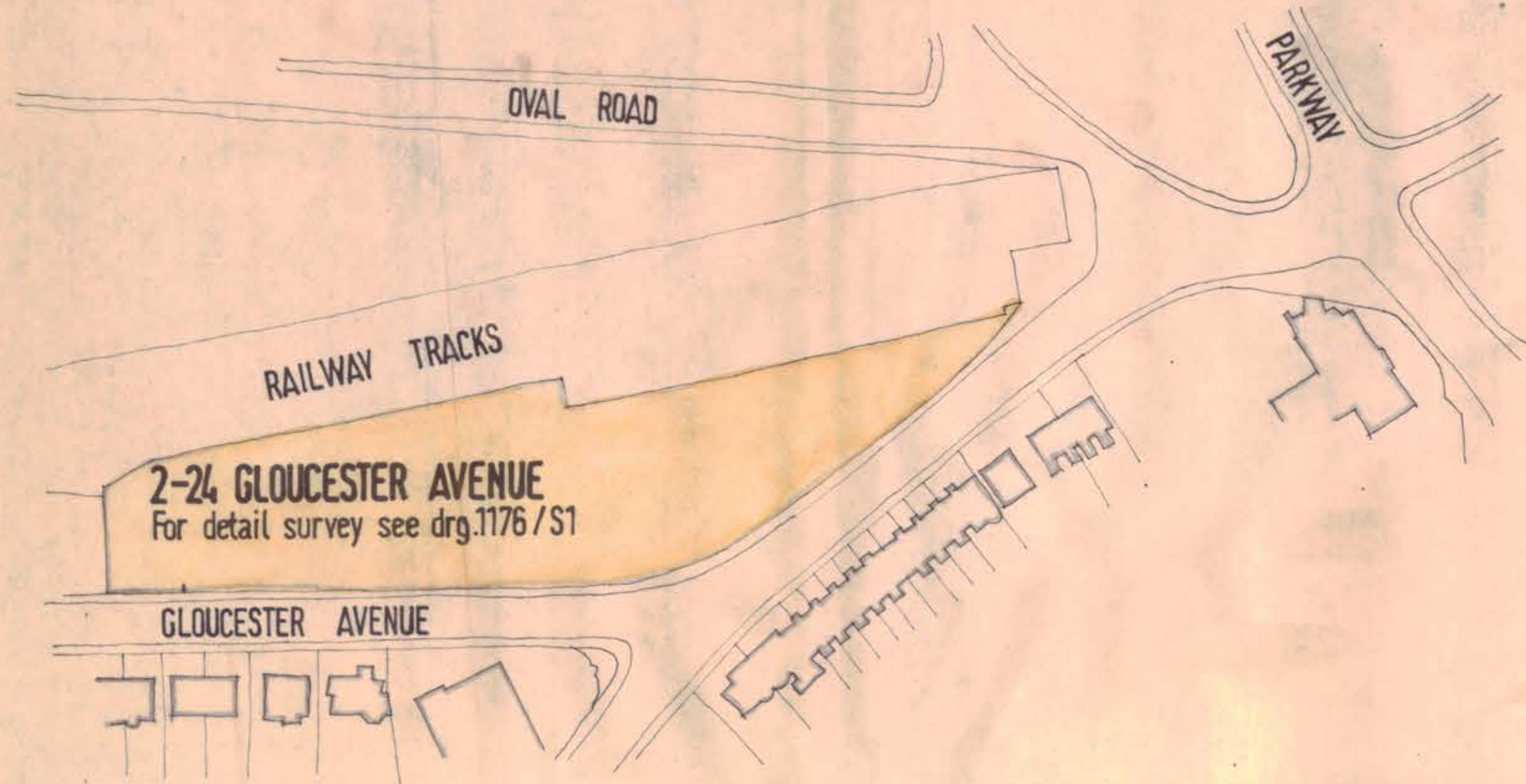
Where an item is covered by drawings of different scales, the drawing having the largest scale is to be worked to.

Do not scale drawings. Figured dimensions to be worked to in all cases.

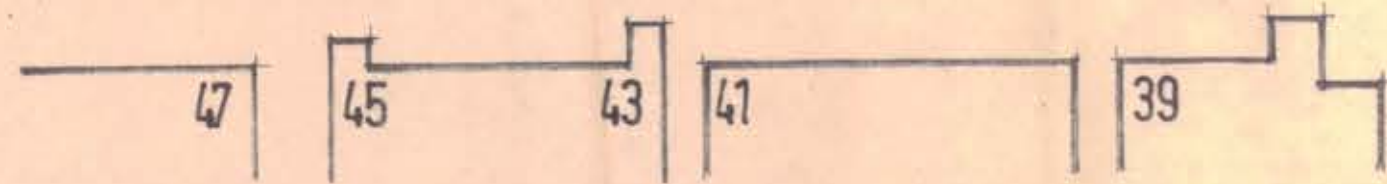
Amendments

SCHEDULE OF ACCOMODATION

BLOCK	NO. OF STOREYS	1BR.	2BR.	3BR.	4 BR.	PENTHOUSES 2BR.	
A	3+B		4	4	4		
B	5+B+P	3		6	3	1	
C	5+B+P	5		9	6	2	
D	5+B+P	5		9	6	2	
E	5+B+P	3		6	3	1	
F	3+B		4	4	4		
TOTAL NUMBER OF UNITS		17	8	38	26	6	= 95
TOTAL NO. OF HAB. ROOMS		32	24	152	130	18	= 356
AREA OF SITE FOR DENSITY = 2.3 ACRES							





LOCATION PLAN
SCALE 1/1250



SITE LAYOUT
SCALE 32' 0" = 1'

CAMDEN PLANNING
DEPARTMENT
25 MAR 1970

KEY
EXISTING TREES 
INSTANT TREES 
TREES TO BE FELLED +

GTP/J11/14/A/8310

Job 2-24 GLOUCESTER AVE, NW1.	Job No. 1176
Drawing SCHEME B	Drawing No. 7
Scale: AS NOTED	Date: JAN 1970
RONALD SALMON & PARTNERS Chartered Architects A/ARIBA 13 Campden Street, Kensington, London, W.8. 01-229 9176/7	