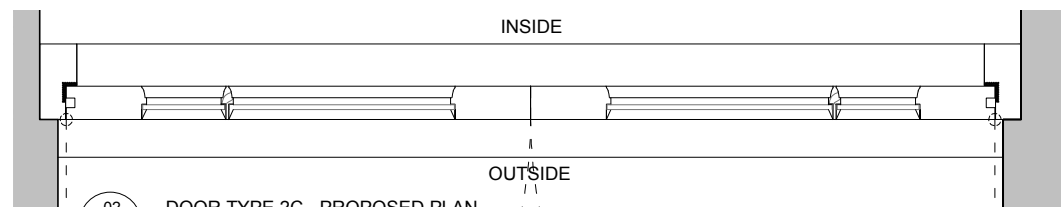
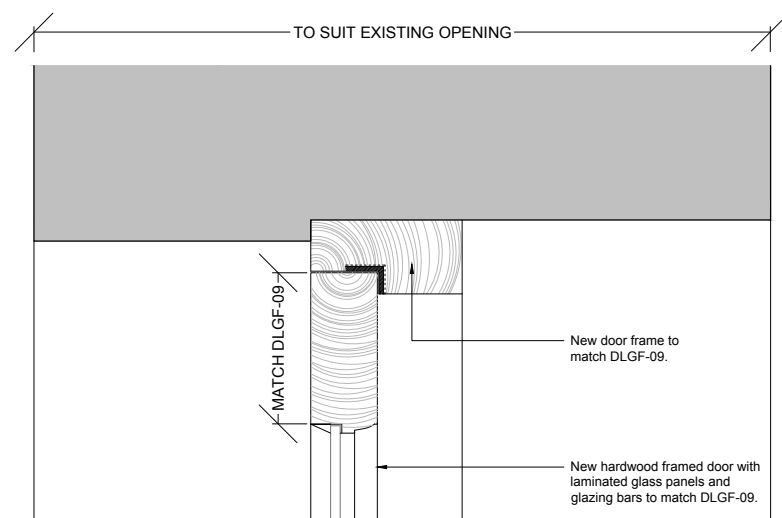


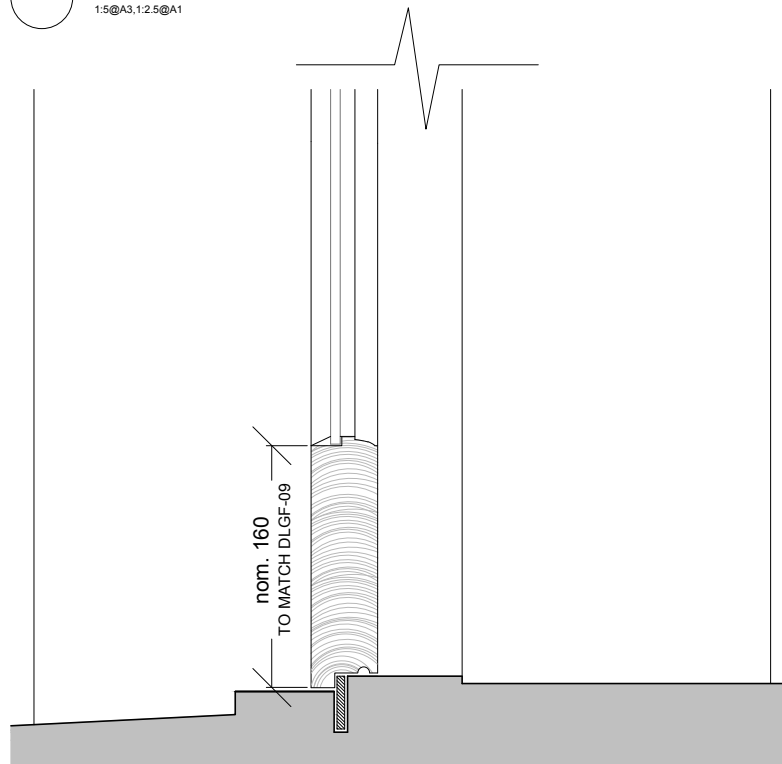
01 DOOR TYPE 2C - PROPOSED ELEVATION
1:20@A3, 1:10@A1



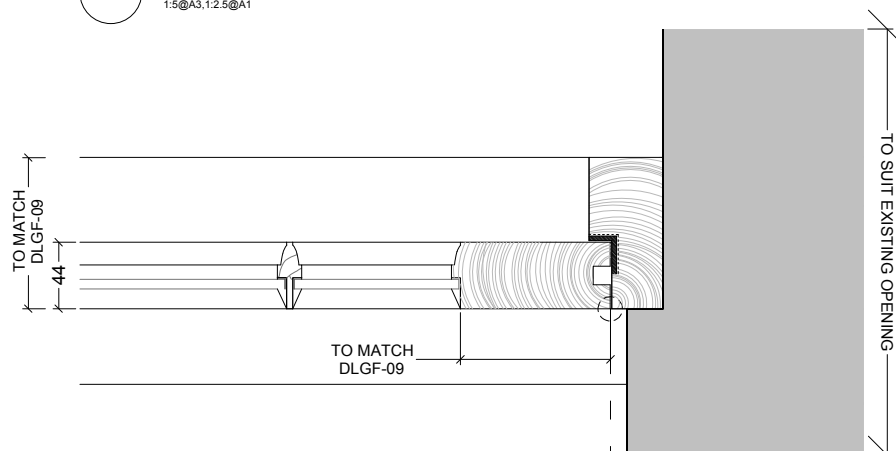
02 DOOR TYPE 2C - PROPOSED PLAN
1:10@A3, 1:5@A1



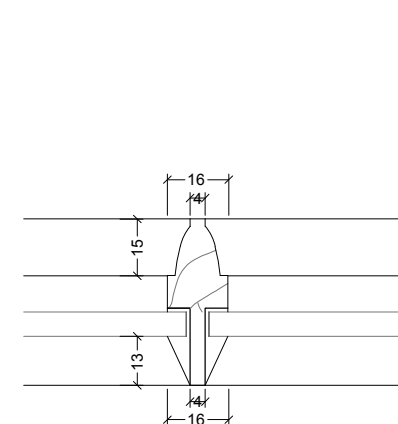
03 DOOR TYPE 2C - HEAD DETAIL
1:5@A3, 1:2.5@A1



04 DOOR TYPE 2C - THRESHOLD DETAIL
1:5@A3, 1:2.5@A1



05 DOOR TYPE 2C - JAMB DETAIL
1:5@A3, 1:2.5@A1



06 DOOR TYPE 2C - GLAZING BAR
1:2@A3, 1:1@A1

DO NOT SCALE FROM THIS DRAWING
DRAWING TO BE READ IN CONJUNCTION WITH ALL OTHER ARCHITECTS
AND ENGINEERS CONTRACT DRAWING & SPECIFICATIONS.
ANY DISCREPANCIES MUST BE BROUGHT TO THE ATTENTION OF THE
ARCHITECT IMMEDIATELY.
THE CONTRACTOR MUST VERIFY ALL DIMENSIONS BY SITE
MEASUREMENT BEFORE ORDERING MATERIALS OR MANUFACTURING
COMPONENTS.
SUBSTITUTE MATERIALS & PRODUCTS TO THOSE NAMED WILL BE
ACCEPTABLE IF PROVEN TO BE OF EQUAL OR HIGHER PERFORMANCE
AND NOT IN CONFLICT WITH OTHER ELEMENTS.
NOTES

DOORS	
2C	DLGF-21 DLGF-22

REV DATE DESCRIPTION

FOR PLANNING

JOB TITLE
Keats Grove
Hampstead
DRAWING TITLE
External Door Type 2C
10-Light Double Door
JOB No 546 DWG No A411
DRAWN BY RFB SCALE (AT A1) 1:5@A1, 1:10@A3 DATE Jan18

RICHARD GRIFFITHS ARCHITECTS
5 Maidstone Mews, 72-76 Borough High Street, London SE1 1GN
T +44(0)20 7357 8788 | F +44(0)20 7403 7887
E admin@rgarchitects.com | www.rgarchitects.com

