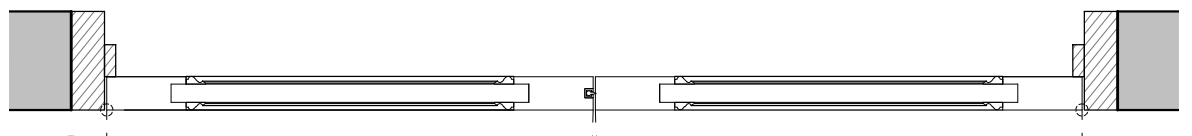
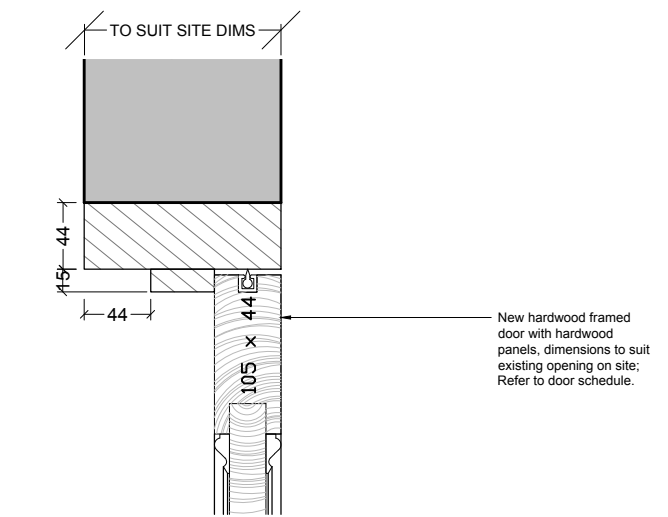


01 DOOR TYPE 1E - PROPOSED ELEVATION
1:10@A3, 1:5@A1

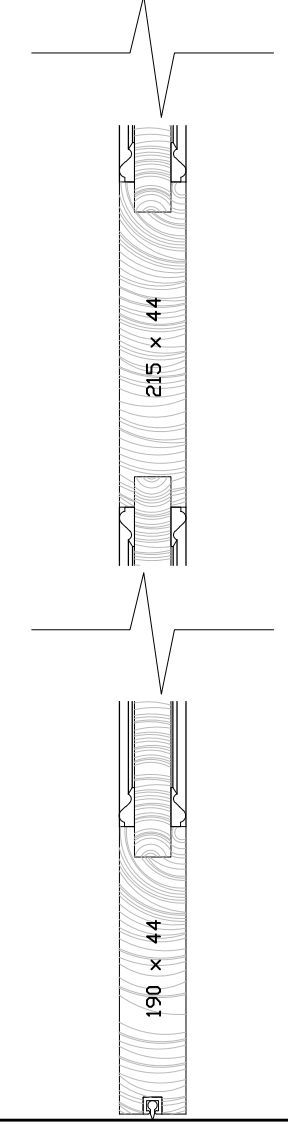


02 DOOR TYPE 1E - PROPOSED PLAN
1:10@A3, 1:5@A1

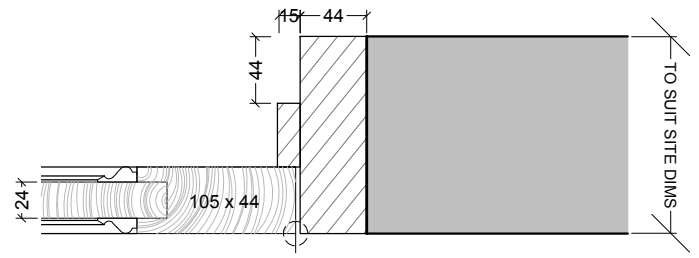


New hardwood framed door with hardwood panels, dimensions to suit existing opening on site; Refer to door schedule.

03 DOOR TYPE 1E - HEAD DETAIL
1:5@A3, 1:2.5@A1



04 DOOR TYPE 1E - THRESHOLD DETAIL
1:5@A3, 1:2.5@A1



05 DOOR TYPE 1E - JAMB DETAIL
1:5@A3, 1:2.5@A1

DO NOT SCALE FROM THIS DRAWING
DRAWING TO BE READ IN CONJUNCTION WITH ALL OTHER ARCHITECTS AND ENGINEERS CONTRACT DRAWING & SPECIFICATIONS.
ANY DISCREPANCIES MUST BE BROUGHT TO THE ATTENTION OF THE ARCHITECT IMMEDIATELY.
THE CONTRACTOR MUST VERIFY ALL DIMENSIONS BY SITE MEASUREMENT BEFORE ORDERING MATERIALS OR MANUFACTURING COMPONENTS.
SUBSTITUTE MATERIALS & PRODUCTS TO THOSE NAMED WILL BE ACCEPTABLE IF PROVEN TO BE OF EQUAL OR HIGHER PERFORMANCE AND NOT IN CONFLICT WITH OTHER ELEMENTS.

NOTES

DOORS	
1E	DGF-18 DGF-19*

* as consented in application ref
2018/5475/P & 2018/5781/L

REV DATE DESCRIPTION

FOR PLANNING

JOB TITLE
Keats Grove
Hampstead
DRAWING TITLE
Internal Door Type 1E
6-Panelled Double Door
JOB No
546
DWG No
A404
DRAWN BY
RFB
SCALE (AT A1)
1:5@A1, 1:10@A3
DATE
Jan18

RICHARD GRIFFITHS ARCHITECTS

5 Maidstone Mews, 72-76 Borough High Street, London SE1 1GN
T +44(0)20 7357 8788 | F +44(0)20 7403 7887
E admin@rgarchitects.com | www.rgarchitects.com

