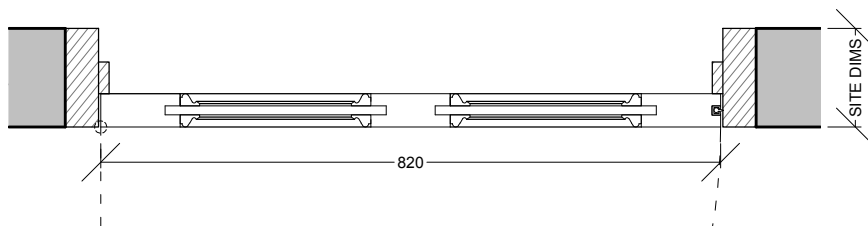
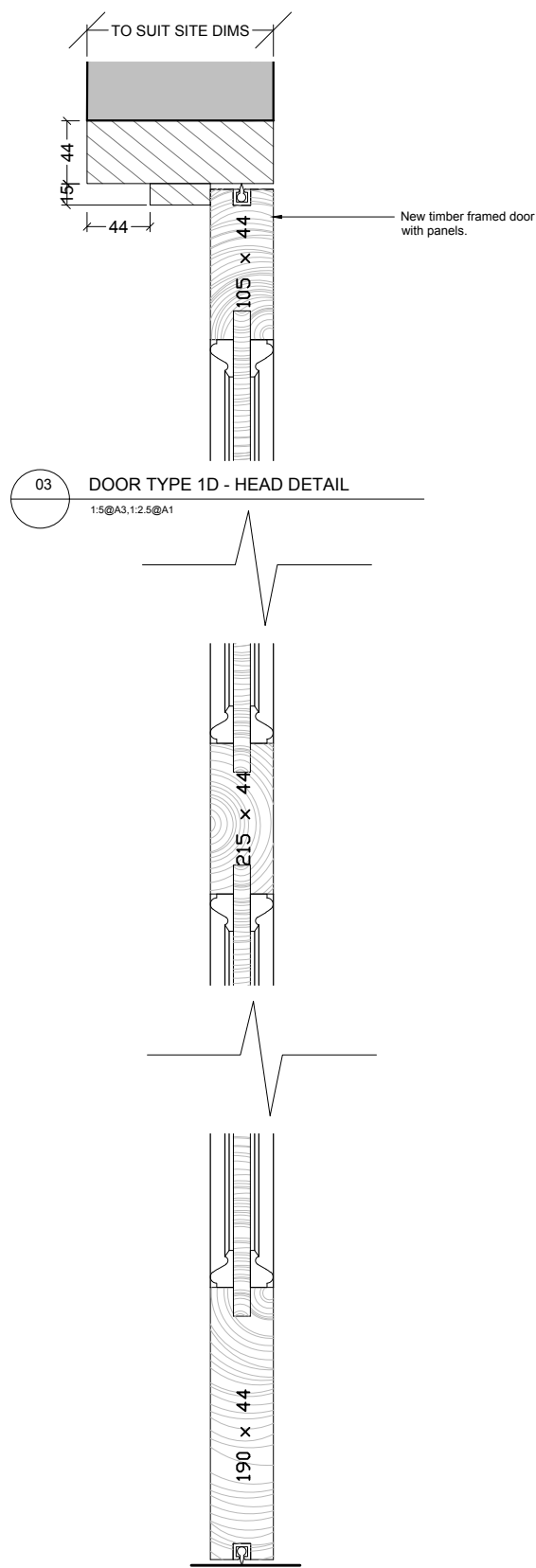


01 DOOR TYPE 1D - PROPOSED ELEVATION  
1:10@A3, 1:5@A1

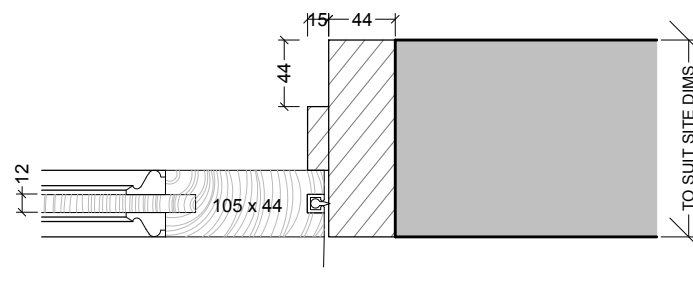


02 DOOR TYPE 1D - PROPOSED PLAN  
1:10@A3, 1:5@A1



03 DOOR TYPE 1D - HEAD DETAIL  
1:5@A3, 1:2.5@A1

04 DOOR TYPE 1D - THRESHOLD DETAIL  
1:5@A3, 1:2.5@A1



05 DOOR TYPE 1D - JAMB DETAIL  
1:5@A3, 1:2.5@A1

DO NOT SCALE FROM THIS DRAWING  
DRAWING TO BE READ IN CONJUNCTION WITH ALL OTHER ARCHITECTS  
AND ENGINEERS CONTRACT DRAWING & SPECIFICATIONS.  
ANY DISCREPANCIES MUST BE BROUGHT TO THE ATTENTION OF THE  
ARCHITECT IMMEDIATELY.  
THE CONTRACTOR MUST VERIFY ALL DIMENSIONS BY SITE  
MEASUREMENT BEFORE ORDERING MATERIALS OR MANUFACTURING  
COMPONENTS.  
SUBSTITUTE MATERIALS & PRODUCTS TO THOSE NAMED WILL BE  
ACCEPTABLE IF PROVEN TO BE OF EQUAL OR HIGHER PERFORMANCE  
AND NOT IN CONFLICT WITH OTHER ELEMENTS.

NOTES

| DOORS |        |
|-------|--------|
| 1D    | DGF-09 |
|       | DGF-15 |
|       | DGF-19 |

REV DATE DESCRIPTION

FOR PLANNING

JOB TITLE  
Keats Grove  
Hampstead  
DRAWING TITLE  
Internal Door Type 1D  
6-Panelled Single Door  
JOB No 546  
DWG No A403  
DRAWN BY RFB  
SCALE (AT A1) 1:5@A1, 1:10@A3  
DATE Jan18

RICHARD GRIFFITHS ARCHITECTS

5 Maidstone Mews, 72-76 Borough High Street, London SE1 1GN  
T +44(0)20 7357 8788 | F +44(0)20 7403 7887  
E admin@rgarchitects.com | www.rgarchitects.com

