


EXTERNAL TERRACE NOTES:
Exterpark Magnet System, Timber Decking System by Exterior Supplies,
21mm thick Accoya boards on POM clips, aluminium joists and pedestals for a complete installation.
Sanded and Owatrol finish.
Bitumen roof system by Bauder.
18mm WBP plywood to Engineer's specification.
170mm thermal insulation Kingspan TR27 to achieve a U-value of 0.13Wm2K.
Vapour barrier.
200x50mm timber joists to Engineer's specification.
Steel frame to Engineer's specification.
Casoline system by Gyproc.
MF ceiling system suspended from joists and 25mm stone mineral wool insulation 100kg/m3.
2 layers of 12.5mm Wallboard.



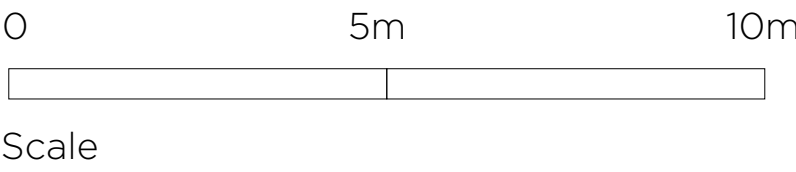
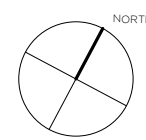
GREEN ROOF NOTES:
Green bitumen roof system XF118 by Bauder with 40mm drainage boards and perimeter retention angle.
Tapered rigid thermal insulation between joists to achieve a U-value of 0.13Wm2K.
Vapour barrier.
200x50mm timber joists to engineer's specification.
Steel frame to engineer's specification.
2 layers of 15mm Glasroc F Firecase board on MF ceiling system.

PROPOSED:
NET INTERNAL AREA 480m2

PROPOSED:
GROSS INTERNAL AREA 602m2

P2	PLANNING	20.11.2019	OC	RL
P1	PLANNING	01.04.2019	OC	RL
Issue	Description	Date	Drawn	Check

PLANNING



FOURTH FLOOR PLAN _ PROPOSED

ROBIN LEE ARCHITECTURE 71 Queensway London W2 4QH T: 020 3368 6724 E: info@robinleearchitecture.com W: www.robinleearchitecture.com	Project STEPHENSON WAY	Project No 19008
	Client O&C Management	
	Date Apr 2019	Drawing No. D.113
	Scale / Format 1:100 / A1	
	Drawn / Checked OC / RL	Issue P2
	Drawing Name Fourth Floor _ Proposed	