

GROUND FLOOR

BASEMENT FLOOR

STANDARD NOTES:

- ELECTRICIAN TO ALLOW FOR POWER TO ALL STANDARD / TABLE LAMPS
- CHECK BAR DRAWINGS TO ENSURE ALL NEW LIGHTING POINTS ON BACKFITTING ARE PICKED UP
- CAP OFF ANY EXISTING UN-USED ELECTRICAL POINTS
- ELECTRICIAN TO ALLOW FOR POWER TO ALL BOTTLE COOLERS, COFFEE MACHINE AND ALL NEW MACHINE / ATM POSITIONS AS REQ'D.
- ELECTRICIAN TO ALLOW FOR WIRING TO NEW POINTS WHERE NO EXISTING POINT CAN BE RE-USED.
- ALL NEW WIRING FOR INTERNAL AND EXTERNAL AREAS ARE TO BE CHASED. NO SURFACE MOUNTED TRUNKING ALLOWED- EXCEPT WITH THE EXPRESS PERMISSION OF THE DESIGNER- NEW VISIBLE CONDUIT TO BE GALVANIZED WITH ELBOW JOINTS WHERE REQUIRED
- ALL EXISTING DOWN LIGHTING TO BE RETAINED AND RE-LAMPED IF REQUIRED EXTERNAL WORKS.
- ALL EXTERNAL LIGHTING TO RECEIVE LED LIGHT UPGRADE
- ALL EXISTING EXTERNAL LIGHTING TO BE MADE GOOD
- M&E CONTRACTOR TO REVIEW SIGNAGE SCHEME AND ALLOW FOR POWER TO RELEVANT POSITIONS


INDICATES NEW USB SOCKET LOCATIONS

P = POSEUR HEIGHT MOUNTED BETWEEN 1150-1200mm HIGH

3/4 = MID-HEIGHT MOUNTED BETWEEN 950-1100mm HIGH

D = DINING HEIGHT MOUNTED BETWEEN 850-900mm HIGH

UTILISE EXISTING SOCKET LOCATIONS WHERE POSSIBLE, ENSURE CONDUIT TO CORRECT HEIGHT GALVANISED TRUNKING TO BE ALLOWED FOR TO NEW SOCKET & WALL LIGHT POSITIONS WHERE INDICATED



04

LIGHTIQUE
 REF: 232/WL/032
 - QUANTITY: 7No TOTAL

PEWTER CAGE SINGLE WALL LIGHT
 CAGE MUST HOLD 300MM LAMP



05

LIGHTIQUE
 REF: TBC
 - QUANTITY: 5No TOTAL

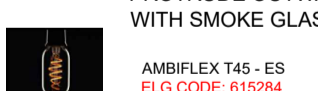
BESPOKE FITTING BY LIGHTIQUE



06


LIGHTIQUE
 REF: TBC
 - QUANTITY: 10No TOTAL

NEW OFFSET DOUBLE WALL LIGHT
 ENSURE FITTING DOES NOT PROTRUDE OUTWARDS WITH SMOKE GLASS SHADE



07

LIGHTIQUE
 REF: QZ/NEWHARBOR/AP
 - QUANTITY: 3No TOTAL



08

LIGHTIQUE
 REF: TBC
 - QUANTITY: 5No TOTAL

NEW BESPOKE TUBULAR PENDANT
 HOUSING 4No 300mm TUBULAR LAMPS
 FLEX & CHAIN: 2m



09

LIGHTIQUE
 REF: TBC
 - QUANTITY: 2No TOTAL

NEW BESPOKE 2 TIER RING PENDANT (ADAPT IMAGE)
 TOP RING TO BE FORMED FROM 8No LAMPS
 BOTTOM RING TO BE FORMED FROM 4No LAMPS
 FLEX & CHAIN: 1m

10

LIGHTIQUE
 REF: 232/PL/013
 - QUANTITY: 9No TOTAL

NEW RISE & FALL PENDANTS
 2m FLEX REQUIRED

11

LIGHTIQUE
 REF: 232/WL/029
 - QUANTITY: 4No TOTAL

DOUBLE ONE SHAPED UP DOWN WALL LIGHT
 ENSURE LAMPS CAN BE FULLY HOUSED INTO CONE SHADES

12

LIGHTIQUE
 REF: TBC
 - QUANTITY: 2No TOTAL

NEW INDUSTRIAL FLOOR LAMP

13

LIGHTIQUE
 REF: TBC
 - QUANTITY: 3No TOTAL

FITTINGS TO BE CONNECTED WITH COPPER CONDUIT - COPPER CONDUIT TO BE PROVIDED BY M&E CONTRACTOR. SET OUT TO BE CONFIRMED ON SITE

14

LIGHTIQUE
 REF: TBC
 - QUANTITY: 15No TOTAL

NEW 75" TV WITH PROTECTIVE COVER...
 2No NEW WALL LIGHT POSITIONS

15

LIGHTIQUE
 REF: TBC
 - QUANTITY: 3No TOTAL

NEW REBAR CAGE PENDANT IN RUST FINISH TO HOLD 5No LAMPS
 850mm WIDTH

16


LIGHTIQUE
 REF: TBC
 - QUANTITY: 22No TOTAL

INTALITE BIG WHITE BULAN ANTHRACITE CIRCULAR GARDEN LIGHT

LIGHTING SPECIFICATION

GROUND FLOOR

- 01** ELG DIM WARMER - G10
 ELG CODE: 615873
 LIGHTIQUE
 - QUANTITY: 15No TOTAL
 NEW RECESSED DOWNLIGHTS
 BLACK FINISH
- 02** ELG DIM WARMER - G10
 ELG CODE: 615873
 LIGHTIQUE:
 NEW BLACK TRACK LIGHTS:
 - 1M TRACKS x1
 - 2M TRACKS x1
 - 5M TRACK x1
 12No BLACK SPOT LIGHTS SUITABLE FOR TRACK LIGHTS
- 03** ELG DIM WARMER - G10
 ELG CODE: 615873
 LIGHTIQUE
 - QUANTITY: 4No TOTAL
 NEW DIRECTIONAL SPOT LIGHTS
 BLACK FINISH



Title GROUND & BASEMENT FLOOR
 DECORATIVE ELECTRICAL

Address THE ROCKET
 120 EUSTON ROAD
 LONDON
 NW1 2AL

Date AUG'19
Revision A

Drawn BM
Job No 15-19-1020

Scale 1:50 @ A1
Dwg No 06

Copyright - This drawing & design and all the information contained therein is the sole copyright of Spatialized Ltd - and reproduction in any form is forbidden unless permission is obtained in writing.
 CONTRACTORS PLEASE NOTE:
 1. Warning: no dimensions are to be scaled from this drawing. All Contractors must visit site and be responsible for taking & checking all dimensions relative to this work. The designer must be advised of any discrepancies in writing.
 2. Any discrepancies between drawings & specification should be reported to the Designer prior to any work commencing.
 3. All fixtures and fittings should be fitted/installed in line with industry standards and comply with HSE, CDM, CQC and the regulations outlined by any other regulatory body applicable.