

BOUNDARY WITH NEIGHBOUR

BOUNDARY WITH NEIGHBOUR



BOUNDARY WITH NEIGHBOUR

BOUNDARY WITH NEIGHBOUR

EXISTING ROOF STRUCTURE TO BE REMOVED FOR FORMATION OF PROPOSED ROOF DORMER.
EXISTING SLATE TO BE REMOVED CAREFULLY AND RETAINED FOR REUSE


PROPOSED ROOFLIGHT PREVIOUSLY CONSENTED UNDER APPLICATION NO. 2018/2450P

- NOTES**
1. All dimensions in mm unless otherwise stated.
 2. All dimensions to be confirmed on site.
 3. This drawing is to be read in conjunction with all relevant contract documents.
 4. This drawing is to be read in conjunction with all engineer's drawings.
 5. Do not scale from this drawing and report any errors, contradictions, & omissions to the architect as soon as possible.
 6. When this drawings is issued in .dwg format it is an uncontrolled version issued to enable the recipient to prepare their own drawings for which they are solely responsible. It is based on background information current at time of issue.
 7. Tom Glen Studio accepts no liability for any such alterations or additions to or discrepancies arising out of changes to such background information which occur after it is issued.
 8. All dimensions to be confirmed on site.

- KEY**
-  ELEMENT TO BE REMOVED
 -  DENOTES PROPERTY BOUNDARY LINE

REV	DATE	REV NOTES
-	22/06/2019	ISSUED FOR PLANNING
A	05/11/2019	ISSUED FOR PLANNING - PITCHED ROOF TO DORMER ADDED

KEY PLAN



TOM GLEN STUDIO

tomglenstudio.co.uk
info@tomglenstudio.co.uk

PROJECT NAME
17 COTLEIGH ROAD

PROJECT NO. **1901** RIBA STAGE **3**

DRAWING NO. **P120** REVISION **A**

DRAWING NAME
EXISTING DEMO NORTH & SOUTH ELEVATION

SCALE
1:50 @ A3 / 1:25 @ A1

0 1m