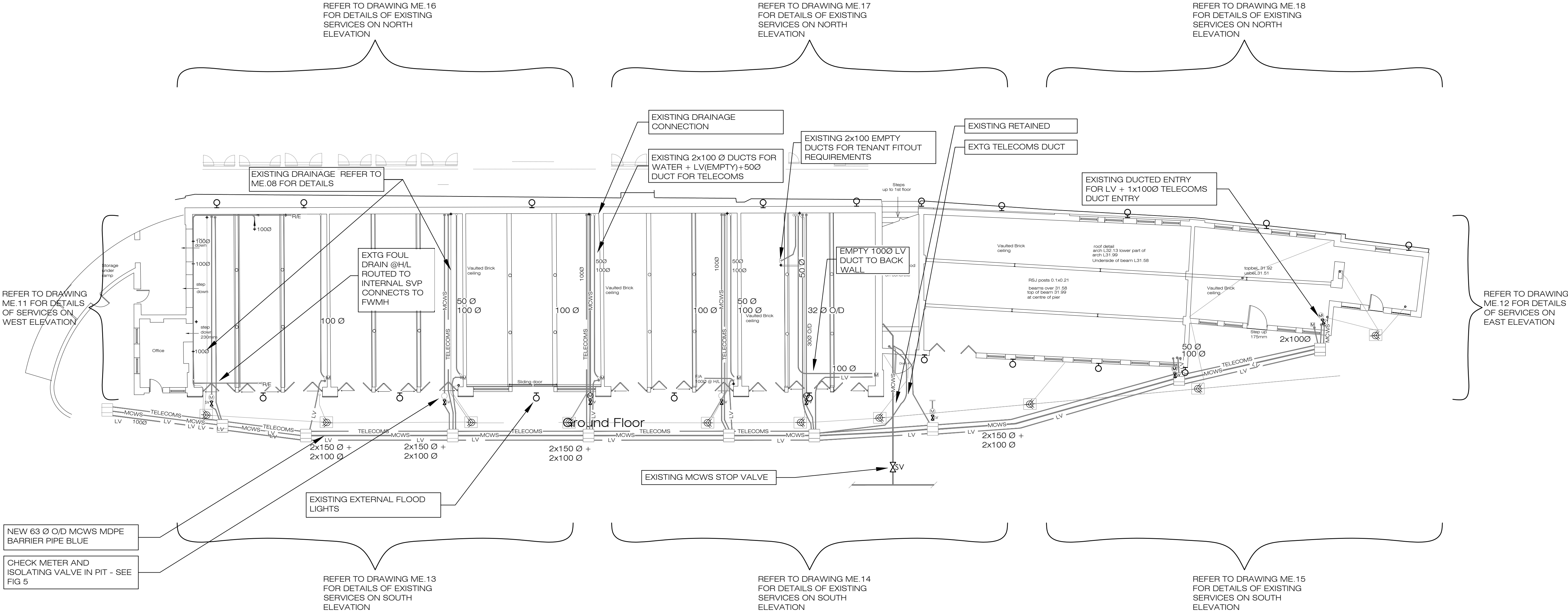
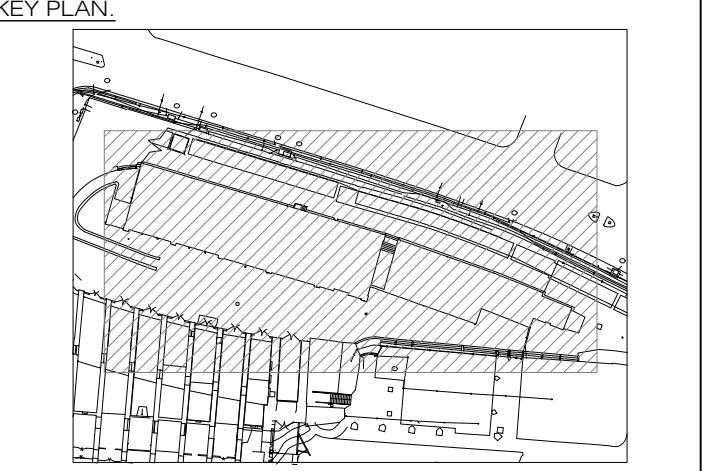


- NOTES:
- DIMENSIONS**
Figured dimensions are to be taken in preference to scaled dimensions. All dimensions are to be verified on site prior to work commencing.
 - DISCREPANCIES**
Any discrepancy is to be referred to the consultant before proceeding.
 - COPYRIGHT © 2016**
Copyright in this drawing is the property of Michael Jones & Associates LLP and must not be reproduced nor amended nor used for the execution of any works whether in connection with the proposed works for which it is prepared or otherwise without the express consent of Michael Jones & Associates LLP. All rights reserved.
 - RELATED DOCUMENTS**
This drawing shall be read in conjunction with the relevant written Specification of Works, accompanying Drawings, Room Data Sheets, Equipment Schedules and all other relevant documents connected to those works shown on this drawing.



C	3rd Sept 2019	General update
B	22th June 2016	General background update
A	20th June 2016	Preliminary Issue
-	14th June 2016	Preliminary Issue
No:	Date:	Amendment:
Revision:		

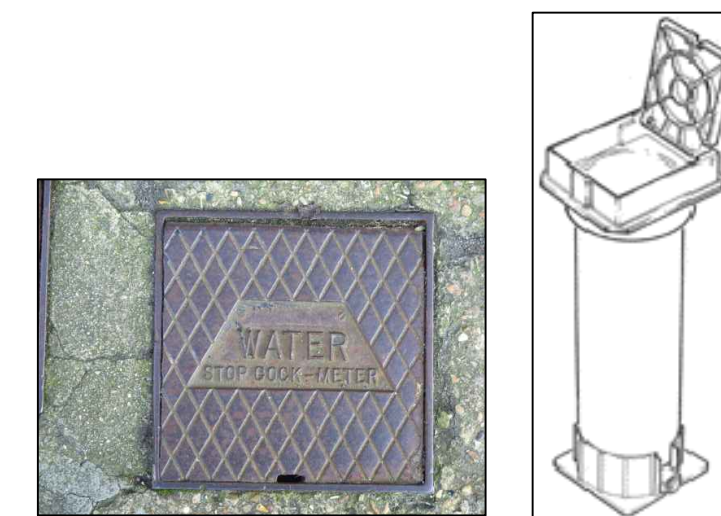
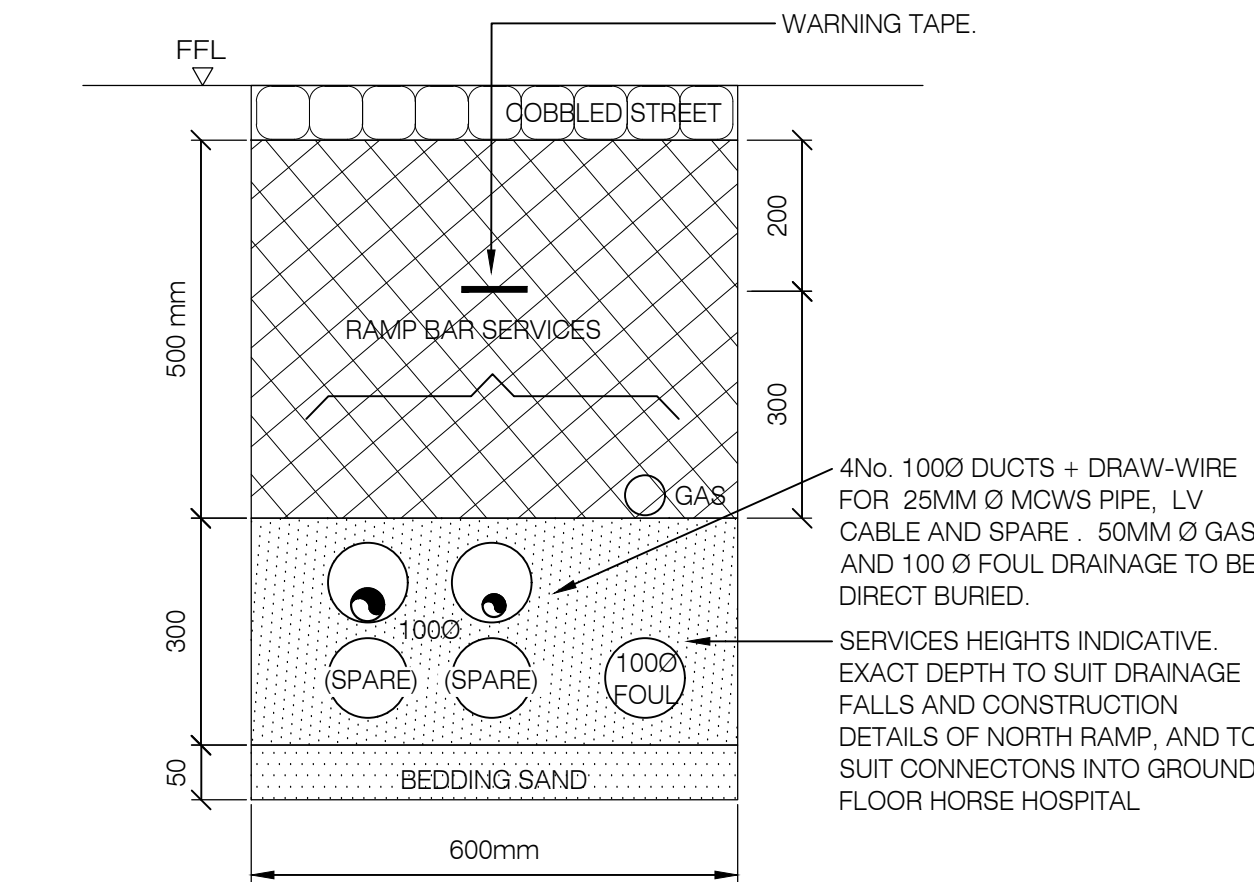
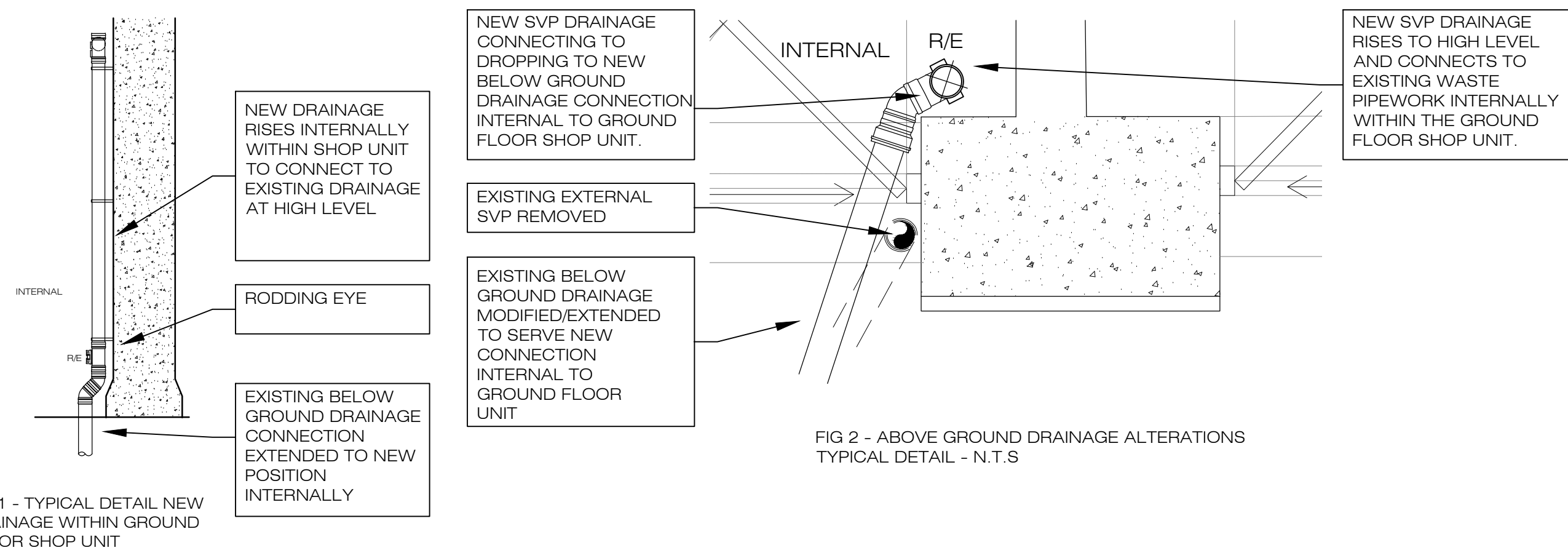
Michael Jones & Associates LLP
ENGINEERING CONSULTANTS

Crossway House
8 London Road, Reigate, Surrey, RH2 9HY.
Tel: +44(0)1737 245610 Fax: +44(0)1737 241142
e.mail: info@mjaassociates.co.uk

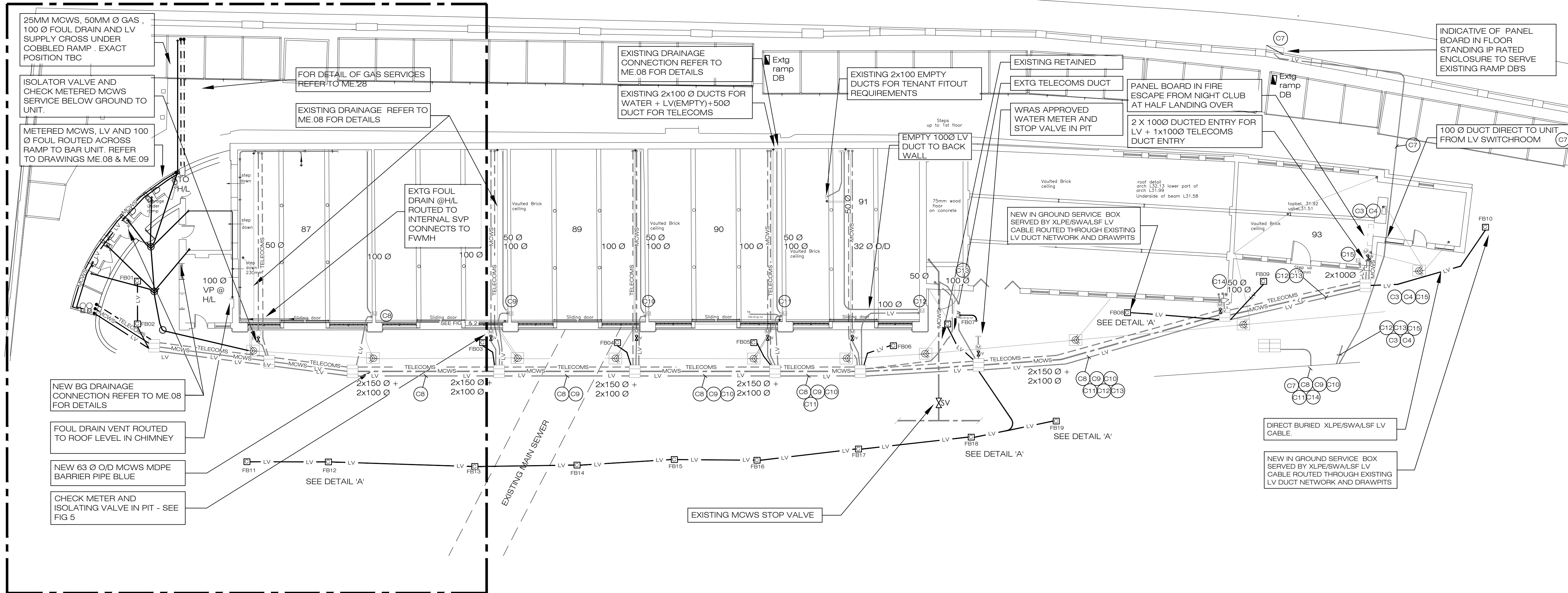
Scale:	Date:	Drawn:	Chkd:
1:150@A1	June 2016	PM	MJA

Client:
Stanley Sidings

Project:
Stables Market
Camden

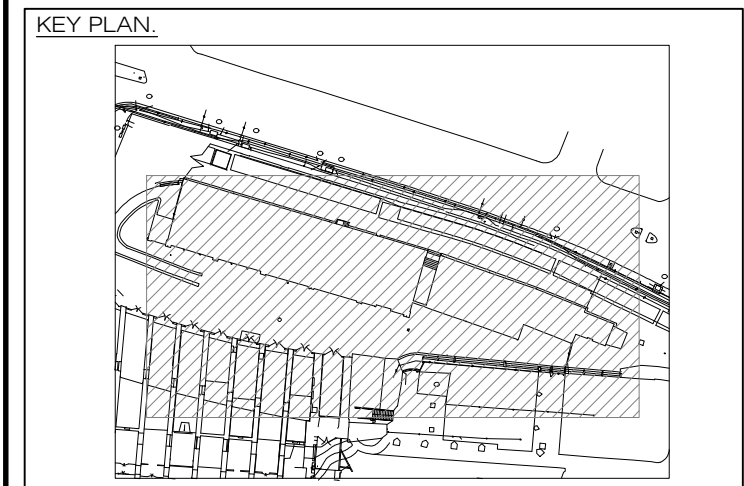


REFER TO ME.08 & ME.09



Project No:	D4558	Drawing No:	ME.02	Revision no:	P
Title: Old Horse Hospital Proposed Below Ground Services					

NOTES:					
1.	DIMENSIONS	Figured dimensions are to be taken in preference to scaled dimensions. All dimensions are to be verified on site prior to work commencing.			
2.	DISCREPANCIES	Any discrepancy is to be referred to the consultant before proceeding.			
3.	COPYRIGHT © 2016	Copyright in this drawing is the property of Michael Jones & Associates LLP and must not be reproduced nor amended nor used for the execution of any works whether in connection with the proposed works for which it is prepared or otherwise without the express consent of Michael Jones & Associates LLP. All rights reserved.			
4.	RELATED DOCUMENTS	This drawing shall be read in conjunction with the relevant written Specification of Works, accompanying Drawings, Room Data Sheets, Equipment Schedules and all other relevant documents connected to those works shown on this drawing.			



P	20th June 2019	Planning Issue
O	23rd Mar 2018	Planning Issue
N	19th Mar 2018	Planning Issue
M	7th Mar 2018	Planning Issue
L	16th Feb 2018	Planning Issue
K	12th May 2017	Construction Issue
J	18th Mar 2017	Costing Issue
I	10th Mar 2017	Costing Issue
H	9th Mar 2017	Costing Issue
G	3rd Mar 2017	Costing Issue
F	25th July 2016	Planning Issue
E	12th July 2016	Planning Issue
D	27th June 2016	Planning Issue
C	27th June 2016	Preliminary Issue
B	22nd June 2016	Preliminary Issue
A	20th June 2016	Preliminary Issue
-	14th June 2016	Preliminary Issue
No:	Date:	Amendment:
Revision:		

Michael Jones & Associates LLP
ENGINEERING CONSULTANTS

Crosaway House
8 London Road, Reigate, Surrey, RH2 9HY.
Tel: +44(0)1737 245610 Fax: +44(0)1737 241142
e.mail: info@mjaassociates.co.uk

Scale:	Date:	Drawn:	Chkd:
1:150@A1	June 2016	PM	MJA

Client:
Stanley Sidings

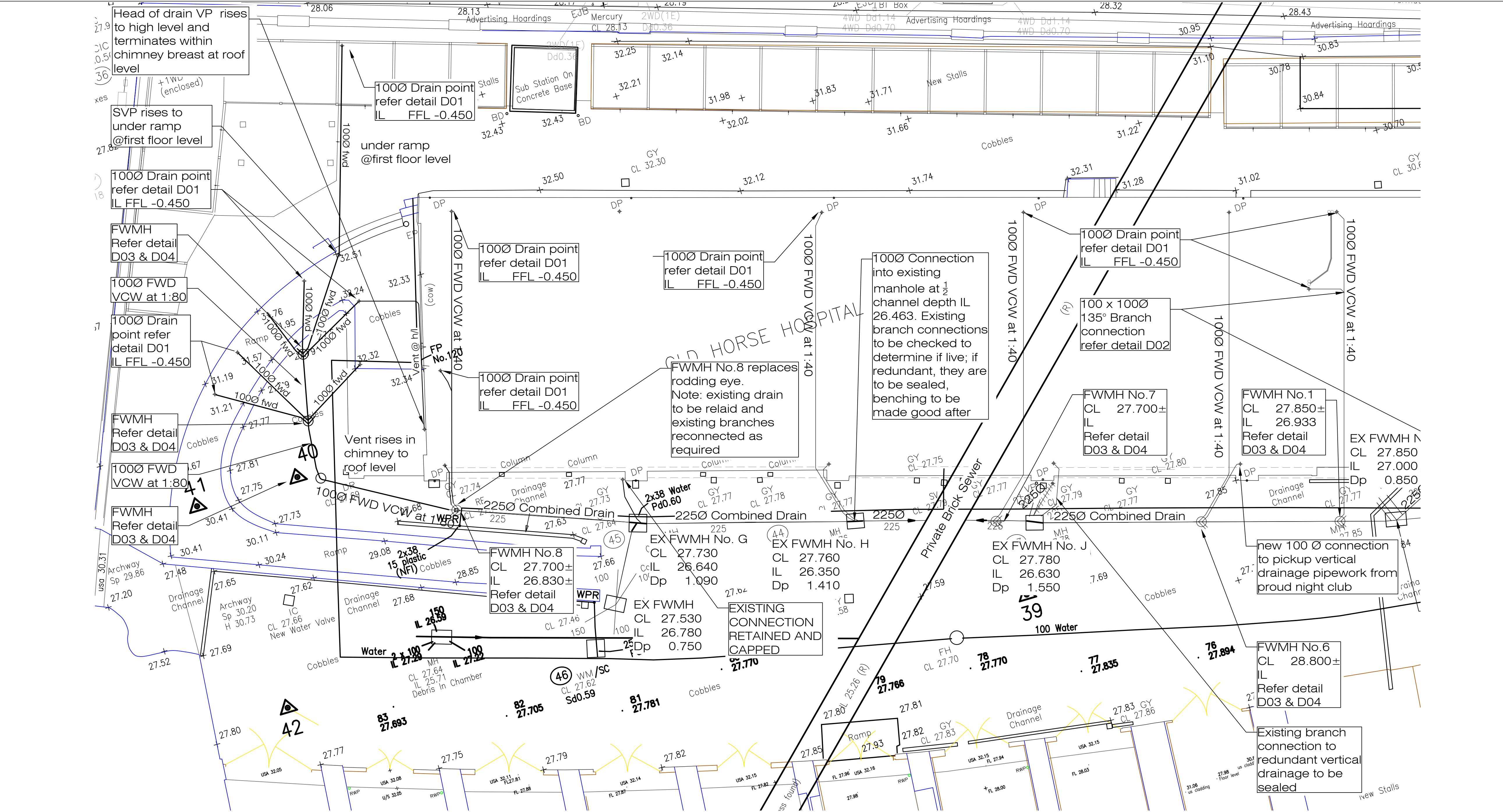
Project:
Stables Market
Camden

Title:
Old Horse Hospital
Proposed Below Ground Services

Project No:	D4558	Drawing No:	ME.02	Revision No:	P
-------------	-------	-------------	-------	--------------	---

PLANNING ISSUE





Project No:
D4558

Drawing No:
ME.08

Revision no:
G

Title:
**Old Horse Hospital
Proposed Drainage Services
Unit 87 WC's and Ramp Bar**

NOTES:

1. DIMENSIONS
Figured dimensions are to be taken in preference to scaled dimensions. All dimensions are to be verified on site prior to work commencing.

2. DISCREPANCIES
Any discrepancy is to be referred to the consultant before proceeding.

3. COPYRIGHT © 2016
Copyright in this drawing is the property of Michael Jones & Associates LLP and must not be reproduced nor amended nor used for the execution of any works whether in connection with the proposed works for which it is prepared or otherwise without the express consent of Michael Jones & Associates LLP. All rights reserved.

4. RELATED DOCUMENTS
This drawing shall be read in conjunction with the relevant written Specification of Works, accompanying Drawings, Room Data Sheets, Equipment Schedules and all other relevant documents connected to those works shown on this drawing.

KEY PLAN

G	20th June 2019	Planning Issue.
F	23rd Mar 2018	Planning Issue.
E	7th Mar 2018	Planning Issue.
D	16th Feb 2018	Planning Issue.
C	22nd Aug 2017	Planning Issue, updated WC layout
B	15th Aug 2017	Planning Issue
A	3rd Mar 2017	Costing Issue
-	30th Sept 2016	Costing Issue

No: Date: Amendment:

Revision:

Michael Jones & Associates LLP
ENGINEERING CONSULTANTS

Crossway House
8 London Road, Reigate, Surrey, RH2 9HY.
Tel: +44(0)1737 245610 Fax: +44(0)1737 241142
e-mail: info@mjassociates.co.uk

Scale:
1:100@A1

Date:
Aug 2016

Drawn:
JH

Chkd:
MJA

Client:
Stanley Sidings

Project:
**Stables Market
Camden**

Title:
**Old Horse Hospital
Proposed Drainage Services
Unit 87 WC's and Ramp Bar**

Project No:
D4558

Drawing No:
ME.08

Revision No:
G

Detail D01
Stack to 1000 Drain Point

Detail D02
Typical Detail of Horizontal Branch Connection

Detail D03
Sewers for adoption 7 - Standard detail B.16

Detail D04
Sewers for adoption 7 - Standard detail B.20

1. The location, size, depth and identification of existing services that may be shown or referred to on these drawings have been assessed from non-intrusive observations, record drawings and the like. Any Contractor shall safely carry out intrusive investigations, trial holes or soundings prior to commencing any works, to satisfy himself that it is safe to proceed and that the assessments are accurate. Any discrepancies shall be notified to the Client prior to the commencement of any works.

2. Abandoned/redundant drains/pumping mains are to be high pressure jetted to remove debris and where practical, removed. If the drain is to remain, the open ends are to be plugged and sealed with concrete.

3. All redundant manholes are to be removed.

4. On completion of the Contract the Contractor is required to demonstrate the cleanliness and integrity of the new system by producing a CCTV survey and pressure tests. The gravity drainage is to be air tested to 100mm for 5 minutes.

5. The drainage is to be installed in accordance with The Building Regulations 2010 Approved Document H Drainage and Waste Disposal and BSEN 752 Drainage Outside Buildings.

Drainage Pipework up to 1500

To be vitrified clay pipes and fittings to BS EN 295-1:1991 and jointed using SBR couplings. Laid into class S bed and surround.

Manhole Chambers

Restricted access refer Sewers for Adoption standard detail B.16.

Manhole Covers and Frames

Ductile Iron "Saint-Gobain PAM D400 "Tri-Glide" 600 x 600 clear opening slide out cover and frame.

PLANNING ISSUE

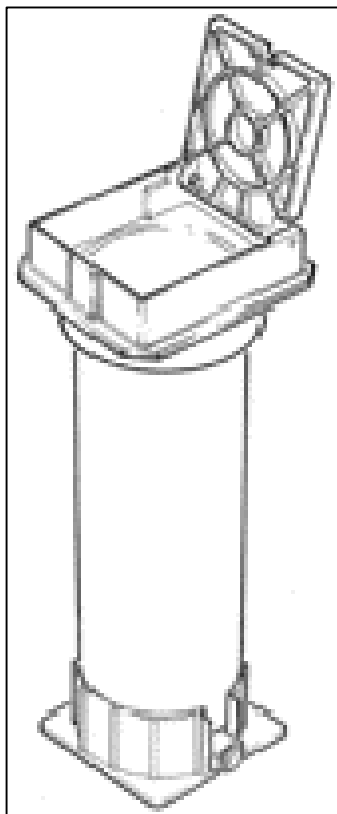
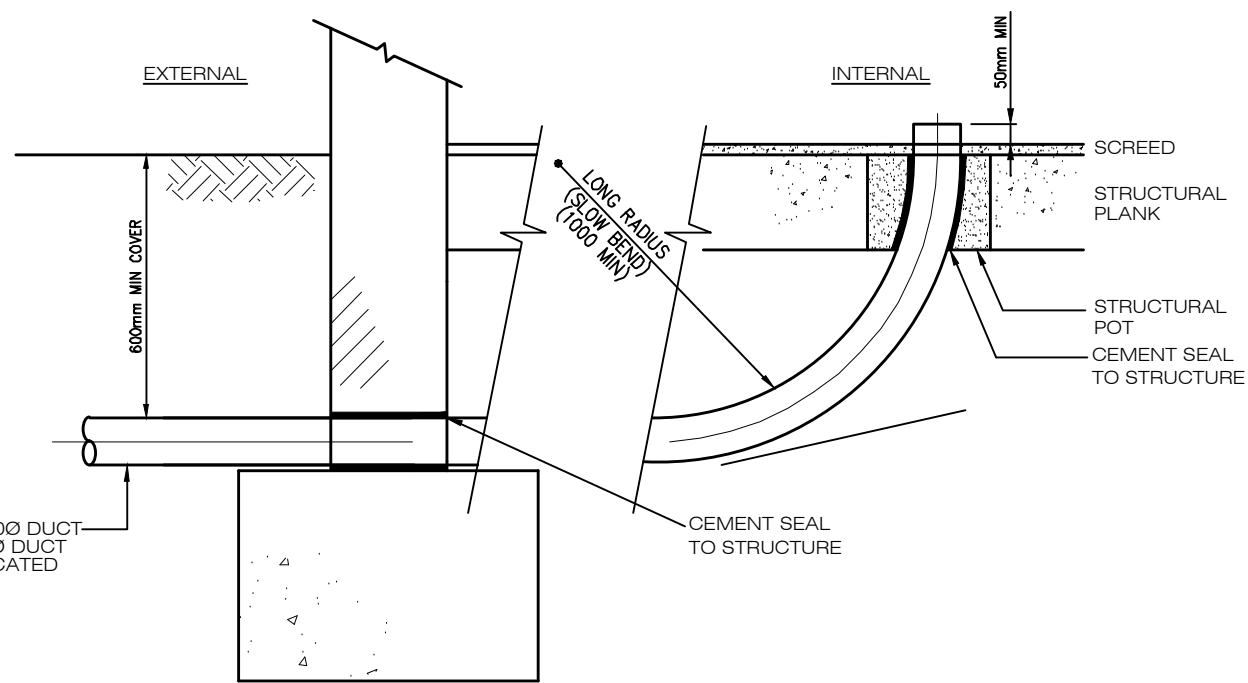
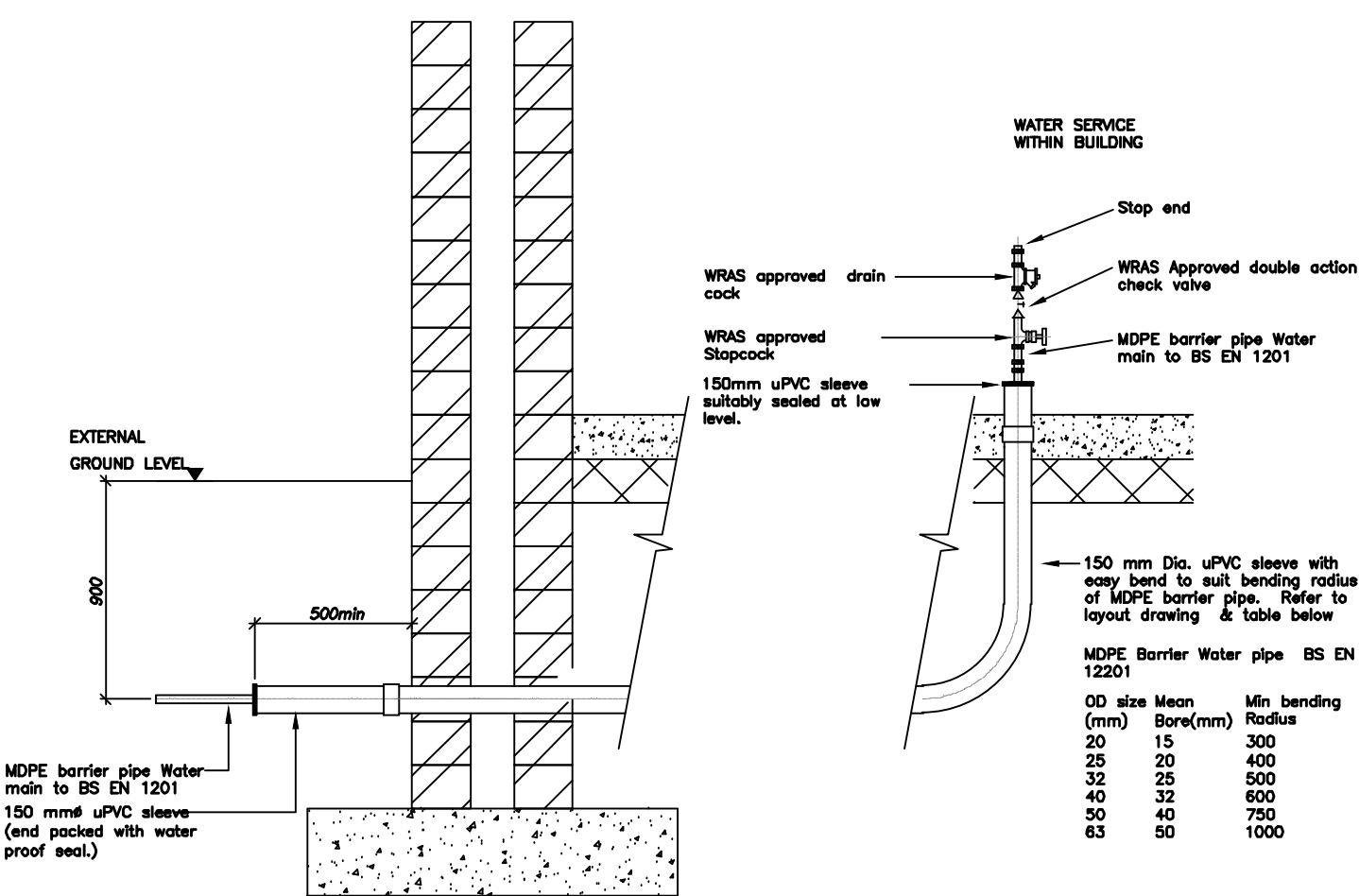


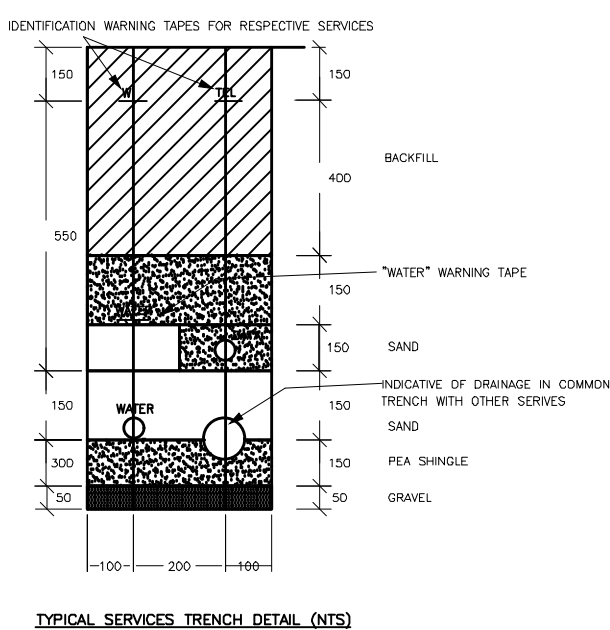
FIG 5 - STOPCOCK AND WATER METER COVER



TYPICAL DUCTED SERVICE ENTRY DETAIL
N.T.S.



TYPICAL INCOMING WATER SERVICE DETAIL (NTS)



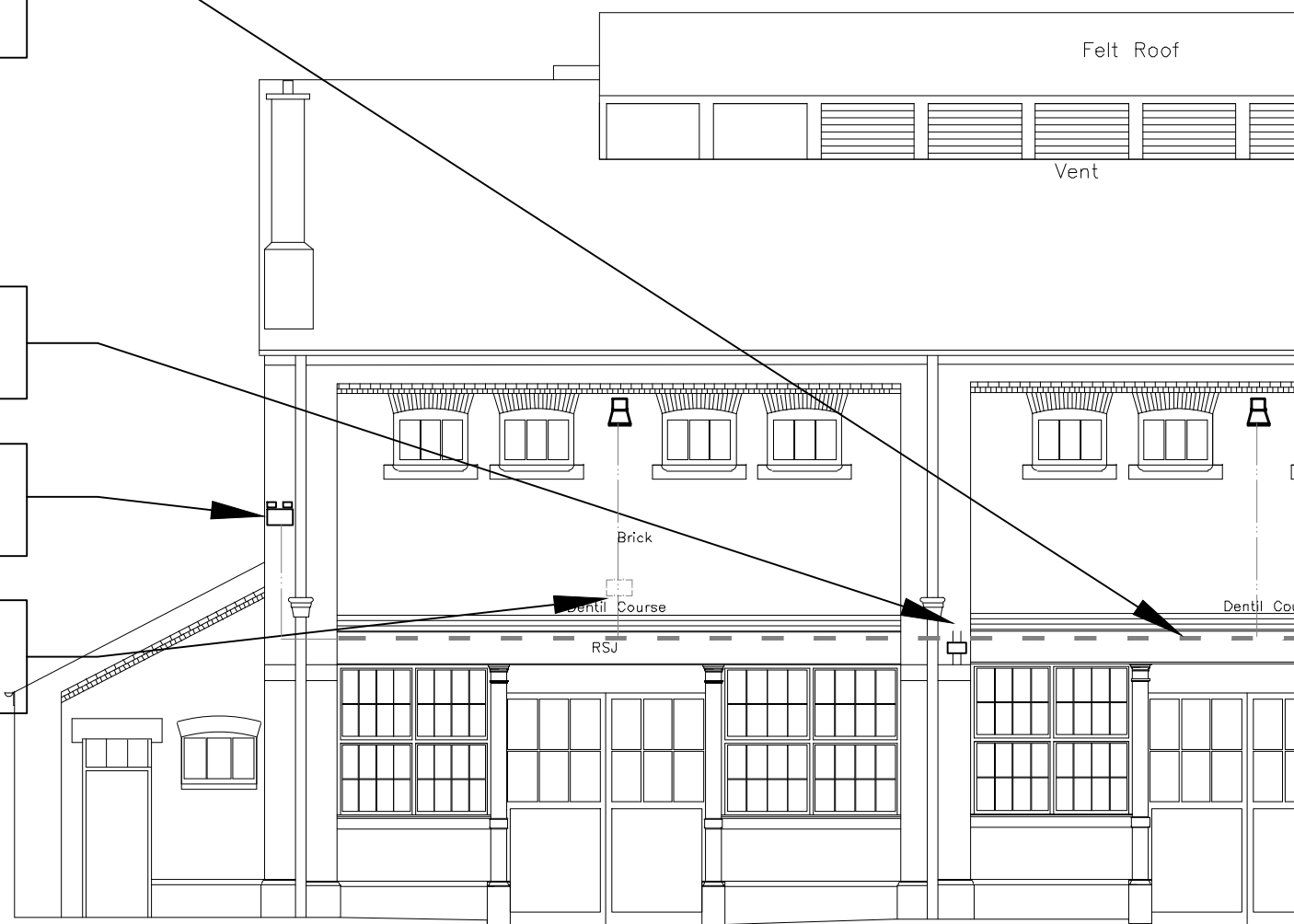
TYPICAL SERVICES TRENCH DETAIL (NTS)

CABLE TRAY + BASKET RUN INTERNALLY FOR EXTERNAL LIGHTING AND WIFI @ H/L WITHIN THE GROUND FLOOR SHOP UNITS

NEW IP67 WIFI ACCESS POINT - SEE FIG 3

TWINSPOUT LED EMERGENCY LUMINAIRE - SEE FIG 4

EXISTING FLOODLIGHTS REMOVED



NEW DRAINAGE CONNECTION (Refer to ME.08) 25mmØ MDPE MCWS AND 50mmØ TELECOMS DUCT TO EACH UNIT

EXISTING DRAINAGE CONNECTION FROM ABOVE CONNECTS TO 100Ø FWD AT H/L

DRAINAGE CONNECTION REFER TO ME.08 FOR DETAILS

EXISTING DRAINAGE CONNECTION FROM ABOVE CONNECT TO NEW 100Ø FWD AT H/L

NEW BG DRAINAGE CONNECTION REFER TO ME.08 FOR DETAILS

FOUL DRAIN VENT ROUTED TO ROOF LEVEL IN CHIMNEY

SVP SETS ACROSS AT H/L

NEW 25mmØ MDPE MCWS & 100Ø LV + 50Ø DATA DUCTS EXTENDED TO SERVE LANDLORDS WC's & RAMP BAR UNIT

100A TPN ISOLATOR.METER AND DISTRIBUTION BOARD

ISOLATOR VALVE AND CHECK METERED MCWS SERVICE BELOW GROUND TO UNIT.

63 Ø O/D MCWS MDPE BARRIER PIPE BLUE

CHECK METER AND ISOLATING VALVE IN PIT - SEE FIG 5

2x100 Ø DUCTS FOR WATER + LV(EMPTY)+50Ø DUCT FOR TELECOMS

NON RETURN VALVE & STOP COCK (SEE DETAIL ME.03)

DRAINAGE CONNECTION REFER TO ME.08 FOR DETAILS

2x100 Ø DUCTS FOR WATER + LV(EMPTY)+50Ø DUCT FOR TELECOMS

EXISTING DRAINAGE CONNECTION REFER TO ME.08 FOR DETAILS

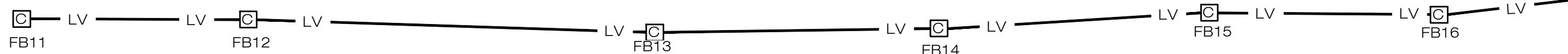
EMPTY 100Ø LV FROM FRONT OF UNITS

FOUL DRAIN @H/L ROUTED TO INTERNAL SVP CONNECTS TO FVMMH VIA EXTENDED BG DRAINAGE

EXTG DRAINAGE FROM ABOVE ROUTED VIA NEW H/L DRAINAGE TO NEW SVP

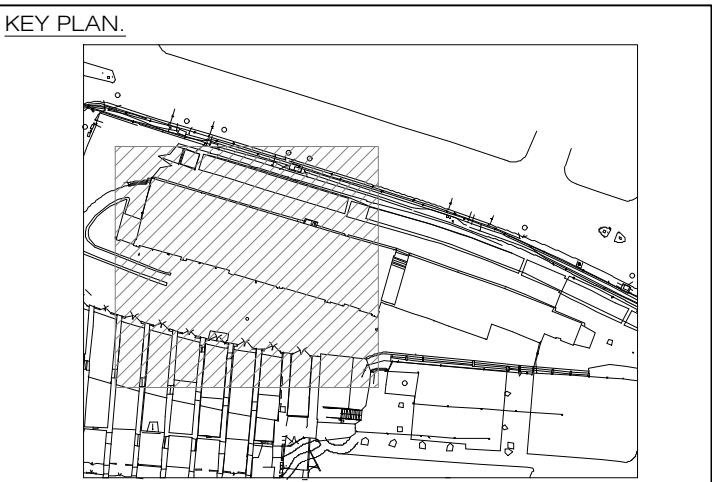
EXTG BELOW GROUND DRAINAGE RETAINED AND CAPPED BELOW FINISHED GROUND LEVEL.

EXISTING 100Ø DRAINAGE AT HIGH LEVEL TO PICKUP EXISTING CONNECTIONS FROM PROUD NIGHT CLUB ABOVE ROUTED TO NEW SVP DROPPING TO L.L TO PICKUP NEW BELOW DRAINAGE CONNECTION. WITH RODDING EYE AT LOW LEVEL. REFER TO DETAIL 8



PLANNING ISSUE

- NOTES:
- DIMENSIONS**
Figured dimensions are to be taken in preference to scaled dimensions. All dimensions are to be verified on site prior to work commencing.
 - DISCREPANCIES**
Any discrepancy is to be referred to the consultant before proceeding.
 - COPYRIGHT © 2016**
Copyright in this drawing is the property of Michael Jones & Associates LLP and must not be reproduced nor amended nor used for the execution of any works whether in connection with the proposed works for which it is prepared or otherwise without the express consent of Michael Jones & Associates LLP. All rights reserved.
 - RELATED DOCUMENTS**
This drawing shall be read in conjunction with the relevant written Specification of Works, accompanying Drawings, Room Data Sheets, Equipment Schedules and all other relevant documents connected to those works shown on this drawing.



K	17th July 2019	PLANNING ISSUE.
J	20th June 2019	PLANNING ISSUE.
I	23rd Mar 2018	PLANNING ISSUE.
H	19th Mar 2018	PLANNING ISSUE.
G	7th Mar 2018	PLANNING ISSUE.
F	19th Feb 2018	PLANNING ISSUE.
E	22nd Aug 2017	PLANNING ISSUE. Amended To Suit New WC Layout
D	16th Aug 2017	PLANNING ISSUE
C	10th Mar 2017	COSTING ISSUE
B	9th Mar 2017	COSTING ISSUE
A	3rd Mar 2017	COSTING ISSUE
-	30th Sept 2016	COSTING ISSUE
No:	Date:	Amendment:
Revision:		

Michael Jones & Associates LLP
ENGINEERING CONSULTANTS
Crosesway House
8 London Road, Reigate, Surrey, RH2 9HY.
Tel: +44(0)1737 245610 Fax: +44(0)1737 241142
e.mail: info@mjasociates.co.uk

Scale: 1:100@A1 Date: Sept 2016 Drawn: DP Chkd: MJA

Client: Stanley Sidings

Project: Stables Market Camden

Title: Old Horse Hospital Proposed Below Ground Services Units 87 WC and Ramp Bar



ITEM 131:
CCTV CAMERA TO BE REMOVED SEE
PROPOSAL DRAWING FOR APPROVED
ALTERNATIVE ARRANGEMENT



ADDITIONAL ITEM
LIGHTS, CABLING, AND SOCKETS TO BE
REMOVED



EXISTING FLOODLIGHTS TO
REMOVED AND REPLACED WITH
APPROVED ALTERNATE REFER TO
PROPOSAL DRAWING FOR DETAILS

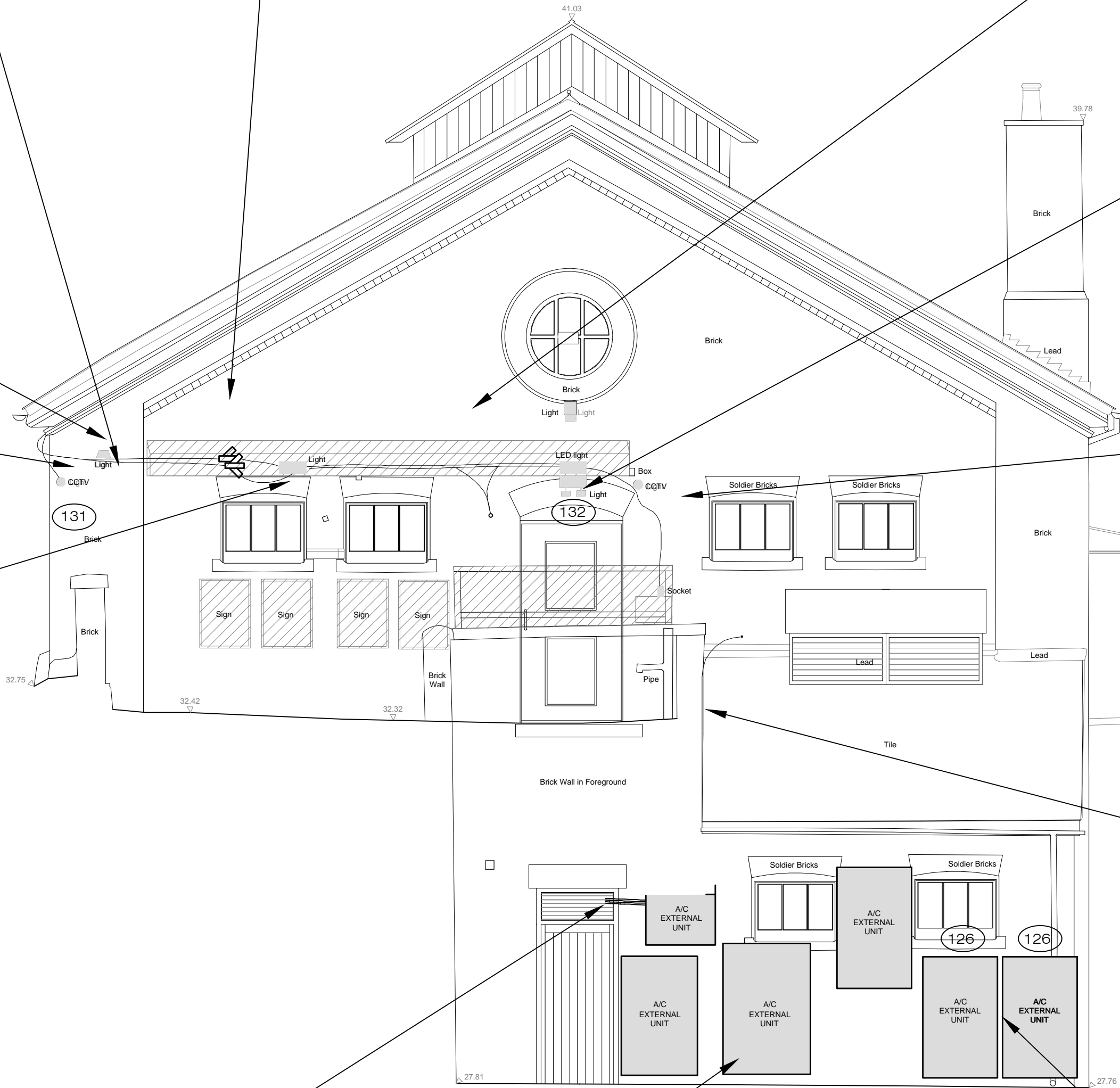


ITEM 132:
SECURITY BOX, LED AND EMERGENCY
LIGHT TO DOOR ARCH TO ME REMOVED.
SEE PROPOSAL DRAWINGS FOR
ALTERNATIVE ARRANGEMENT

A/C CONDENSATE PIPEWORK
SURFACE RUN DOWN ROOF TILES
TO BE REMOVED



ALL EXTERNAL A/C CONDENSORS
TO BE RELOCATED REFER TO
PROPOSAL DRAWINGS FOR
ALTERATIVE ARRANGEMENTS



WEST ELEVATION

Works to unit 87 part of the applications
2016/5329/L and 2016/4733/P

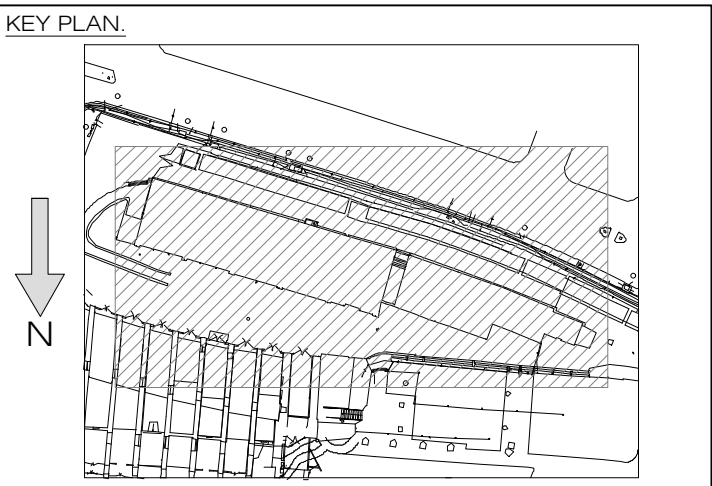


ITEM 126:
A/C EXTERNAL UNITS TO RELOCATED
TO APPROVED LOCATION

Project No:	Drawing No:	Revision no:
D4558	ME.11	D

Title:
Old Horse Hospital
West Elevation
Mechanical and Electrical Services
Unauthorised Works

- NOTES:
- DIMENSIONS**
Figured dimensions are to be taken in preference to scaled dimensions. All dimensions are to be verified on site prior to work commencing.
 - DISCREPANCIES**
Any discrepancy is to be referred to the consultant before proceeding.
 - COPYRIGHT © 2019**
Copyright in this drawing is the property of Michael Jones & Associates LLP and must not be reproduced nor amended nor used for the execution of any works whether in connection with the proposed works for which it is prepared or otherwise without the express consent of Michael Jones & Associates LLP. All rights reserved.
 - RELATED DOCUMENTS**
This drawing shall be read in conjunction with the relevant written Specification of Works, accompanying Drawings, Room Data Sheets, Equipment Schedules and all other relevant documents connected to those works shown on this drawing.



D	17th July 2019	Planning Issue
C	20th June 2019	Planning Issue
B	30th May 2019	Planning Issue
A	31st Mar 2017	Preliminary Issue
-	4th Nov 2016	Preliminary Issue
No:	Date:	Amendment:
Revision:		

Michael Jones & Associates LLP
ENGINEERING CONSULTANTS

Grosaway House
8 London Road, Reigate, Surrey, RH2 9HY.
Tel: +44(0)1737 245610 Fax: +44(0)1737 241142
e.mail: info@mjasassociates.co.uk

Scale:	Date:	Drawn:	Chkd:
1:50@A1	Nov 2016	PM	MJA

Client:
Stanley Sidings

Project:
Stables Market
Camden

Title:
Old Horse Hospital
West Elevation
Mechanical and Electrical Services
Unauthorised Works

Project No:	Drawing No:	Revision No:
D4558	ME.11	D

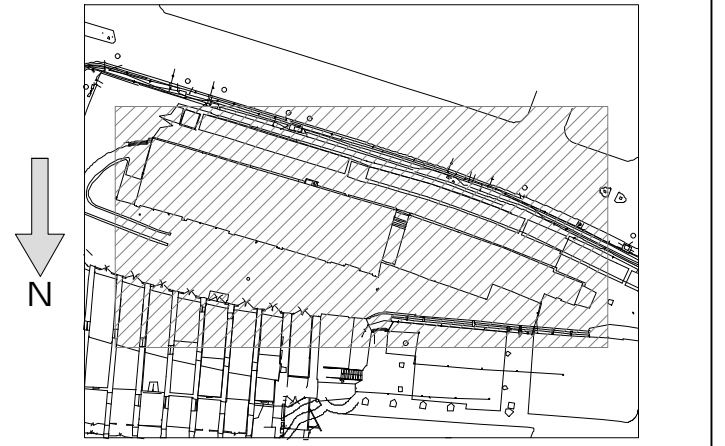
PLANNING ISSUE

UNAUTHORISED WORKS

NOTES:

- DIMENSIONS**
Figured dimensions are to be taken in preference to scaled dimensions. All dimensions are to be verified on site prior to work commencing.
- DISCREPANCIES**
Any discrepancy is to be referred to the consultant before proceeding.
- COPYRIGHT © 2016**
Copyright in this drawing is the property of Michael Jones & Associates LLP and must not be reproduced nor amended nor used for the execution of any works whether in connection with the proposed works for which it is prepared or otherwise without the express consent of Michael Jones & Associates LLP. All rights reserved.
- RELATED DOCUMENTS**
This drawing shall be read in conjunction with the relevant item Specification of Works, accompanying Drawings, Road and Site Sheets, Equipment Schedules and all other relevant documents connected to those works shown on this drawing.

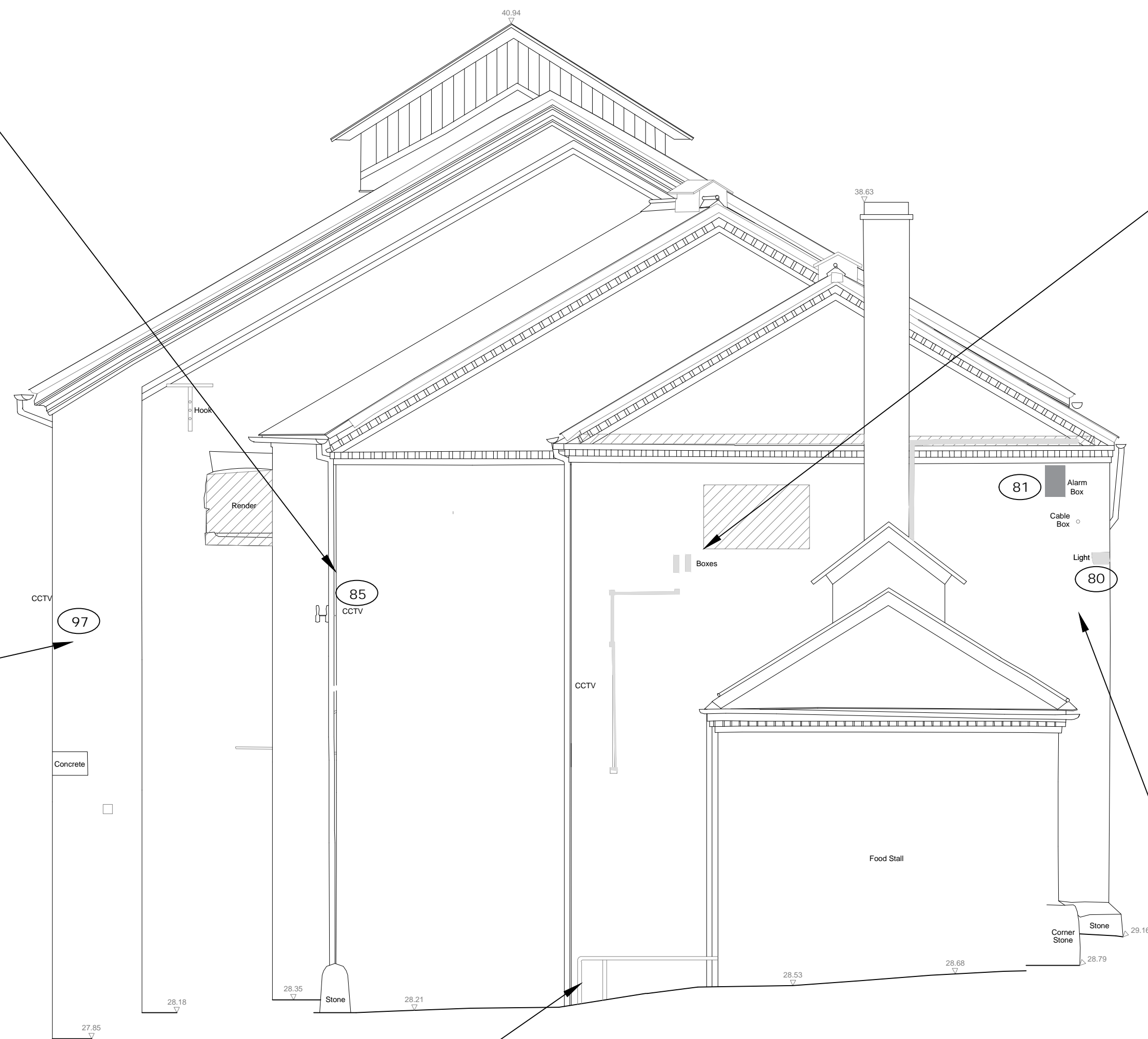
KEY PLAN.



ITEM 85:
CCTV CAMERA TO BE REMOVED SEE
PROPOSAL DRAWING FOR APPROVED
ALTERNATIVE ARRANGEMENT
HORIZONTAL LIGHTING CABLE TO BE
REMOVED AND RUN INTERNALLY



EXTERNALLY RUN GAS PIPE TO BE RUN BELOW GROUND UNTIL LOCAL TO BUILDING , REFER TO PROPOSAL DRAWING ME.28 FOR DETAIL



EAST ELEVATION

Works to units 93 and 94 part of the applications 2016/5329/L and 2016/4733/P

Datum 25.00 Metres A.O.D.



ADDITIONAL ITEM
EXISTING BOXES AND CABLING TO BE
REMOVED / REROUTED INTERNALLY

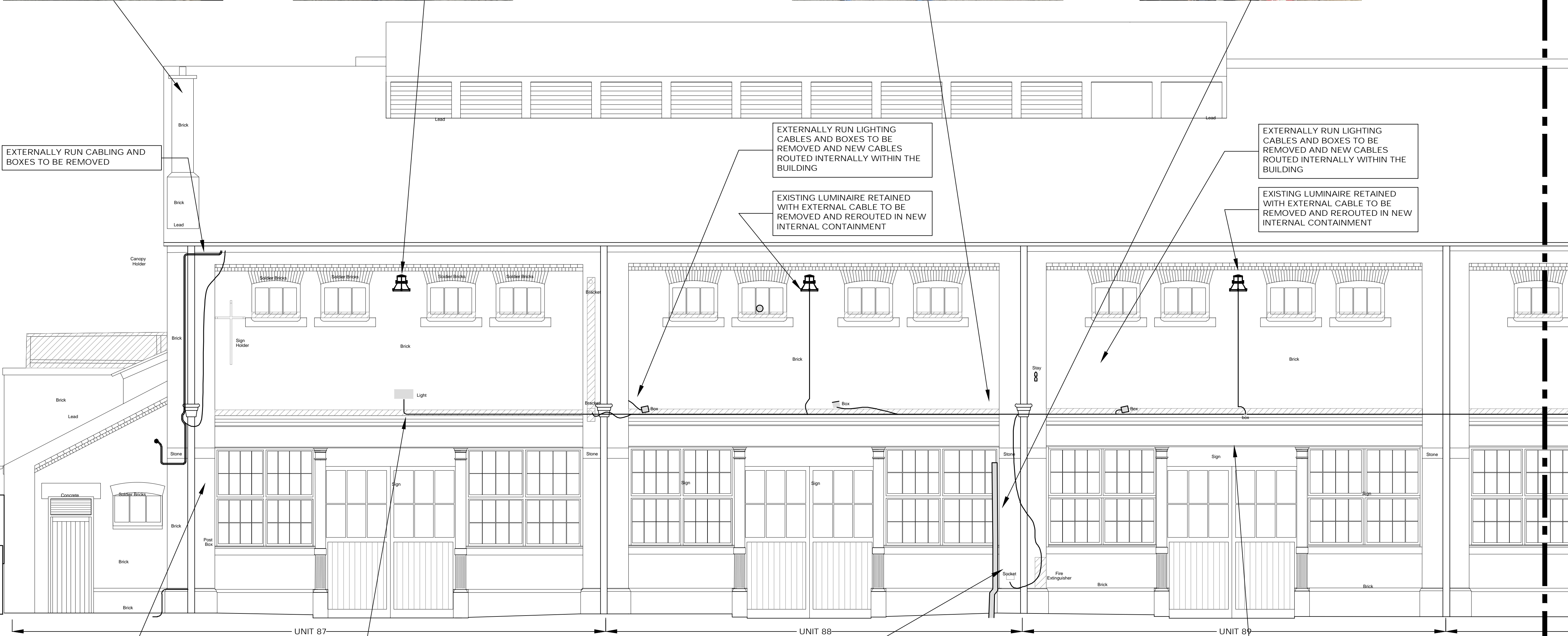


ITEM 81:
EXISTING ALARM BOX , AND LOOSE
SURFACE CABLING TO BE REMOVED OR
RELOCATED INTERNALLY.

ITEM 80:
EXISTING EXTERNAL FLOODLIGHT TO BE
REMOVED AND REPLACED WITH
APPROVED ALTERNATIVE REFER TO
PROPOSAL DRAWINGS.



EXISTING ITEM:
Flood light to be removed and replaced
with approved alternative, as application
2016/3606/P.



SOUTH ELEVATION

UNAUTHORISED WORKS

Project No:
D4558

Drawing No:
ME.13

Revision no:
D

Title:
**Old Horse Hospital
South Elevation (Sheet 1 of 3)
Mechanical and Electrical Services
Unauthorised Works**

NOTES:

1. DIMENSIONS
Figured dimensions are to be taken in preference to
scaled dimensions. All dimensions are to be verified on
site prior to work commencing.

2. DISCREPANCIES
Any discrepancy is to be referred to the consultant before
proceeding.

3. COPYRIGHT © 2016
Copyright in this drawing is the property of Michael Jones
& Associates LLP and must not be reproduced nor
amended nor used for the execution of any works
whether in connection with the proposed works for which
it is prepared or otherwise without the express consent of
Michael Jones & Associates LLP. All rights reserved.

4. RELATED DOCUMENTS
This drawing shall be read in conjunction with the relevant
written Specification of Works, accompanying Drawings,
Room Data Sheets, Equipment Schedules and all other
relevant documents connected to those works shown on
this drawing.

KEY PLAN

N

CONTINUED ON SHEET 2 OF 3

D	17th July 2019	Planning Issue
C	20th June 2019	Planning Issue
B	30th May 2019	Planning Issue
A	31st Mar. 2017	Preliminary Issue
-	4th Nov 2016	Preliminary Issue
No:	Date:	Amendment:
Revision:		

Michael Jones & Associates LLP
ENGINEERING CONSULTANTS

Crossway House
8 London Road, Reigate, Surrey, RH2 9HY.
Tel: +44(0)1737 245610 Fax: +44(0)1737 241142
e.mail: info@mjassociates.co.uk

Scale:
1:50@A1

Date:
Nov 2016

Drawn:
PM

Chkd:
MJA

Client:
Stanley Sidings

Project:
**Stables Market
Camden**

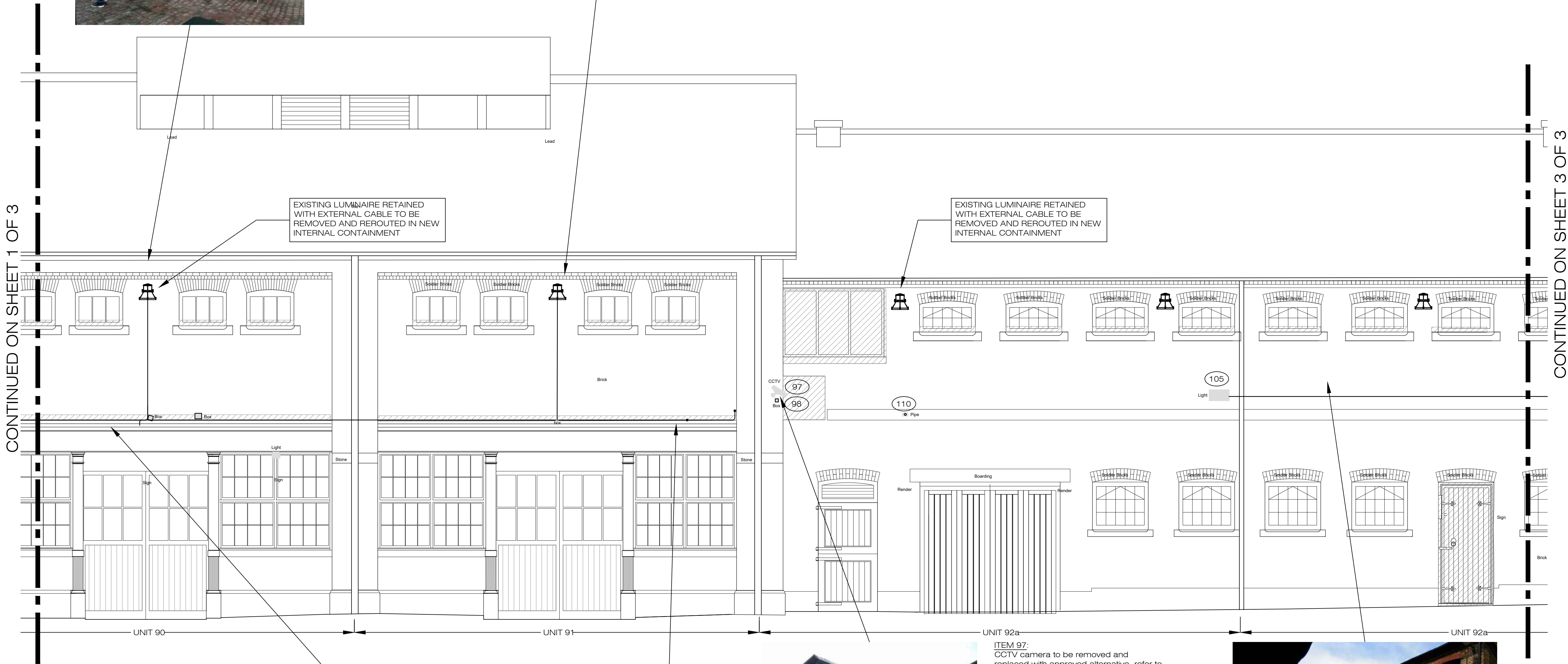
Title:
**Old Horse Hospital
South Elevation (Sheet 1 of 3)
Mechanical and Electrical Services
Unauthorised Works**

Project No:
D4558

Drawing No:
ME.13

Revision No:
D

PLANNING ISSUE



Externally run lighting cables and boxes to be removed and new cables routed internally within the building

Externally run lighting cables and boxes to be removed and new cables routed internally within the building



ITEM 97:
CCTV camera to be removed and replaced with approved alternative, refer to proposal drawings for details

ITEM 97:
CCTV Cable junction box to be removed and CCTV cables run internal to the building, refer to proposal drawings for details

ITEM 110:
Pipe to be removed



ITEM 105:
Flood light fixed to brickwork, and associated surface cabling to be removed

ADDITIONAL ITEM:
High level lighting surface cabling to be run internally.

SOUTH ELEVATION

UNAUTHORISED WORKS

PLANNING ISSUE

Project No:	D4558	Drawing No:	ME.14	Revision no:	D
Title: Old Horse Hospital South Elevation (Sheet 2 of 3) Mechanical and Electrical Services Unauthorised works					
NOTES:					
1. DIMENSIONS Figured dimensions are to be taken in preference to scaled dimensions. All dimensions are to be verified on site prior to work commencing.					
2. DISCREPANCIES Any discrepancy is to be referred to the consultant before proceeding.					
3. COPYRIGHT © 2016 Copyright in this drawing is the property of Michael Jones & Associates LLP and must not be reproduced nor amended nor used for the execution of any works whether in connection with the proposed works for which it is prepared or otherwise without the express consent of Michael Jones & Associates LLP. All rights reserved.					
4. RELATED DOCUMENTS This drawing shall be read in conjunction with the relevant written Specification of Works, accompanying Drawings, Room Data Sheets, Equipment Schedules and all other relevant documents connected to those works shown on this drawing.					
KEY PLAN 					
Revision:					
D	17th July 2019	Planning Issue			
C	20th June 2019	Planning Issue			
B	30th May 2019	Planning Issue			
A	31st Mar 2017	Preliminary Issue			
-	4th Nov 2016	Preliminary Issue			
No:	Date:	Amendment:			
Revision:					
Michael Jones & Associates LLP ENGINEERING CONSULTANTS Grosvenor House 8 London Road, Reigate, Surrey, RH2 9HY. Tel: +44(0)1737 245610 Fax: +44(0)1737 241142 e-mail: info@mjaassociates.co.uk					
Scale:	1:50@A1	Date:	Nov 2016	Drawn:	PM
Client:	Stanley Sidings				
Project:	Stables Market Camden				
Title: Old Horse Hospital South Elevation (Sheet 2 of 3) Mechanical and Electrical Services Unauthorised Works					
Project No:	D4558	Drawing No:	ME.14	Revision No:	D

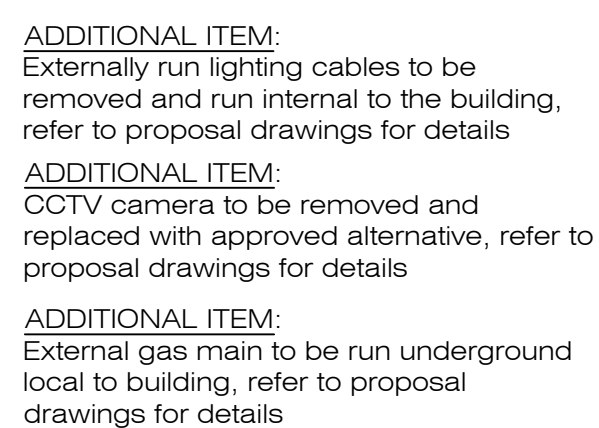
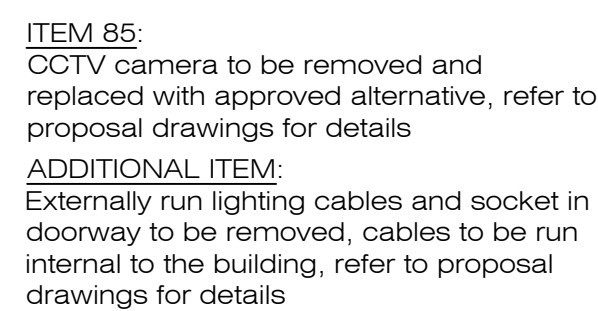
- DIMENSIONS**

Figured dimensions are to be taken in preference to scaled dimensions. All dimensions are to be verified on site prior to work commencing.
- DISCREPANCIES**

Any discrepancy is to be referred to the consultant **before** proceeding.
- COPYRIGHT © 2016**

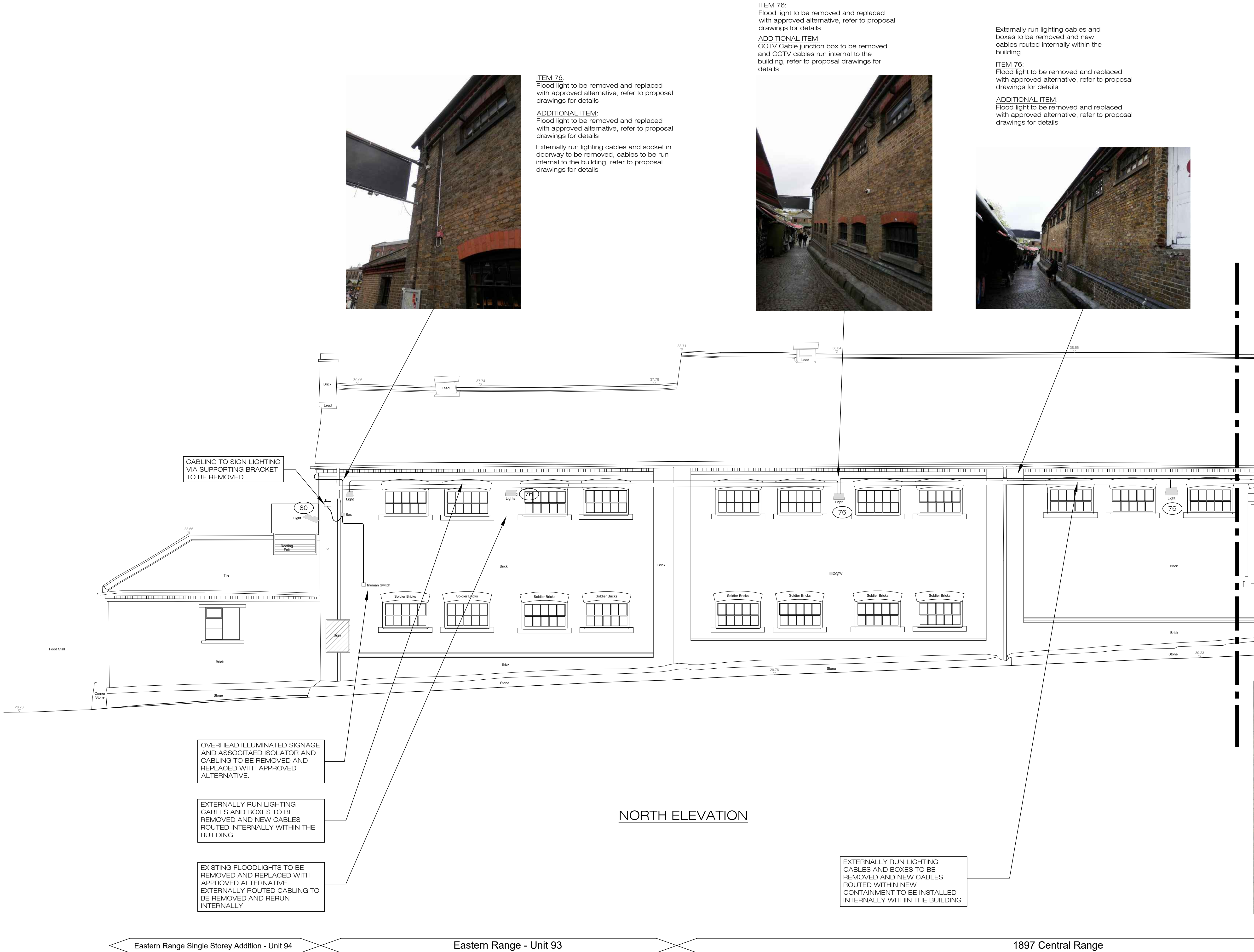
Copyright in this drawing is the property of Michael Jones & Associates LLP and must not be reproduced nor amended nor used for the execution of any works whether in connection with the proposed works for which it is prepared or otherwise without the express consent of Michael Jones & Associates LLP. All rights reserved.
- RELATED DOCUMENTS**

This drawing shall be read in conjunction with the relevant written Specification of Works, accompanying Drawings, Bill of Materials, Data Sheets, Equipment Schedules and all other relevant documents connected to those works shown on this drawing.



UNAUTHORISED WORKS

PLANNING ISSUE



ITEM 76:
Flood light to be removed and replaced
with approved alternative, refer to proposal
drawings for details

ADDITIONAL ITEM:
CCTV Cable junction box to be removed
and CCTV cables run internal to the
building, refer to proposal drawings for
details

Externally run lighting cables and
boxes to be removed and new
cables routed internally within the
building

ITEM 76:
Flood light to be removed and replaced
with approved alternative, refer to proposal
drawings for details

ADDITIONAL ITEM:
Flood light to be removed and replaced
with approved alternative, refer to proposal
drawings for details

Project No:	D4558	Drawing No:	ME.16	Revision no:	D																								
Title: Old Horse Hospital North Elevation (Sheet 1 of 3) Mechanical and Electrical Services Unauthorised Works																													
NOTES:																													
<p>1. DIMENSIONS Figured dimensions are to be taken in preference to scaled dimensions. All dimensions are to be verified on site prior to work commencing.</p> <p>2. DISCREPANCIES Any discrepancy is to be referred to the consultant before proceeding.</p> <p>3. COPYRIGHT © 2016 Copyright in this drawing is the property of Michael Jones & Associates LLP and must not be reproduced nor amended nor used for the execution of any works whether in connection with the proposed works for which it is prepared or otherwise without the express consent of Michael Jones & Associates LLP. All rights reserved.</p> <p>4. RELATED DOCUMENTS This drawing shall be read in conjunction with the relevant written Specification of Works, accompanying Drawings, Room Data Sheets, Equipment Schedules and all other relevant documents connected to those works shown on this drawing.</p>																													
<p>KEY PLAN</p>																													
CONTINUED ON SHEET 2 OF 3																													
<table border="1"><tr><td></td><td></td><td></td></tr><tr><td>D</td><td>17th July 2019</td><td>Planning Issue</td></tr><tr><td>C</td><td>20th June 2019</td><td>Planning Issue</td></tr><tr><td>B</td><td>30th May 2019</td><td>Planning Issue</td></tr><tr><td>A</td><td>31st Mar 2017</td><td>Preliminary Issue</td></tr><tr><td>-</td><td>4th Nov 2016</td><td>Preliminary Issue</td></tr><tr><td>No:</td><td>Date:</td><td>Amendment:</td></tr><tr><td colspan="3">Revision:</td></tr></table>									D	17th July 2019	Planning Issue	C	20th June 2019	Planning Issue	B	30th May 2019	Planning Issue	A	31st Mar 2017	Preliminary Issue	-	4th Nov 2016	Preliminary Issue	No:	Date:	Amendment:	Revision:		
D	17th July 2019	Planning Issue																											
C	20th June 2019	Planning Issue																											
B	30th May 2019	Planning Issue																											
A	31st Mar 2017	Preliminary Issue																											
-	4th Nov 2016	Preliminary Issue																											
No:	Date:	Amendment:																											
Revision:																													
<p>Michael Jones & Associates LLP ENGINEERING CONSULTANTS</p> <p>Grosvenor House 8 London Road, Reigate, Surrey, RH2 9HY. Tel: +44(0)1737 245610 Fax: +44(0)1737 241142 e.mail: info@mjaassociates.co.uk</p>																													
<table border="1"><tr><td>Scale:</td><td>Date:</td><td>Drawn:</td><td>Chkd:</td></tr><tr><td>1:50@A1</td><td>Nov 2016</td><td>PM</td><td>MJA</td></tr></table>						Scale:	Date:	Drawn:	Chkd:	1:50@A1	Nov 2016	PM	MJA																
Scale:	Date:	Drawn:	Chkd:																										
1:50@A1	Nov 2016	PM	MJA																										
Client: Stanley Sidings																													
Project: Stables Market Camden																													
Title: Old Horse Hospital North Elevation (Sheet 1 of 3) Mechanical and Electrical Services Unauthorised Works																													
<table border="1"><tr><td>Project No:</td><td>D4558</td><td>Drawing No:</td><td>ME.16</td><td>Revision No:</td><td>D</td></tr></table>						Project No:	D4558	Drawing No:	ME.16	Revision No:	D																		
Project No:	D4558	Drawing No:	ME.16	Revision No:	D																								

CONTINUED ON SHEET 1 OF 3

ADDITIONAL ITEM:
Emergency light to be removed and replaced with approved alternative, refer to proposal drawings for details

ADDITIONAL ITEM:
Externally run lighting cables and socket in doorway to be removed, cables to be run internal to the building, refer to proposal drawings for details



ADDITIONAL ITEM:
Emergency light to be removed and replaced with approved alternative, refer to proposal drawings for details

ADDITIONAL ITEM:
CCTV Cable junction box to be removed and CCTV cables run internal to the building, refer to proposal drawings for details

ADDITIONAL ITEM:
Externally run lighting cables and socket in doorway to be removed, cables to be run internal to the building, refer to proposal drawings for details



ADDITIONAL ITEM:
Flood light to be removed and replaced with approved alternative, refer to proposal drawings for details

Externally run lighting cables and socket in doorway to be removed, cables to be run internal to the building, refer to proposal drawings for details

ADDITIONAL ITEM:
CCTV camera to be removed and replaced with approved alternative, refer to proposal drawings for details

ADDITIONAL ITEM:
CCTV Cable junction box to be removed and CCTV cables run internal to the building, refer to proposal drawings for details

ADDITIONAL ITEM:
Emergency light to be removed and replaced with approved alternative, refer to proposal drawings for details



CONTINUED ON SHEET 3 OF 3



ADDITIONAL ITEM:
Emergency light to be removed and replaced with approved alternative, refer to proposal drawings for details

ADDITIONAL ITEM:
CCTV Cable junction box to be removed and CCTV cables run internal to the building, refer to proposal drawings for details

ADDITIONAL ITEM:
Externally run lighting cables and socket in doorway to be removed, cables to be run internal to the building, refer to proposal drawings for details

ADDITIONAL ITEM:
Flood light to be removed and replaced with approved alternative, refer to proposal drawings for details

ITEM 76:
Flood light to be removed and replaced with approved alternative, refer to proposal drawings for details

NORTH ELEVATION

UNAUTHORISED WORKS

PLANNING ISSUE

Project No: D4558	Drawing No: ME.17	Revision no: D																					
Title: Old Horse Hospital North Elevation (Sheet 2 of 3) Mechanical and Electrical Services Unauthorised Works																							
NOTES: 1. DIMENSIONS Figured dimensions are to be taken in preference to scaled dimensions. All dimensions are to be verified on site prior to work commencing. 2. DISCREPANCIES Any discrepancy is to be referred to the consultant before proceeding. 3. COPYRIGHT © 2016 Copyright in this drawing is the property of Michael Jones & Associates LLP and must not be reproduced nor amended nor used for the execution of any works whether in connection with the proposed works for which it is prepared or otherwise without the express consent of Michael Jones & Associates LLP. All rights reserved. 4. RELATED DOCUMENTS This drawing shall be read in conjunction with the relevant written Specification of Works, accompanying Drawings, Room Data Sheets, Equipment Schedules and all other relevant documents connected to those works shown on this drawing.																							
KEY PLAN 																							
<table><tr><td>D</td><td>17th July 2019</td><td>Planning Issue</td></tr><tr><td>C</td><td>20th June 2019</td><td>Planning Issue</td></tr><tr><td>B</td><td>30th May 2019</td><td>Planning Issue</td></tr><tr><td>A</td><td>31st Mar 2017</td><td>Preliminary Issue</td></tr><tr><td>-</td><td>4th Nov 2016</td><td>Preliminary Issue</td></tr></table> <table><tr><td>No:</td><td>Date:</td><td>Amendment:</td></tr><tr><td colspan="3">Revision:</td></tr></table>			D	17th July 2019	Planning Issue	C	20th June 2019	Planning Issue	B	30th May 2019	Planning Issue	A	31st Mar 2017	Preliminary Issue	-	4th Nov 2016	Preliminary Issue	No:	Date:	Amendment:	Revision:		
D	17th July 2019	Planning Issue																					
C	20th June 2019	Planning Issue																					
B	30th May 2019	Planning Issue																					
A	31st Mar 2017	Preliminary Issue																					
-	4th Nov 2016	Preliminary Issue																					
No:	Date:	Amendment:																					
Revision:																							
Michael Jones & Associates LLP ENGINEERING CONSULTANTS Grosvenor House 8 London Road, Reigate, Surrey, RH2 9HY. Tel: +44(0)1737 245610 Fax: +44(0)1737 241142 e.mail: info@mjaassociates.co.uk																							
Scale: 1:50@A1	Date: Nov 2016	Drawn: PM																					
Client: Stanley Sidings																							
Project: Stables Market Camden																							
Title: Old Horse Hospital North Elevation (Sheet 2 of 3) Mechanical and Electrical Services Unauthorised Works																							
Project No: D4558	Drawing No: ME.17	Revision No: D																					

CONTINUED ON SHEET 2 OF 3



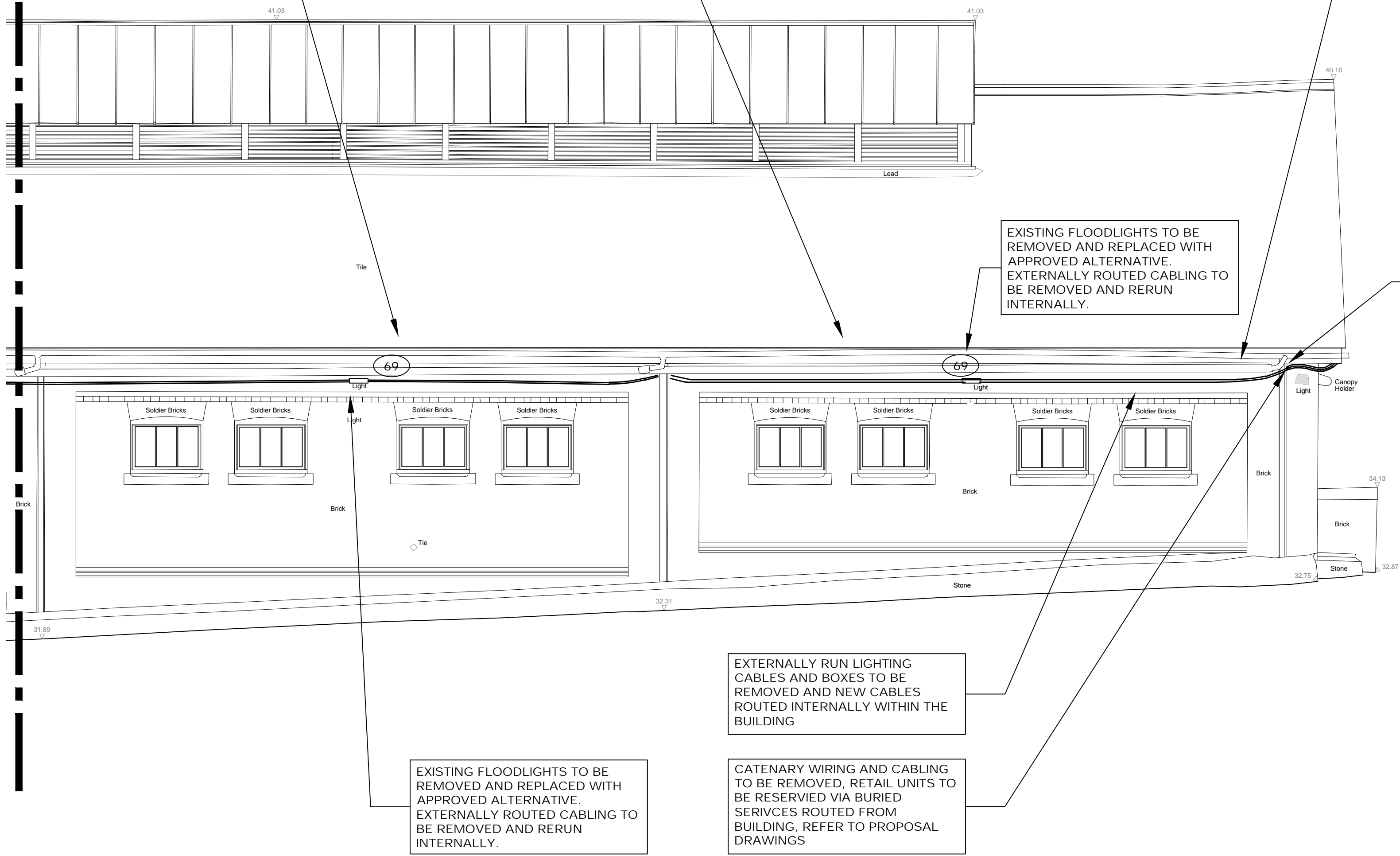
ADDITIONAL ITEM:
Flood light to be removed and replaced with approved alternative, refer to proposal drawings for details

Externally run lighting cables and socket in doorway to be removed, cables to be run internal to the building, refer to proposal drawings for details



ADDITIONAL ITEM:
Flood light to be removed and replaced with approved alternative, refer to proposal drawings for details

Externally run lighting cables and socket in doorway to be removed, cables to be run internal to the building, refer to proposal drawings for details

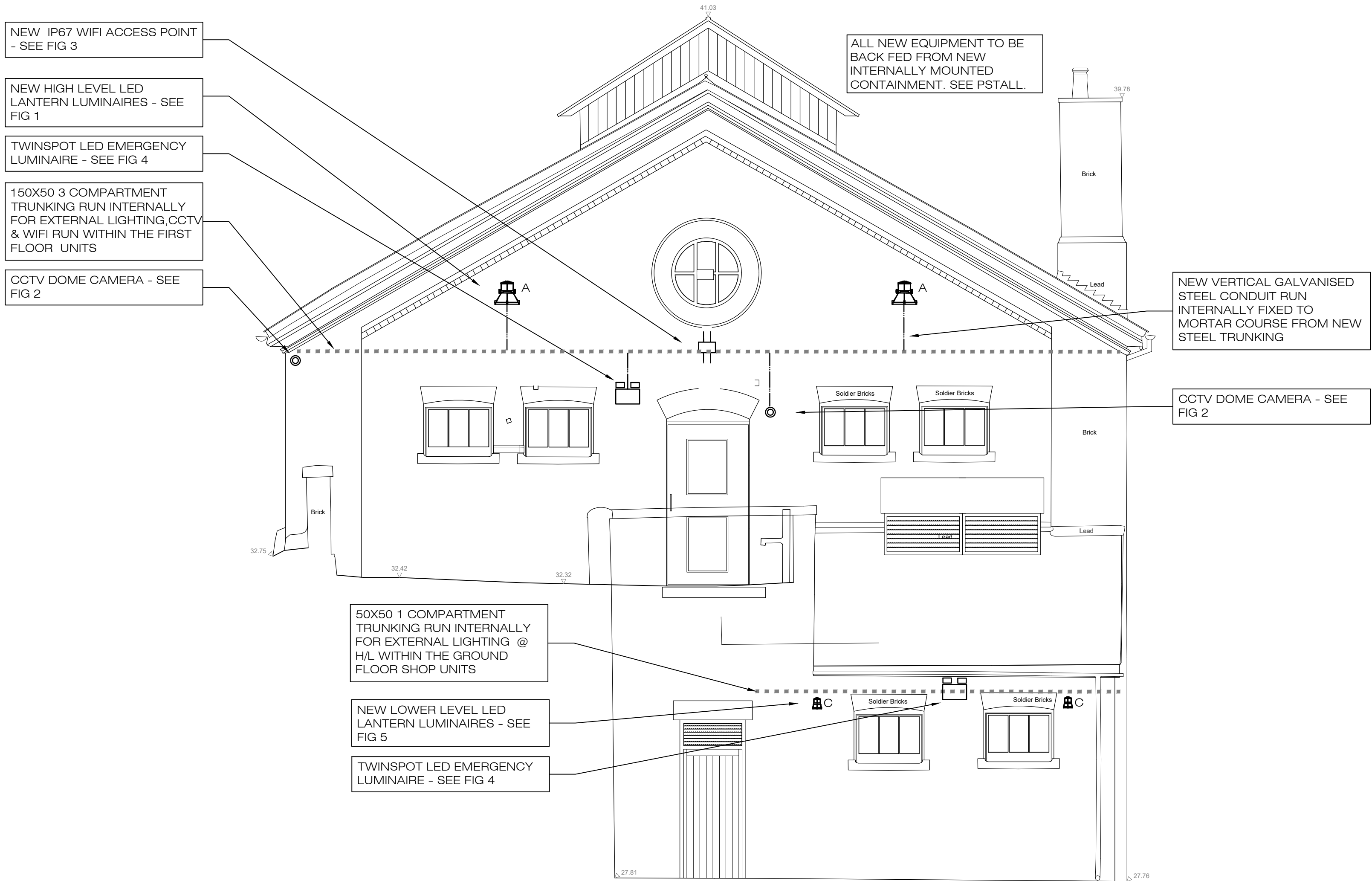


NORTH ELEVATION

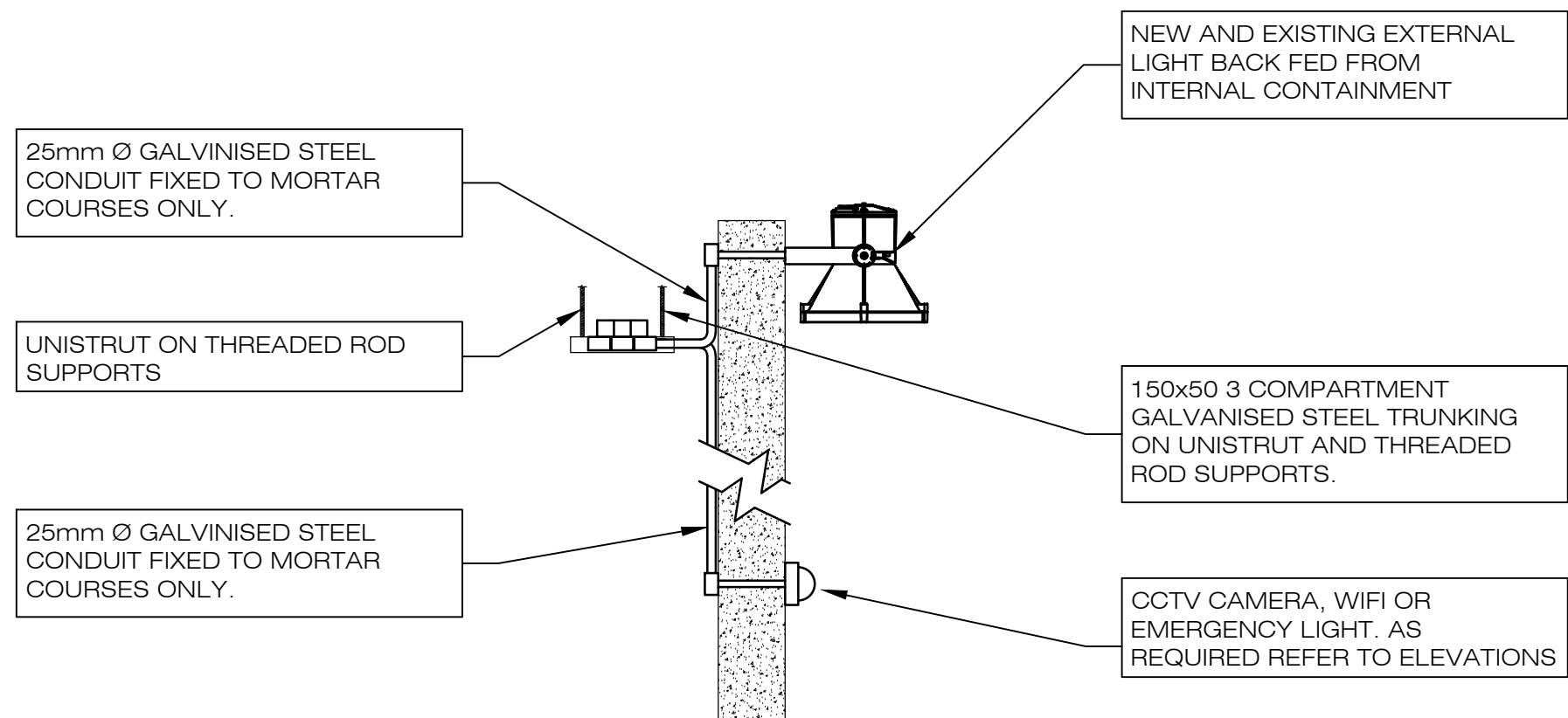
UNAUTHORISED WORKS

PLANNING ISSUE

Project No:	D4558	Drawing No:	ME.18	Revision no:	D																														
Title: Old Horse Hospital North Elevation (Sheet 3 of 3) Mechanical and Electrical Services Unauthorised Works																																			
NOTES:																																			
1. DIMENSIONS Figured dimensions are to be taken in preference to scaled dimensions. All dimensions are to be verified on site prior to work commencing.																																			
2. DISCREPANCIES Any discrepancy is to be referred to the consultant <i>before</i> proceeding.																																			
3. COPYRIGHT © 2016 Copyright in this drawing is the property of Michael Jones & Associates LLP and must not be reproduced nor amended nor used for the execution of any works whether in connection with the proposed works for which it is prepared or otherwise without the express consent of Michael Jones & Associates LLP. All rights reserved.																																			
4. RELATED DOCUMENTS This drawing shall be read in conjunction with the relevant written Specification of Works, accompanying Drawings, Room Data Sheets, Equipment Schedules and all other relevant documents connected to those works shown on this drawing.																																			
KEY PLAN 																																			
<table><tr><td></td><td></td><td></td></tr><tr><td></td><td></td><td></td></tr><tr><td></td><td></td><td></td></tr><tr><td>D</td><td>17th July 2019</td><td>Planning Issue</td></tr><tr><td>C</td><td>20th June 2019</td><td>Planning Issue</td></tr><tr><td>B</td><td>30th May 2019</td><td>Planning Issue</td></tr><tr><td>A</td><td>31st Mar 2017</td><td>Preliminary Issue</td></tr><tr><td>-</td><td>4th Nov 2016</td><td>Preliminary Issue</td></tr><tr><td>No:</td><td>Date:</td><td>Amendment:</td></tr><tr><td colspan="3">Revision:</td></tr></table>															D	17th July 2019	Planning Issue	C	20th June 2019	Planning Issue	B	30th May 2019	Planning Issue	A	31st Mar 2017	Preliminary Issue	-	4th Nov 2016	Preliminary Issue	No:	Date:	Amendment:	Revision:		
D	17th July 2019	Planning Issue																																	
C	20th June 2019	Planning Issue																																	
B	30th May 2019	Planning Issue																																	
A	31st Mar 2017	Preliminary Issue																																	
-	4th Nov 2016	Preliminary Issue																																	
No:	Date:	Amendment:																																	
Revision:																																			
Michael Jones & Associates LLP ENGINEERING CONSULTANTS Crossway House 8 London Road, Reigate, Surrey, RH2 9HY. Tel: +44(0)1737 245610 Fax: +44(0)1737 241142 e.mail: info@mjassociates.co.uk																																			
Scale:	1:50@A1	Date:	Nov 2016	Drawn:	PM																														
Client:	Stanley Sidings																																		
Project:	Stables Market Camden																																		
Title: Old Horse Hospital North Elevation (Sheet 3 of 3) Mechanical and Electrical Services Unauthorised Works																																			
Project No:	D4558	Drawing No:	ME.18	Revision No:	D																														



WEST ELEVATION



DETAIL A
TYPICAL CONTAINMENT

PROPOSED WORKS



FIG 1 - HIGH LEVEL
IGU UNI LUMINAIRE



FIG 2 - CCTV DOME CAMERA
AXIS P3225 LIVE NETWORK CAMERA




FIG 3 - IP RATED WIFI ACCESS POINT
CISCO MERAKI MR72



FIG 4 - 2 X 10W IP65 TWINSPOUT
EMERGENCY LUMINAIRE(SILVER)



FIG 5 - IGU INI LED LUMINAIRE



FIG 6 - SMALL IGU INI LED
LUMINAIRE

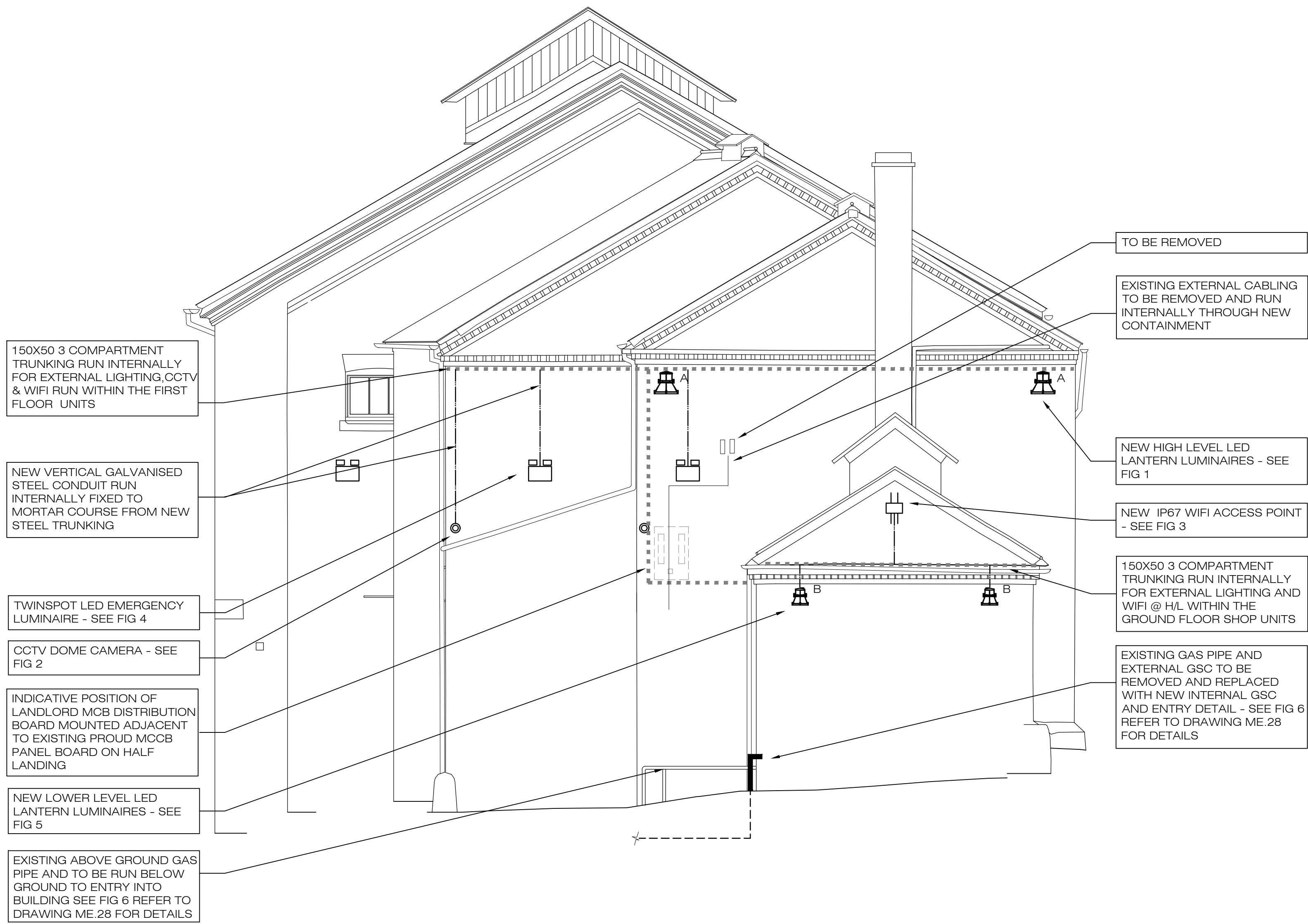
TYPE A LUMINAIRE:
IGU INI
CAT NO.
JG3.BV04.715
50 deg wide Beam
7000LM 58W 4000°K
3150.

TYPE B LUMINAIRE:
IGU INI
CAT NO. JGBU98.14895
50 Deg Wide Beam
4200LM 39W
4000°K
2600

TYPE C LUMINAIRE:
IGU INI
CAT NO.
JG3.BU87.715
2450LM 17W
1400 4000°K Grey

PLANNING ISSUE

Project No:	D4558	Drawing No:	ME.19	Revision no:	C																														
Title: Old Horse Hospital West Elevation Mechanical and Electrical Services Proposed Works																																			
NOTES: 1. DIMENSIONS Figured dimensions are to be taken in preference to scaled dimensions. All dimensions are to be verified on site prior to work commencing. 2. DISCREPANCIES Any discrepancy is to be referred to the consultant <i>before</i> proceeding. 3. COPYRIGHT © 2016 Copyright in this drawing is the property of Michael Jones & Associates LLP and must not be reproduced nor amended nor used for the execution of any works whether in connection with the proposed works for which it is prepared or otherwise without the express consent of Michael Jones & Associates LLP. All rights reserved. 4. RELATED DOCUMENTS This drawing shall be read in conjunction with the relevant written Specification of Works, accompanying Drawings, Room Data Sheets, Equipment Schedules and all other relevant documents connected to those works shown on this drawing.																																			
KEY PLAN 																																			
<table border="1"><tr><td></td><td></td><td></td></tr><tr><td></td><td></td><td></td></tr><tr><td></td><td></td><td></td></tr><tr><td></td><td></td><td></td></tr><tr><td>C</td><td>20th June 2019</td><td>Planning Issue</td></tr><tr><td>B</td><td>30th May 2019</td><td>Planning Issue</td></tr><tr><td>A</td><td>28th Apr 2017</td><td>Preliminary Issue</td></tr><tr><td>-</td><td>31st Mar 2017</td><td>Preliminary Issue</td></tr><tr><td>No:</td><td>Date:</td><td>Amendment:</td></tr><tr><td colspan="3">Revision:</td></tr></table>																		C	20th June 2019	Planning Issue	B	30th May 2019	Planning Issue	A	28th Apr 2017	Preliminary Issue	-	31st Mar 2017	Preliminary Issue	No:	Date:	Amendment:	Revision:		
C	20th June 2019	Planning Issue																																	
B	30th May 2019	Planning Issue																																	
A	28th Apr 2017	Preliminary Issue																																	
-	31st Mar 2017	Preliminary Issue																																	
No:	Date:	Amendment:																																	
Revision:																																			
Michael Jones & Associates LLP ENGINEERING CONSULTANTS Crossway House 8 London Road, Reigate, Surrey, RH2 9HY. Tel: +44(0)1737 245610 Fax: +44(0)1737 241142 e.mail: info@mjassociates.co.uk																																			
Scale:	1:50@A1	Date:	Jan 2017	Drawn:	PM																														
Client:	Stanley Sidings																																		
Project:	Stables Market Camden																																		
Title: Old Horse Hospital West Elevation Mechanical and Electrical Services Proposed Works																																			
Project No:	D4558	Drawing No:	ME.19	Revision No:	C																														



EAST ELEVATION

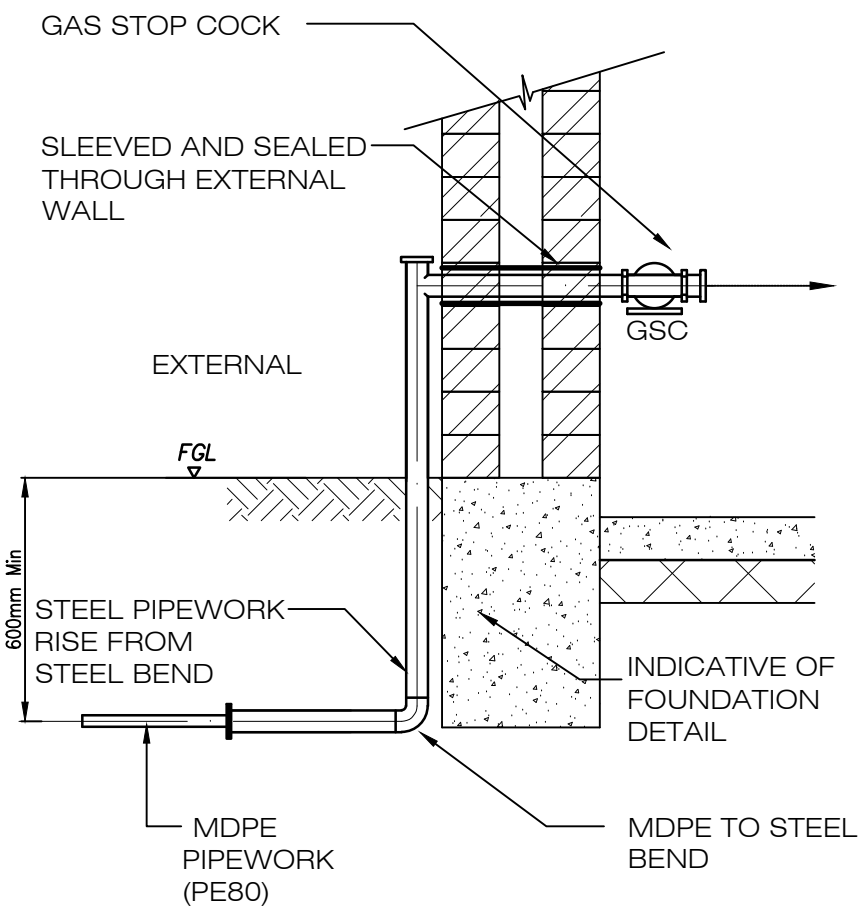
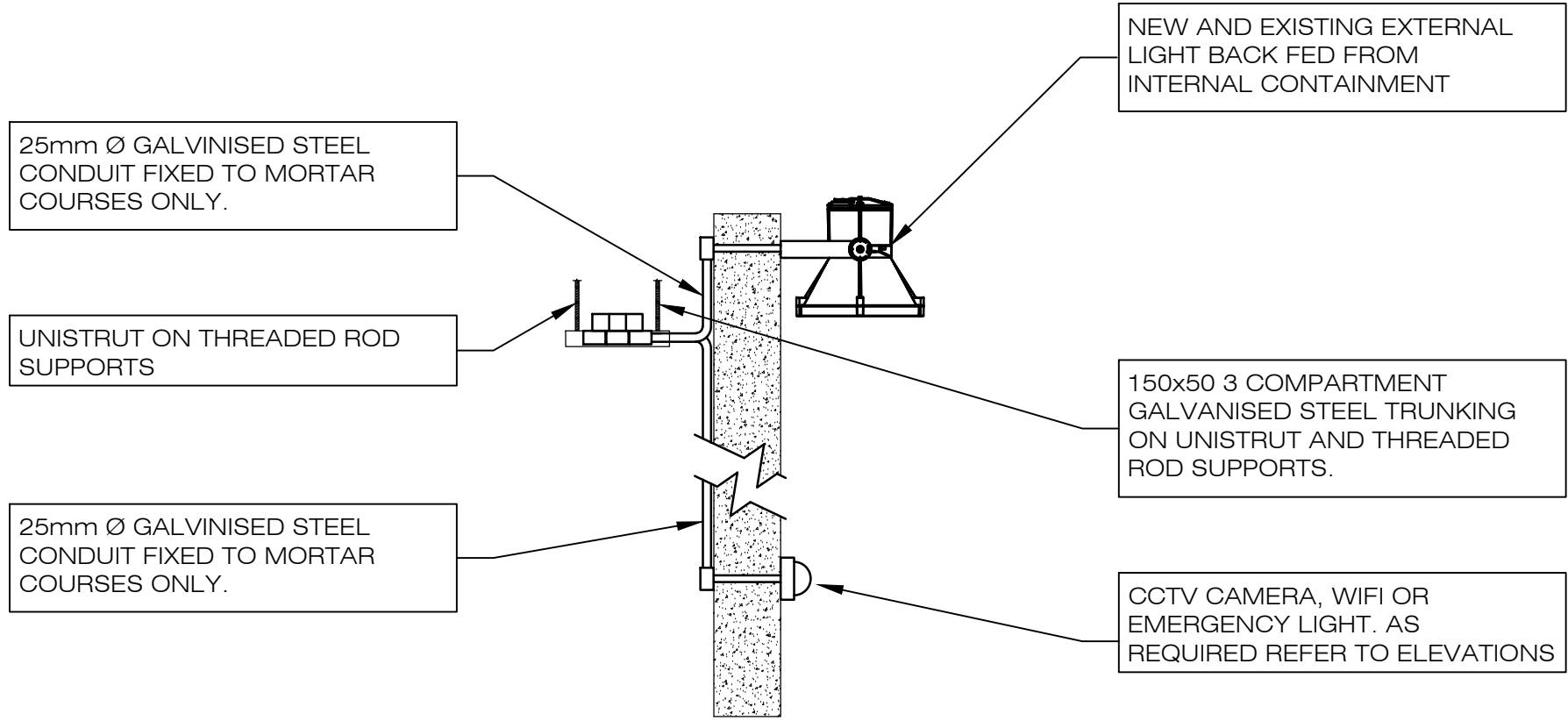


FIG 6 - TYPICAL DETAIL OF GAS PIPE ENTRY INTO BUILDING



FIG 7 - EXISTING EXTERNAL GSC AND ABOVE GROUND GAS PIPE ENTRY INTO BUILDING



DETAIL A
TYPICAL CONTAINMENT

PROPOSED WORKS



FIG 1 - HIGH LEVEL
IGU INI LUMINAIRE

TYPE A LUMINAIRE:
IGU INI
CAT NO.
JG3.BV04.715
50 deg wide Beam
7000LM 58W 4000°K
3150.



FIG 2 - CCTV DOME CAMERA
AXIS P3225 LIVE NETWORK CAMERA




FIG 3 - IP RATED WIFI ACCESS POINT
CISCO MERAKI MR72



FIG 4 - 2 X 10W IP65 TWINSPOUT
EMERGENCY LUMINAIRE(SILVER)



FIG 5 - IGU INI LED LUMINAIRE

TYPE B LUMINAIRE:
IGU INI
CAT NO. JGBU98.14895
50 Deg Wide Beam
4200LM 39W
4000°k
2600



FIG 6 -SMALL IGU INI LED
LUMINAIRE

TYPE C LUMINAIRE:
IGU INI
CAT NO.
JG3.BU87.715
2450LM 17W
1400 4000°k Grey

PLANNING ISSUE

Project No:
D4558

Drawing No:
ME.20

Revision no:
C

Title:
**Old Horse Hospital
East Elevation
Mechanical and Electrical Services
Proposed Works**

NOTES:

1. DIMENSIONS
Figured dimensions are to be taken in preference to scaled dimensions. All dimensions are to be verified on site prior to work commencing.

2. DISCREPANCIES
Any discrepancy is to be referred to the consultant *before* proceeding.

3. COPYRIGHT © 2017
Copyright in this drawing is the property of Michael Jones & Associates LLP and must not be reproduced nor amended nor used for the execution of any works whether in connection with the proposed works for which it is prepared or otherwise without the express consent of Michael Jones & Associates LLP. All rights reserved.

4. RELATED DOCUMENTS
This drawing shall be read in conjunction with the relevant written Specification of Works, accompanying Drawings, Room Data Sheets, Equipment Schedules and all other relevant documents connected to those works shown on this drawing.

KEY PLAN

C	20th June 2019	Planning Issue
B	30th May 2019	Planning Issue
A	28th April 2017	Preliminary Issue
-	31st Mar 2017	Preliminary Issue
No:	Date:	Amendment:
Revision:		

Michael Jones & Associates LLP
ENGINEERING CONSULTANTS

Crossway House
8 London Road, Reigate, Surrey, RH2 9HY.
Tel: +44(0)1737 245610 Fax: +44(0)1737 241142
e.mail: info@mjassociates.co.uk

Scale: 1:50@A1	Date: Jan 2017	Drawn: PM	Chkd: MJA
--------------------------	--------------------------	---------------------	---------------------

Client:
Stanley Sidings

Project:
**Stables Market
Camden**

Title:
**Old Horse Hospital
East Elevation
Mechanical and Electrical Services
Proposed Works**

Project No:
D4558

Drawing No:
ME.20

Revision No:
C



FIG 1 - HIGH LEVEL
IGU UNI LUMINAIRE

TYPE A LUMINAIRE:
IGU INI
CAT NO.
JG3.BV04.715
50 deg wide Beam
7000LM 58W 4000°K
3150.



FIG 2 - CCTV DOME CAMERA
AXIS P3225 LIVE NETWORK CAMERA

AXIS M30 Network Camera Series - Outdoor models
Outdoor-ready, fixed mini-domes with HDTV and 360°/180° panoramic views

- > Compact, vandal-resistant, outdoor-ready design
- > Wide-angle and 180°/360° panoramic views
- > HDTV-ready, integrated video
- > Built-in IR illumination
- > Day/Night functionality
- > Hardwired ports for external devices




FIG 3 - IP RATED WIFI ACCESS POINT
CISCO MERAKI MR72



FIG 4 - 2 X 10W IP65 TWINSPOT
EMERGENCY LUMINAIRE(SILVER)



FIG 5 - IGU INI LED LUMINAIRE

TYPE B LUMINAIRE:
IGU INI
CAT NO. JGBU98.14895
50 Deg Wide Beam
4200LM 39W
4000°K
2600

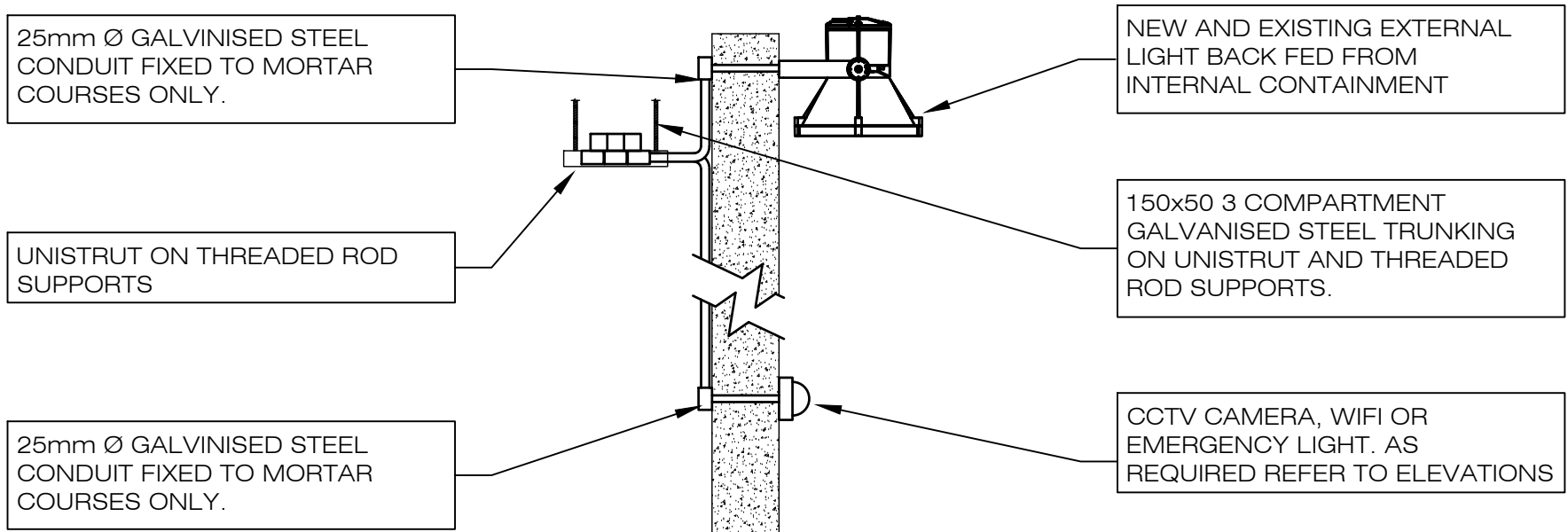
CityWoody > CityWoody wall mounted



FIG 6 - EXISTING IGU UNI LUMINAIRE TO BE
RETAINED



FIG 7 - EXISTING H/L IGU UNI LUMINAIRE TO BE RETAINED.
EXISTING EXTERNAL LIGHTING CABLING TO BE REMOVED
AND REROUTED INTERNALLY WITHIN THE BUILDING



DETAIL A
TYPICAL CONTAINMENT

ALL NEW EQUIPMENT TO BE
BACK FED FROM NEW
INTERNALLY ROUTED
CONTAINMENT. SEE DETAIL

150X50 3 COMPARTMENT
TRUNKING RUN INTERNALLY
FOR EXTERNAL LIGHTING AND
WIFI @ H/L WITHIN THE FIRST
FLOOR UNITS

NEW HIGH LEVEL LED
LANTERN LUMINAIRE - SEE FIG
1

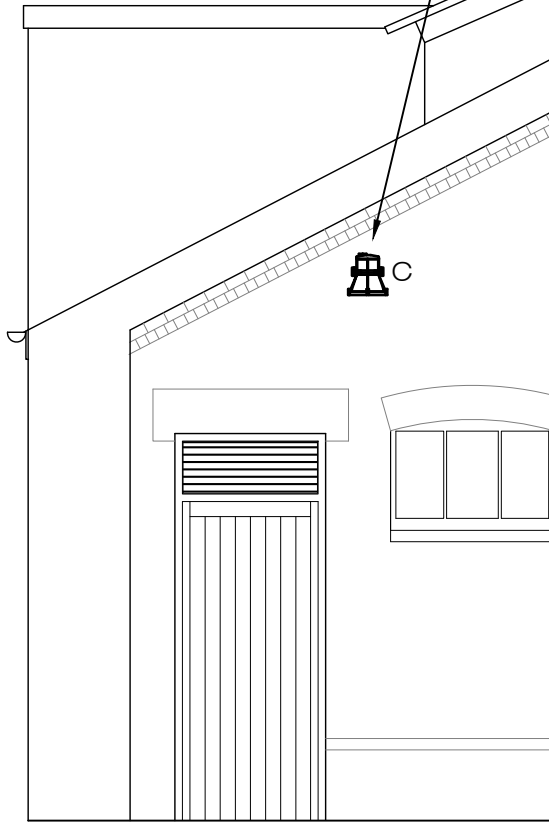
NEW IP67 WIFI ACCESS POINT
- SEE FIG 3

TWINSPOT LED EMERGENCY
LUMINAIRE - SEE FIG 4

NEW LOWER LEVEL LED
LANTERN LUMINAIRE - SEE
FIG 5

CABLING IN SURFACE GALVANISED
CONDUIT INTERNALLY TO THE
STRUCTURE

EXISTING RETAINED LED
LUMINAIRE TO BE RETAINED .
SEE FIG 6 & 7



UNIT 87

UNIT 88

UNIT 89

SOUTH ELEVATION

EXISTING
FLOOD LIGHT
REMOVED

EXISTING SURFACE CABLING
REMOVED AND RE-RUN IN NEW
INTERNALLY MOUNTED
CONTAINMENT

EXISTING SOCKET
REMOVED

EXISTING VERTICAL DRAINAGE
REMOVED AND RUN
INTERNAL TO UNITS TO SERVE
UPPER FLOOR

EXISTING SURFACE CABLING
REMOVED AND RE-RUN IN NEW
INTERNALLY MOUNTED
CONTAINMENT

CONTINUED ON SHEET 2 OF 3

Project No:	D4558	Drawing No:	ME.21	Revision no:	D
Title: Old Horse Hospital South Elevation (Sheet 1 of 3) Mechanical and Electrical Services Proposed Works					
NOTES:					
1. DIMENSIONS Figured dimensions are to be taken in preference to scaled dimensions. All dimensions are to be verified on site prior to work commencing.					
2. DISCREPANCIES Any discrepancy is to be referred to the consultant before proceeding.					
3. COPYRIGHT © 2016 Copyright in this drawing is the property of Michael Jones & Associates LLP and must not be reproduced nor amended nor used for the execution of any works whether in connection with the proposed works for which it is prepared or otherwise without the express consent of Michael Jones & Associates LLP. All rights reserved.					
4. RELATED DOCUMENTS This drawing shall be read in conjunction with the relevant written Specification of Works, accompanying Drawings, Room Data Sheets, Equipment Schedules and all other relevant documents connected to those works shown on this drawing.					
KEY PLAN 					
Revision table: D 14th June 2019 Planning Issue C 30th May 2019 Planning Issue B 21st Sept 2017 Preliminary Issue A 28th Apr 2017 Preliminary Issue - 31st Mar 2017 Preliminary Issue No: Date: Amendment: Revision:					
Michael Jones & Associates LLP ENGINEERING CONSULTANTS Grosvenor House 8 London Road, Reigate, Surrey, RH2 9HY. Tel: +44(0)1737 245610 Fax: +44(0)1737 241142 e.mail: info@mjassociates.co.uk					
Scale: 1:50@A1	Date: Nov 2016	Drawn: PM	Chkd: MJA	Client: Stanley Sidings	
Project: Stables Market Camden					
Title: Old Horse Hospital South Elevation (Sheet 1 of 3) Mechanical and Electrical Services Proposed Works					
Project No:	D4558	Drawing No:	ME.21	Revision No:	D

PROPOSED WORKS

PLANNING ISSUE



FIG 2 - CCTV DOME CAMERA
AXIS P3225 LIVE NETWORK CAMERA




FIG 3 - IP RATED WIFI ACCESS POINT
CISCO MERAKI MR72

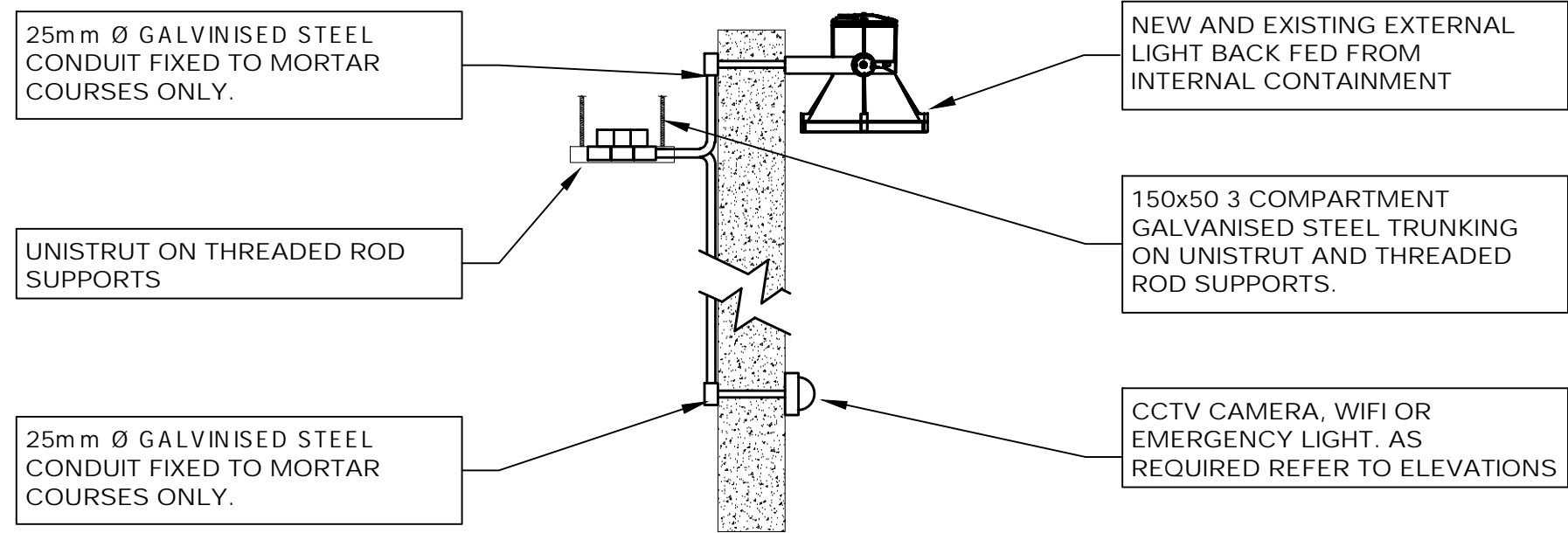


FIG 4 - 2 X 10W IP65 TWINSPOOT
EMERGENCY LUMINAIRE(SILVER)

CityWoody > CityWoody wall mounted



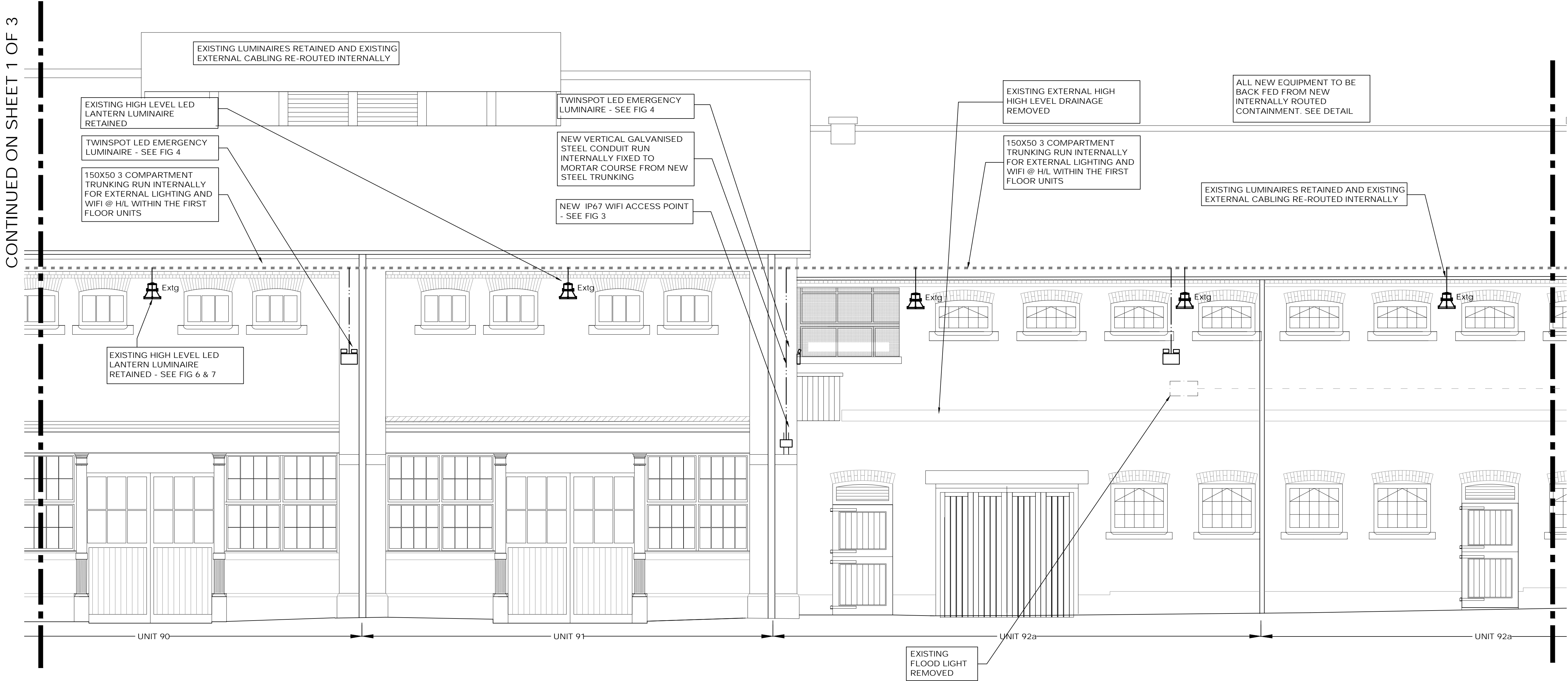
FIG 6 - EXISTING IGUZZUNI LUMINAIRE TO BE
RETAINED



DETAIL A
TYPICAL CONTAINMENT



FIG 7 - EXISTING H/L IGUZZUNI LUMINAIRES TO BE RETAINED.
EXISTING EXTERNAL LIGHTING CABLING TO BE REMOVED
AND REROUTED INTERNALLY WITHIN THE BUILDING. LOW
LEVEL FLOOD LIGHT TO BE REMOVED



SOUTH ELEVATION

PROPOSED WORKS

PLANNING ISSUE

Project No:
D4558

Drawing No:
ME.22

Revision no:
E

Title:
**Old Horse Hospital
South Elevation (Sheet 2 of 3)
Mechanical and Electrical Services
Proposed works**

NOTES:

1. **DIMENSIONS**
Figured dimensions are to be taken in preference to scaled dimensions. All dimensions are to be verified on site prior to work commencing.

2. **DISCREPANCIES**
Any discrepancy is to be referred to the consultant *before* proceeding.

3. **COPYRIGHT © 2016**
Copyright in this drawing is the property of Michael Jones & Associates LLP and must not be reproduced nor amended nor used for the execution of any works whether in connection with the proposed works for which it is prepared or otherwise without the express consent of Michael Jones & Associates LLP. All rights reserved.

4. **RELATED DOCUMENTS**
This drawing shall be read in conjunction with the relevant written Specification of Works, accompanying Drawings, Room Data Sheets, Equipment Schedules and all other relevant documents connected to those works shown on this drawing.

KEY PLAN

E	17th July 2019	Planning Issue
D	14th June 2019	Planning Issue
C	30th May 2019	Planning Issue
B	21st Sept 2017	Preliminary Issue
A	28th Apr 2017	Preliminary Issue
-	31st Mar 2017	Preliminary Issue
No:	Date:	Amendment:
Revision:		

Michael Jones & Associates LLP
ENGINEERING CONSULTANTS

Crossway House
8 London Road, Reigate, Surrey, RH2 9HY.
Tel: +44(0)1737 245610 Fax: +44(0)1737 241142
e.mail: info@mjassociates.co.uk

Scale:
1:50@A1

Date:
Nov 2016

Drawn:
PM

Chkd:
MJA

Client:
Stanley Sidings

Project:
**Stables Market
Camden**

Title:
**Old Horse Hospital
South Elevation (Sheet 2 of 3)
Mechanical and Electrical Services
Proposed Works**

Project No:
D4558

Drawing No:
ME.22

Revision No:
E



FIG 1 - HIGH LEVEL
IGU UNI LUMINAIRE

TYPE A LUMINAIRE:
IGU UNI
CAT NO.
JG3.BV04.715
50 deg wide Beam
7000LM 58W 4000°K
3150.



FIG 2 - CCTV DOME CAMERA
AXIS P3225 LIVE NETWORK CAMERA




FIG 3 - IP RATED WIFI ACCESS POINT
CISCO MERAKI MR72



FIG 4 - 2 X 10W IP65 TWINSPOOT
EMERGENCY LUMINAIRE(SILVER)



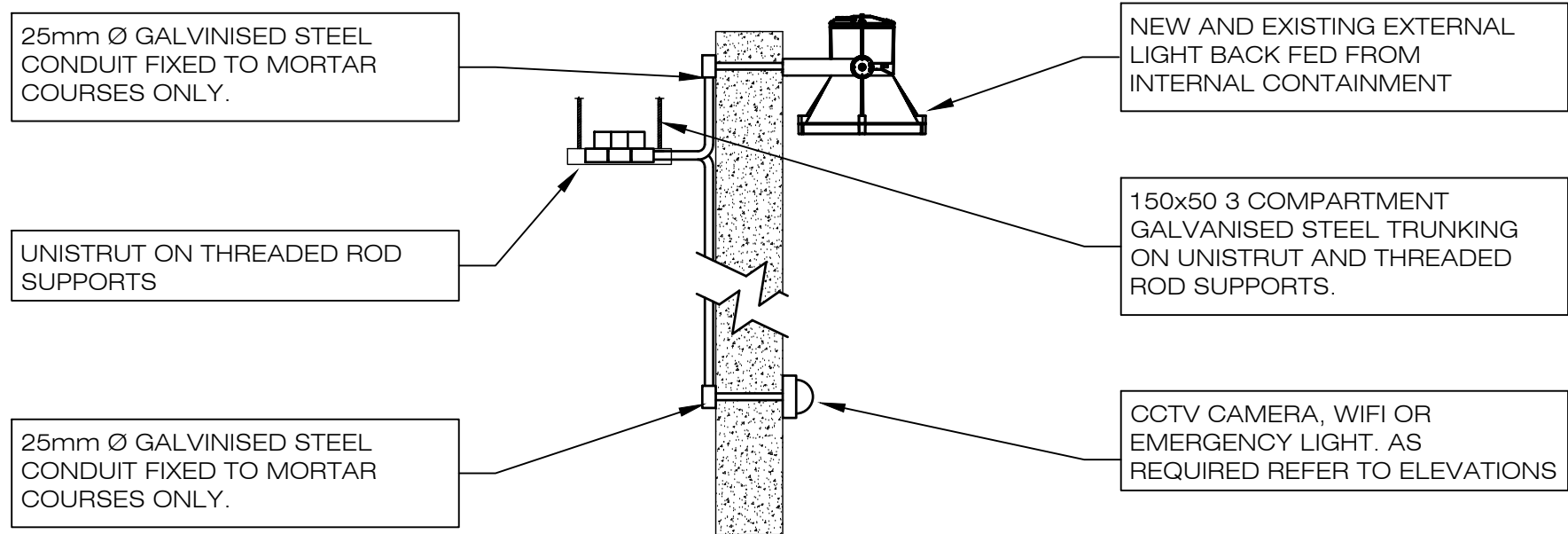
FIG 5 - IGU UNI LED LUMINAIRE

TYPE B LUMINAIRE:
IGU UNI
CAT NO. JGBU98.14895
50 Deg Wide Beam
4200LM 39W
4000°k
2600

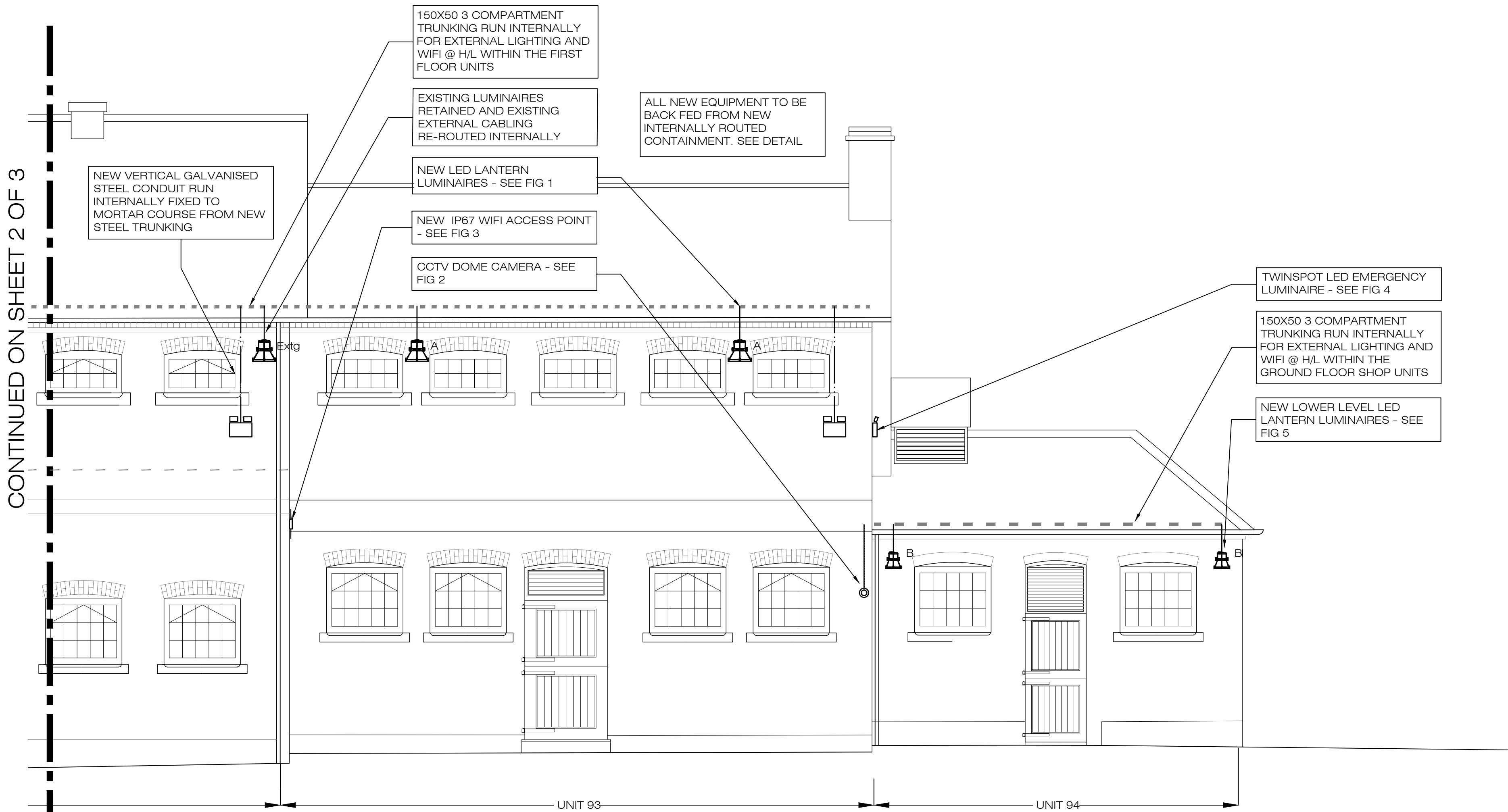
CityWoody > CityWoody wall mounted



FIG 6 - EXISTING IGU UNI LUMINAIRE TO BE
RETAINED



DETAIL A
TYPICAL CONTAINMENT



SOUTH ELEVATION


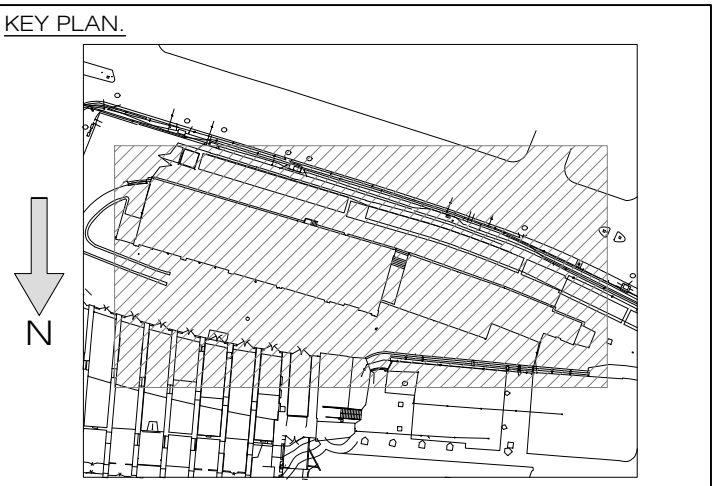
PROPOSED WORKS

PLANNING ISSUE

Project No:	D4558	Drawing No:	ME.23	Revision no:	D
-------------	-------	-------------	-------	--------------	---

Title:
Old Horse Hospital
South Elevation (Sheet 3 of 3)
Mechanical and Electrical Services
Proposed Works

- NOTES:
- DIMENSIONS**
Figured dimensions are to be taken in preference to scaled dimensions. All dimensions are to be verified on site prior to work commencing.
 - DISCREPANCIES**
Any discrepancy is to be referred to the consultant before proceeding.
 - COPYRIGHT © 2016**
Copyright in this drawing is the property of Michael Jones & Associates LLP and must not be reproduced nor amended nor used for the execution of any works whether in connection with the proposed works for which it is prepared or otherwise without the express consent of Michael Jones & Associates LLP. All rights reserved.
 - RELATED DOCUMENTS**
This drawing shall be read in conjunction with the relevant written Specification of Works, accompanying Drawings, Room Data Sheets, Equipment Schedules and all other relevant documents connected to those works shown on this drawing.



D	14th June 2019	Planning Issue
C	30th May 2019	Planning Issue
B	21st Sept 2017	Preliminary Issue
A	28th Apr 2017	Preliminary Issue
-	31st Mar 2017	Preliminary Issue
No:	Date:	Amendment:
Revision:		

Michael Jones & Associates LLP
ENGINEERING CONSULTANTS
Grosaway House
8 London Road, Reigate, Surrey, RH2 9HY.
Tel: +44(0)1737 245610 Fax: +44(0)1737 241142
e.mail: info@mjaassociates.co.uk

Scale:	Date:	Drawn:	Chkd:
1:50@A1	Nov 2016	PM	MJA

Client:
Stanley Sidings

Project:
Stables Market
Camden

Title:
Old Horse Hospital
South Elevation (Sheet 3 of 3)
Mechanical and Electrical Services
Proposed Works

Project No:	D4558	Drawing No:	ME.23	Revision No:	D
-------------	-------	-------------	-------	--------------	---

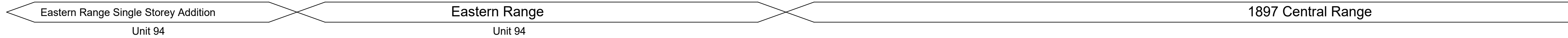
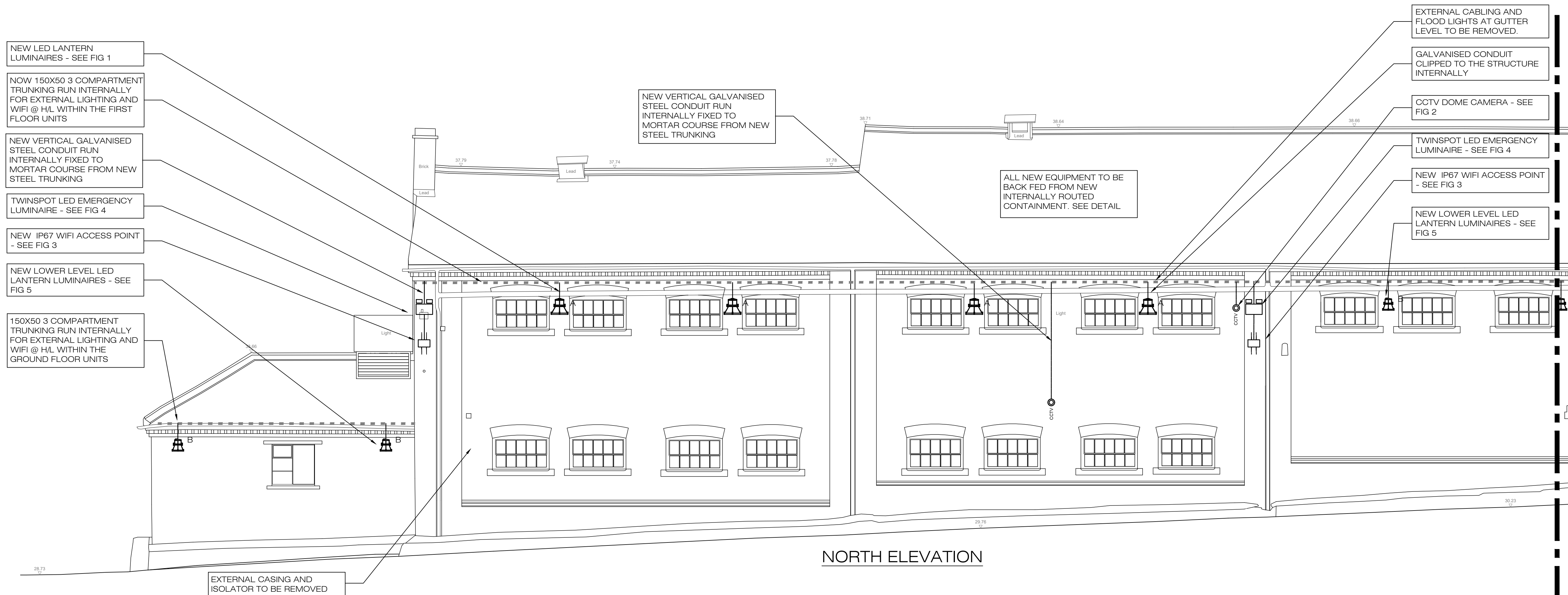


FIG 1 - HIGH LEVEL
IGU INI LUMINAIRE

TYPE A LUMINAIRE:
IGU INI
CAT NO.
JG3.BV04.715
50 deg wide Beam
7000LM 58W 4000°K
3150.



FIG 2 - CCTV DOME CAMERA
AXIS P3225 LIVE NETWORK CAMERA




FIG 3 - IP RATED WIFI ACCESS POINT
CISCO MERAKI MR72

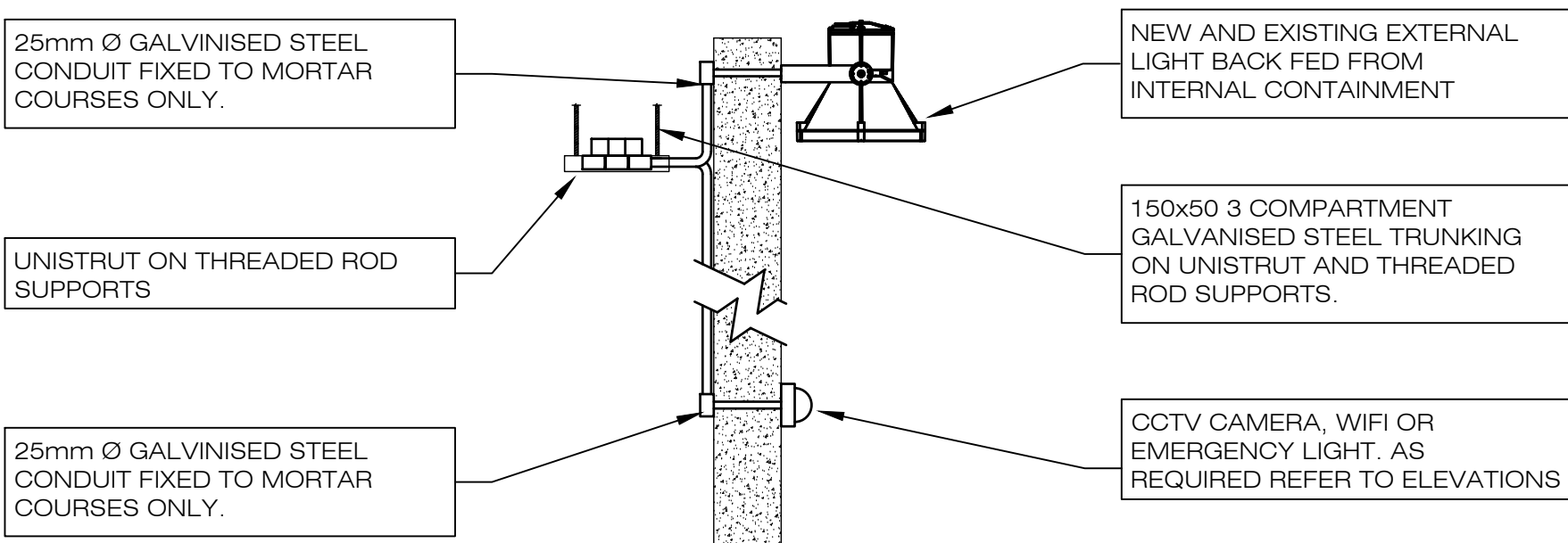


FIG 4 - 2 X 10W IP65 TWINSPOT
EMERGENCY LUMINAIRE(SILVER)



FIG 5 - IGU INI LED LUMINAIRE

TYPE B LUMINAIRE:
IGU INI
CAT NO. JGBU98.14895
50 Deg Wide Beam
4200LM 39W
4000°K
2600



DETAIL A
TYPICAL CONTAINMENT

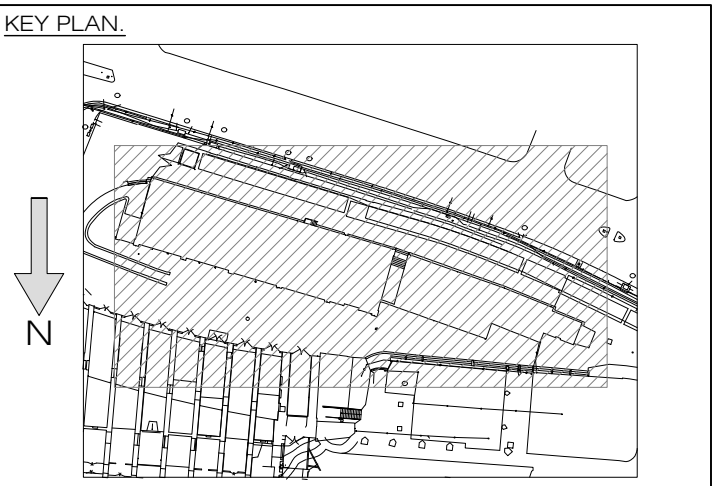
PROPOSED WORKS

PLANNING ISSUE

Project No:	D4558	Drawing No:	ME.24	Revision no:	C
-------------	-------	-------------	-------	--------------	---

Title:
Old Horse Hospital
North Elevation (Sheet 1 of 3)
Mechanical and Electrical Services
Proposed Works

- NOTES:
- DIMENSIONS**
Figured dimensions are to be taken in preference to scaled dimensions. All dimensions are to be verified on site prior to work commencing.
 - DISCREPANCIES**
Any discrepancy is to be referred to the consultant before proceeding.
 - COPYRIGHT © 2016**
Copyright in this drawing is the property of Michael Jones & Associates LLP and must not be reproduced nor amended nor used for the execution of any works whether in connection with the proposed works for which it is prepared or otherwise without the express consent of Michael Jones & Associates LLP. All rights reserved.
 - RELATED DOCUMENTS**
This drawing shall be read in conjunction with the relevant written Specification of Works, accompanying Drawings, Room Data Sheets, Equipment Schedules and all other relevant documents connected to those works shown on this drawing.



C	14th June 2019	Planning Issue
B	30th May 2019	Planning Issue
A	28th Apr 2017	Preliminary Issue
-	31st Mar 2017	Preliminary Issue
No:	Date:	Amendment:
Revision:		

Michael Jones & Associates LLP
ENGINEERING CONSULTANTS

Crossey House
8 London Road, Reigate, Surrey, RH2 9HY.
Tel: +44(0)1737 245610 Fax: +44(0)1737 241142
e.mail: info@mjassociates.co.uk

Scale:	Date:	Drawn:	Chkd:
1:50@A1	Jan 2017	PM	MJA

Client:
Stanley Sidings

Project:
Stables Market
Camden

Title:
Old Horse Hospital
North Elevation (Sheet 1 of 3)
Mechanical and Electrical Services
Proposed Works

Project No:	D4558	Drawing No:	ME.24	Revision No:	C
-------------	-------	-------------	-------	--------------	---



NORTH ELEVATION

CONTINUED ON SHEET 3 OF 3



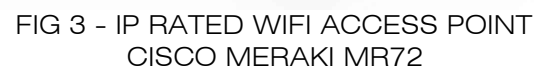
AXIS M30 Network Camera Series - Outdoor models

Outdoor-ready, fixed mini-domes with HDTV and 360°/180° panoramic views



- Compact, vandal-resistant, mini-dome design
- Wide-angle and 360°/180° panoramic views
- HDTVMulti-megapixel video
- Built-in IR illumination
- Daylight Illuminator
- Integrated ports for external devices

FIG 2 - CCTV DOME CAMERA
AXIS P3225 LIVE NETWORK CAMERA



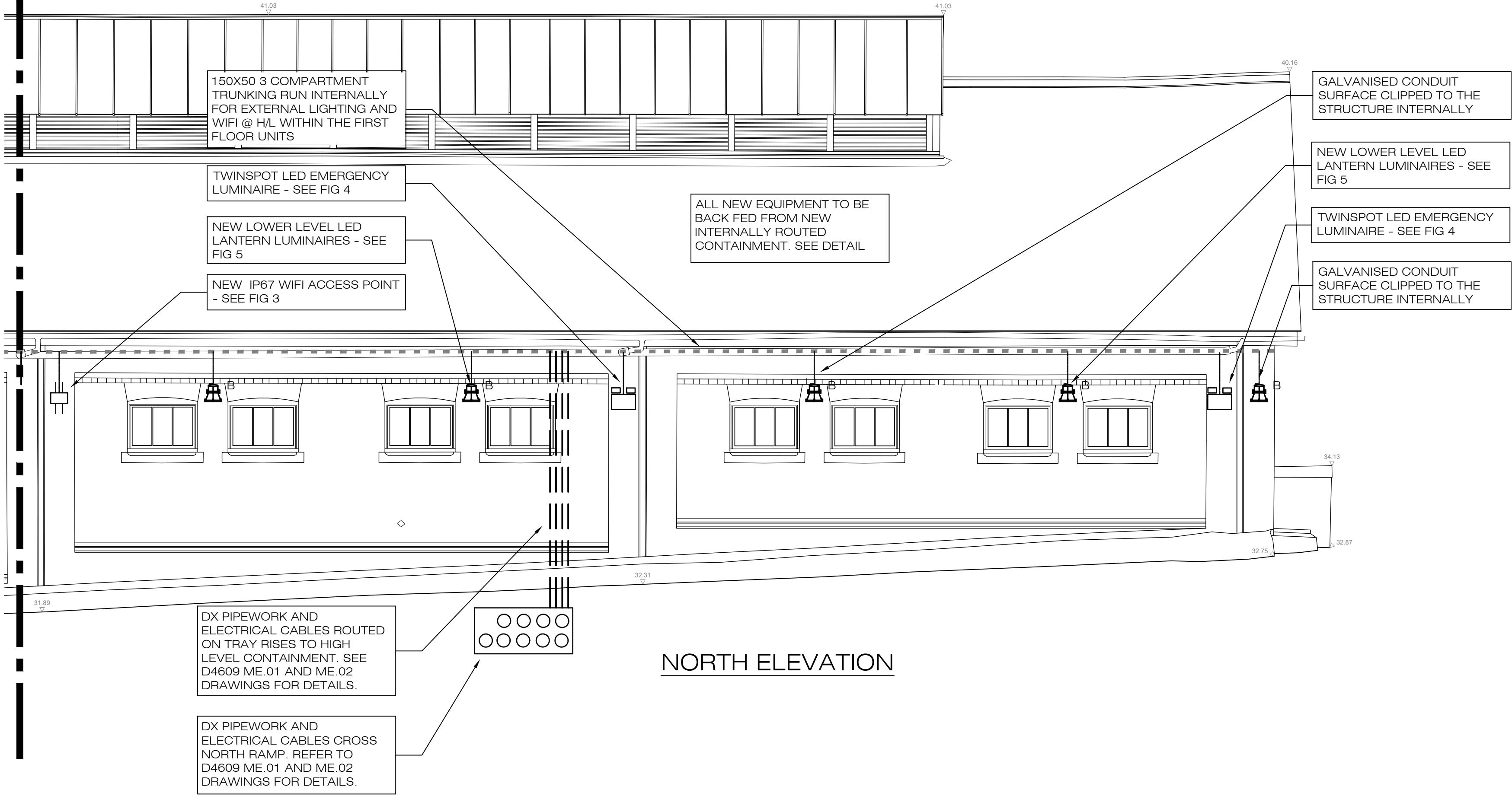
TYPE B LUMINAIRE:
IGU INI
CAT NO. JGBU98.14895
50 Deg Wide Beam
4200LM 39W
4000°k
260Ø



PROPOSED WORKS

PLANNING ISSUE

CONTINUED ON SHEET 2 OF 3



NORTH ELEVATION

1882 Western Range



FIG 1 - HIGH LEVEL
IGU UNI LUMINAIRE

TYPE A LUMINAIRE:
IGU INI
CAT NO.
JG3.BV04.715
50 deg wide Beam
7000LM 58W 4000°K
315Ø.



FIG 2 - CCTV DOME CAMERA
AXIS P3225 LIVE NETWORK CAMERA




FIG 3 - IP RATED WIFI ACCESS POINT
CISCO MERAKI MR72

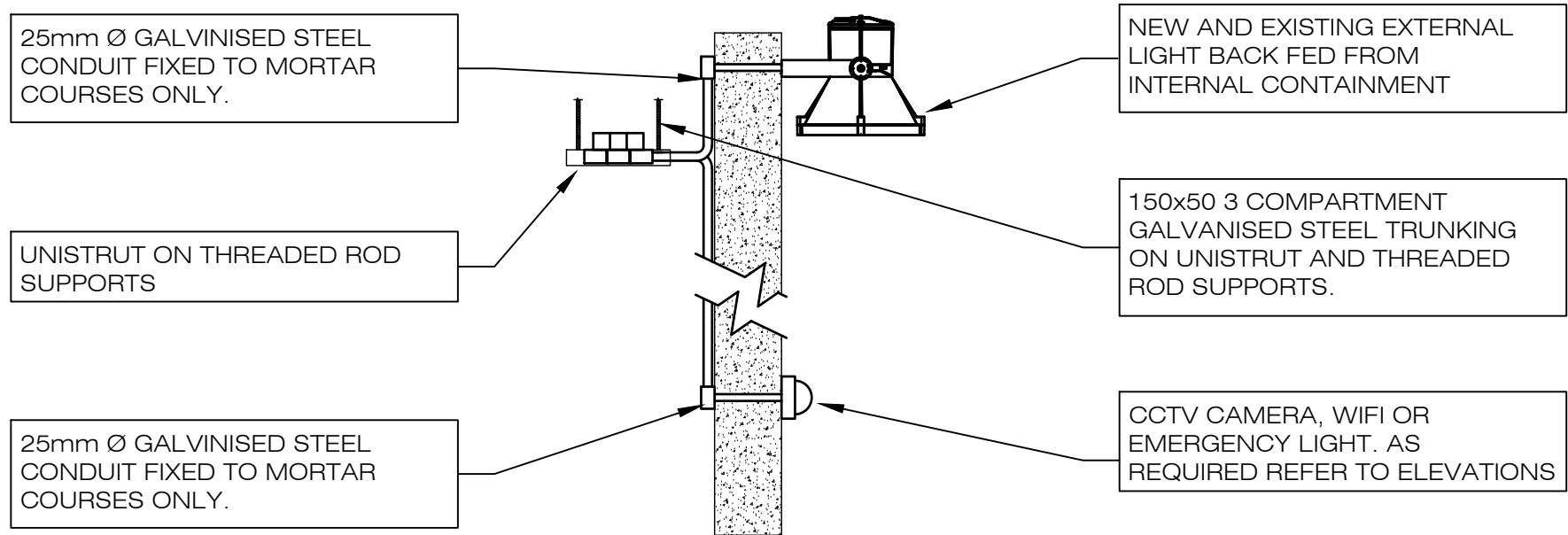


FIG 4 - 2 X 10W IP65 TWINSPOOT
EMERGENCY LUMINAIRE(SILVER)



FIG 5 - IGU INI LED LUMINAIRE

TYPE B LUMINAIRE:
IGU INI
CAT NO. JGBU98.14895
50 Deg Wide Beam
4200LM 39W
4000°K
260Ø



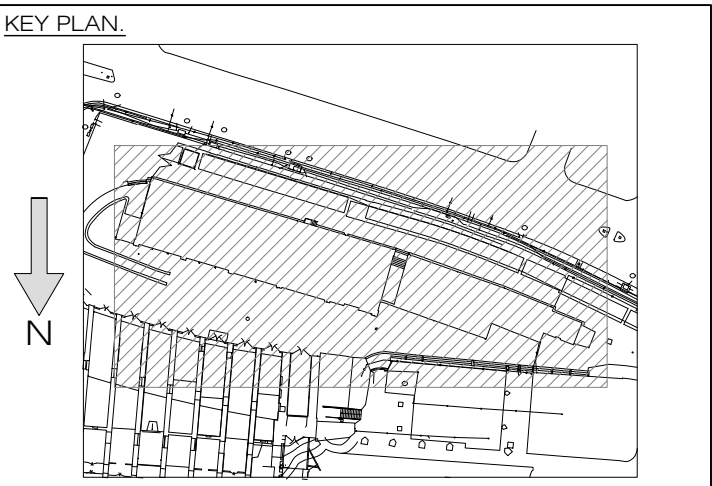
DETAIL A
TYPICAL CONTAINMENT

PROPOSED WORKS

Project No:	Drawing No:	Revision no:
D4558	ME.26	C

Title:
Old Horse Hospital
North Elevation (Sheet 3 of 3)
Mechanical and Electrical Services
Proposed Works

- NOTES:
- DIMENSIONS**
Figured dimensions are to be taken in preference to scaled dimensions. All dimensions are to be verified on site prior to work commencing.
 - DISCREPANCIES**
Any discrepancy is to be referred to the consultant before proceeding.
 - COPYRIGHT © 2016**
Copyright in this drawing is the property of Michael Jones & Associates LLP and must not be reproduced nor amended nor used for the execution of any works whether in connection with the proposed works for which it is prepared or otherwise without the express consent of Michael Jones & Associates LLP. All rights reserved.
 - RELATED DOCUMENTS**
This drawing shall be read in conjunction with the relevant written Specification of Works, accompanying Drawings, Room Data Sheets, Equipment Schedules and all other relevant documents connected to those works shown on this drawing.



C	14th June 2019	Planning Issue
B	30th May 2019	Planning Issue
A	28th Apr 2017	Preliminary Issue
-	31st Mar 2017	Preliminary Issue
No:	Date:	Amendment:
Revision:		

Michael Jones & Associates LLP
ENGINEERING CONSULTANTS
Crosaway House
8 London Road, Reigate, Surrey, RH2 9HY.
Tel: +44(0)1737 245610 Fax: +44(0)1737 241142
e.mail: info@mjassociates.co.uk

Scale:	Date:	Drawn:	Chkd:
1:50@A1	Jan 2017	PM	MJA

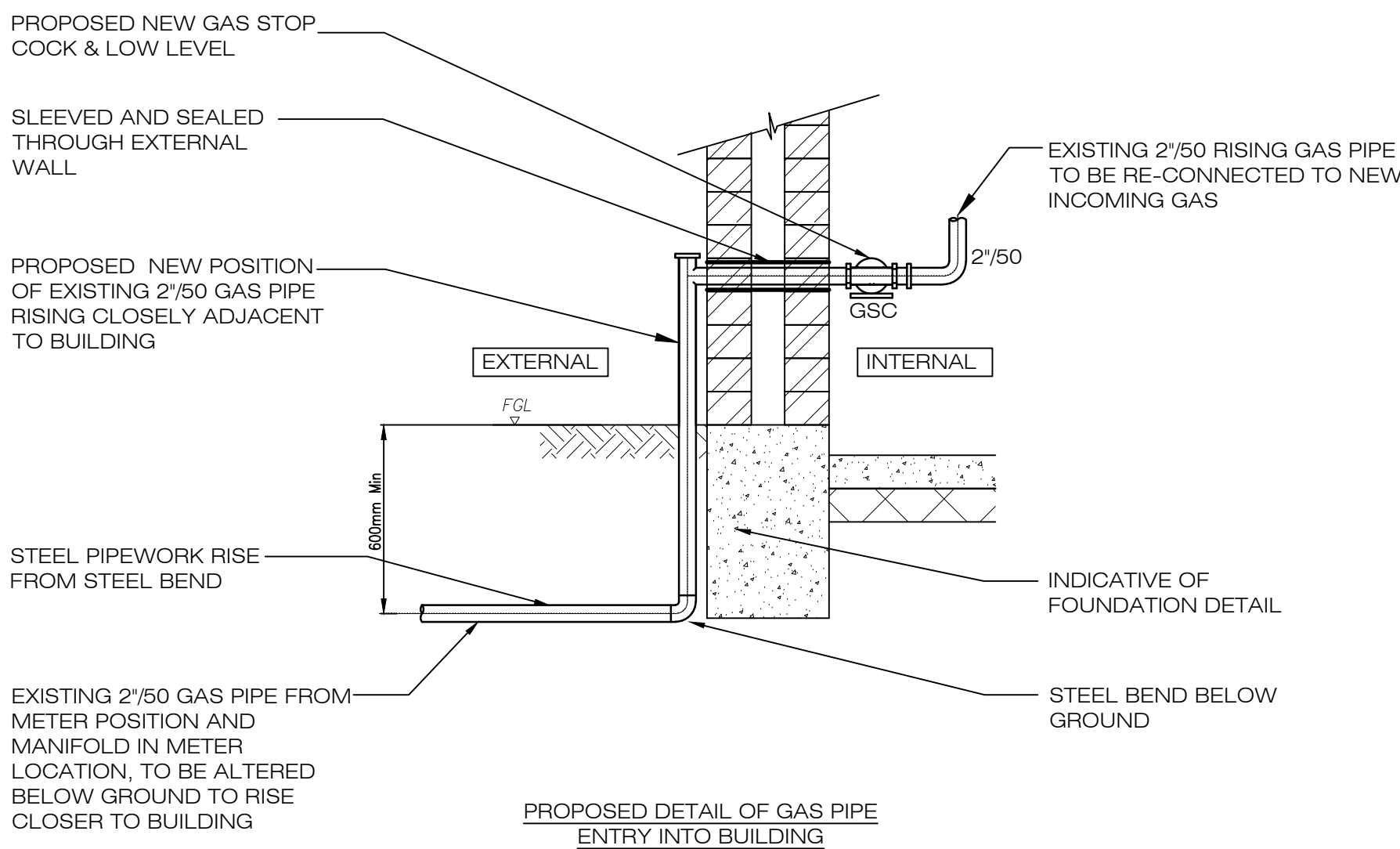
Client:
Stanley Sidings

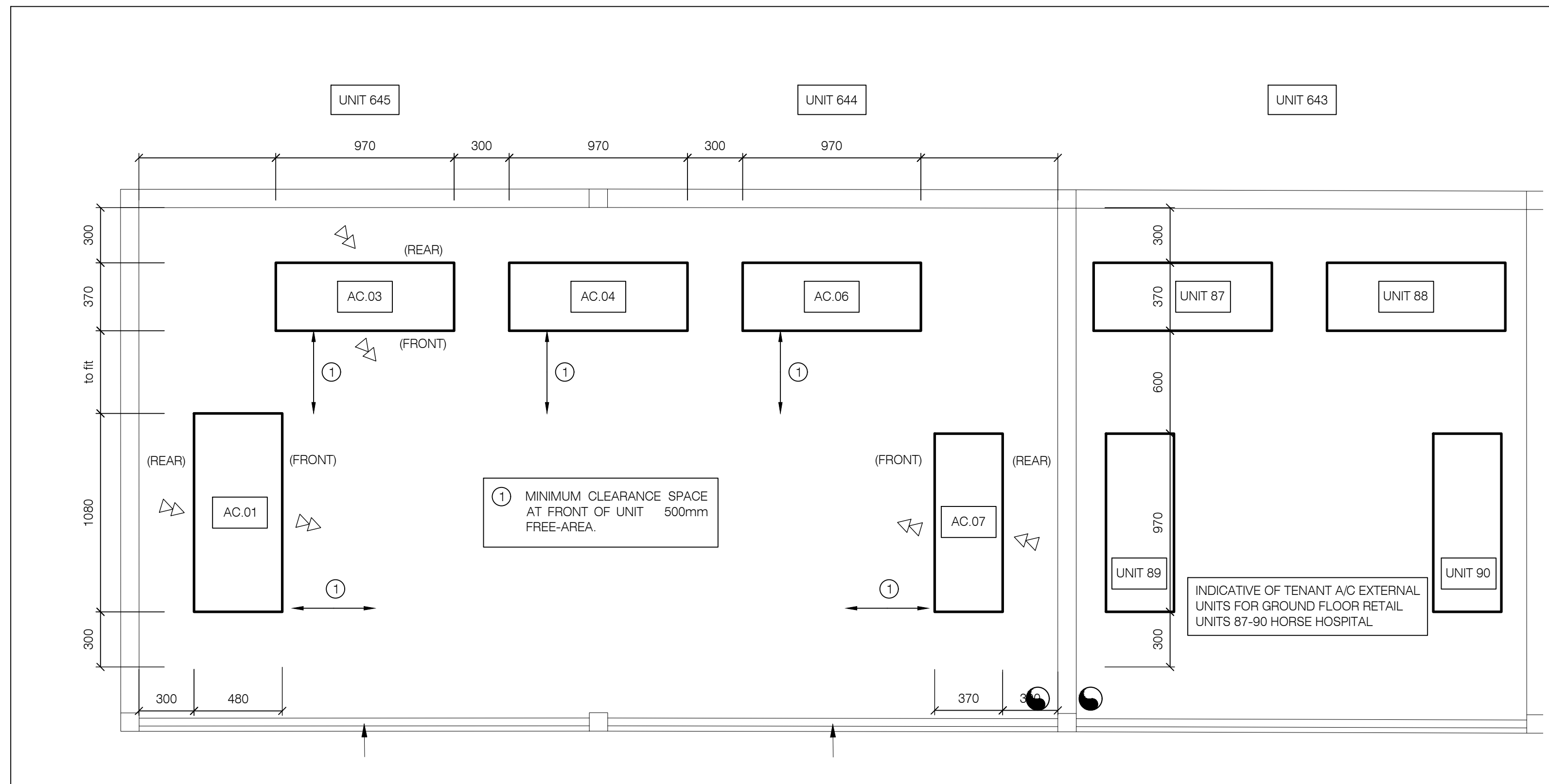
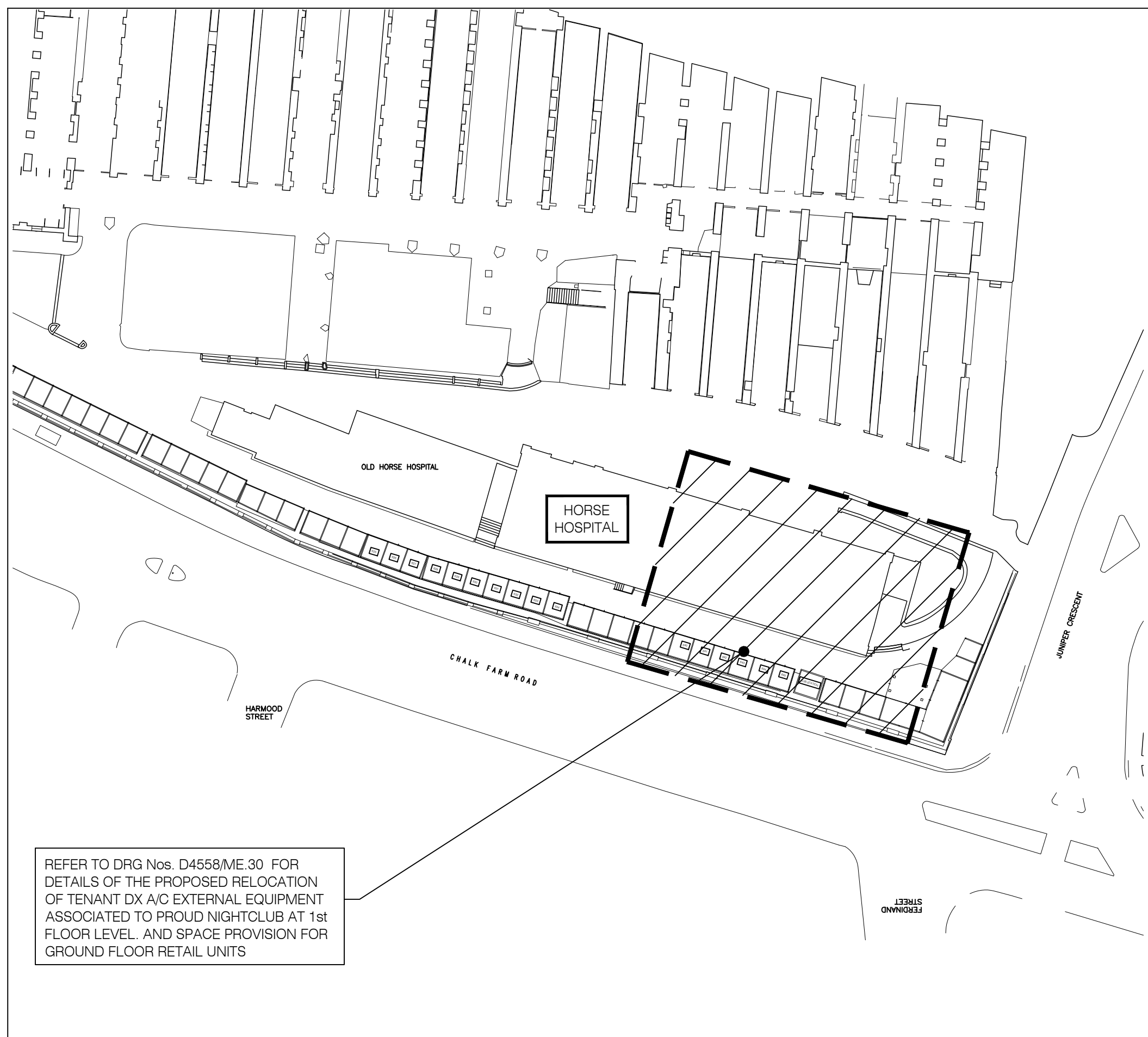
Project:
Stables Market
Camden

Title:
Old Horse Hospital
North Elevation (Sheet 3 of 3)
Mechanical and Electrical Services
Proposed Works

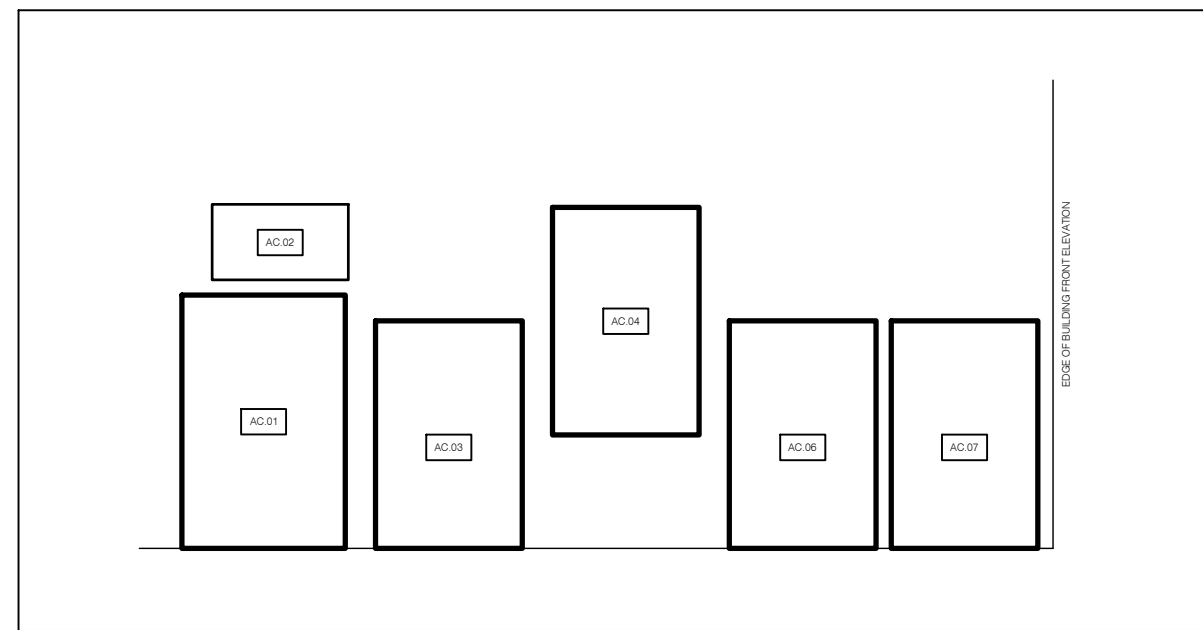
Project No:	Drawing No:	Revision No:
D4558	ME.26	C

PLANNING ISSUE





DETAIL 'B'
NORTH RAMP LEVEL PROPOSED PLAN LAYOUT OF RELOCATED EXTERNAL
A/C UNITS FOR PROUD UNIT AND PROVISION FOR RETAIL UNITS 87-90
GROUND FLOOR HORSE HOSPITAL
Scale 1:20



DETAIL 'A'

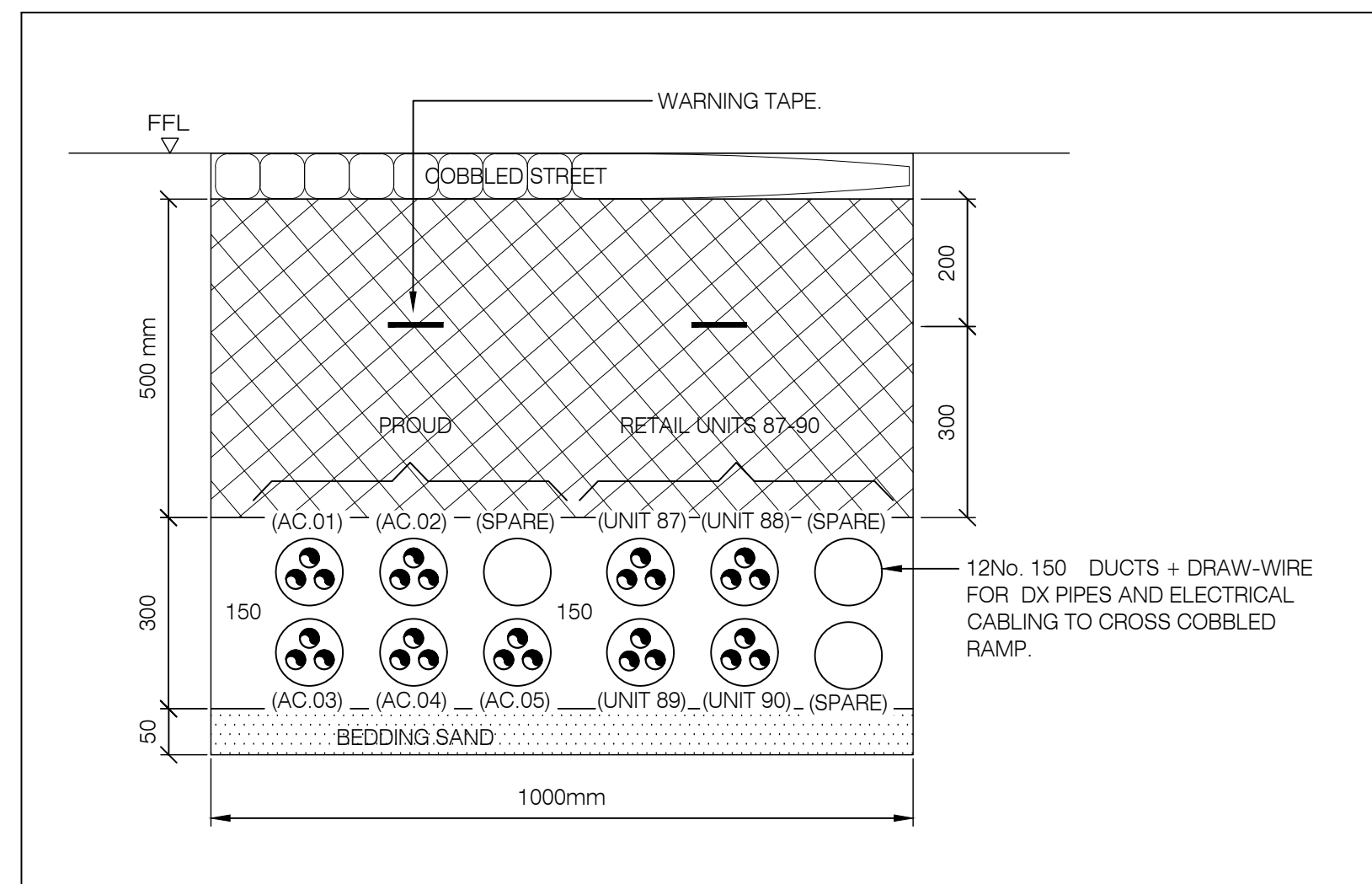
SCHEMATIC ELEVATION OF EXISTING EXTERNAL DX A/C EQUIPMENT
SERVING PROUD NIGHTCLUB AT 1st FLOOR LEVEL

Scale 1:50



ITEM 126:
EXISTING A/C EXTERNAL UNITS TO BE
RELOCATED TO APPROVED LOCATION REFER TO
DRAWING D4558/ME.30

AC.01	MITSUBISHI HEAVY INDUSTRIES, 8HP MODEL : FDC224KXE6 (R410a) AT 1675mm HIGH x 1080mm WIDE x 480mm DEEP (SERVING 1st FLOOR LEVEL - CENTRAL AREA). <ul style="list-style-type: none"> • 22.4kW COOLING / 26 kW HEATING • STARTING CURRENT 5 AMPS • MAX RUNNING CURRENT 9.85 AMPS
AC.02	SERVES GROUND FLOOR OFFICES : NOT TO BE RELOCATED - TO BE DECOMMISSIONED + REMOVED.
AC.03	MITSUBISHI HEAVY INDUSTRIES, 10 HP MODEL : FDC250VSA (R410a) AT 1505mm HIGH x 970mm WIDE x 370mm DEEP (2016) (SERVING 1st FLOOR LEVEL - FAR END OF NIGHTCLUB). <ul style="list-style-type: none"> • 24.0kW COOLING / 27 kW HEATING • STARTING CURRENT 5 AMPS • MAX RUNNING CURRENT 27 AMPS • 3 PHASE
AC.04	MITSUBISHI HEAVY INDUSTRIES, 10 HP MODEL : FDC250VSA (R410a) AT 1505mm HIGH x 970mm WIDE x 370mm DEEP (2016) (SERVING 1st FLOOR LEVEL - FAR END OF NIGHTCLUB). <ul style="list-style-type: none"> • 24.0kW COOLING / 27 kW HEATING • STARTING CURRENT 5 AMPS • MAX RUNNING CURRENT 27 AMPS • 3 PHASE
AC.06	MITSUBISHI HEAVY INDUSTRIES, 10 HP MODEL : FDC250VSA (R410a) AT 1505mm HIGH x 970mm WIDE x 370mm DEEP (2016) (SERVING 1st FLOOR LEVEL - FAR END OF NIGHTCLUB). <ul style="list-style-type: none"> • 24.0kW COOLING / 27 kW HEATING • STARTING CURRENT 5 AMPS • MAX RUNNING CURRENT 27 AMPS • 3 PHASE
AC.07	MITSUBISHI HEAVY INDUSTRIES, 10 HP MODEL : FDC250VSA (R410a) AT 1505mm HIGH x 970mm WIDE x 370mm DEEP (2016) (SERVING 1st FLOOR LEVEL - FAR END OF NIGHTCLUB). <ul style="list-style-type: none"> • 24.0kW COOLING / 27 kW HEATING • STARTING CURRENT 5 AMPS • MAX RUNNING CURRENT 27 AMPS • 3 PHASE



PROPOSED DUCTED A/C PIPES AND ELECTRICAL SERVICES CABLES BENEATH COBBLED RAMP BETWEEN HORSE HOSPITAL AT 1st FLOOR LEVEL AND PROPOSED LOCATION OF RELOCATED EXTERNAL A/C EQUIPMENT FROM PROUD NIGHT CLUB, AND PROPOSED EXTERNAL A/C EQUIPMENT FOR RETAIL UNITS
87-90 REFER DRAWING D4558/ME.30

PLANNING ISSUE

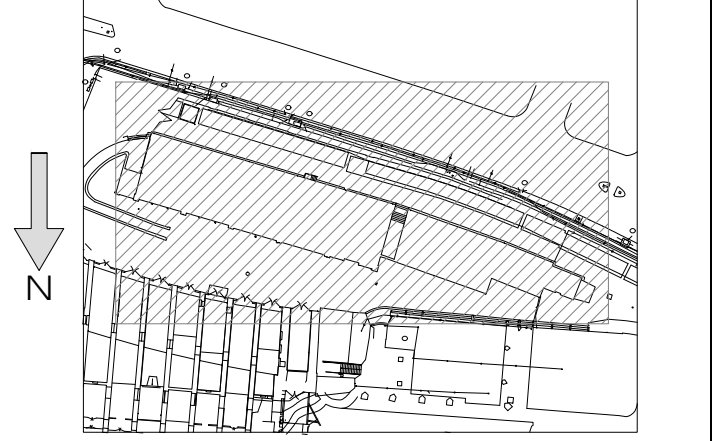
Project No: D4558	Drawing No: ME.29	Revision no: A
--------------------------	--------------------------	-----------------------

Title:
Site Plan
Horse Hospital : Existing Equipment
Layout & Proposed Relocation Of
External A/C Equipment

NOTES:

1. **DIMENSIONS**
[Drawing] dimensions are to be taken in preference to scaled dimensions. All dimensions are to be verified on site prior to work commencing.
2. **DISCREPANCIES**
Any discrepancy is to be referred to the consultant before proceeding.
3. **COPYRIGHT © 2019**
Copyright in this drawing is the property of Michael Jones & Associates LLP and must not be reproduced nor amended nor used for the execution of any works, whether in connection with the proposed works for which it is prepared or otherwise without the express consent of Michael Jones & Associates LLP. All rights reserved.
4. **RELATED DOCUMENTS**
This drawing shall be read in conjunction with any related written Specification of Works, accompanying Drawings, Method Statements, Equipment Schedules and all other relevant documents connected to those works shown on this drawing.

KEY PLAN.



A	28th Oct 2019	Planning Issue
No:	Date:	Amendment:
Revision:		

Michael Jones & Associates LLP
ENGINEERING CONSULTANTS

Crossway House
8 London Road, Reigate, Surrey, RH2 9HY.
Tel: +44(0)1737 245610 Fax: +44(0)1737 241142
e.mail: info@mjassociates.co.uk

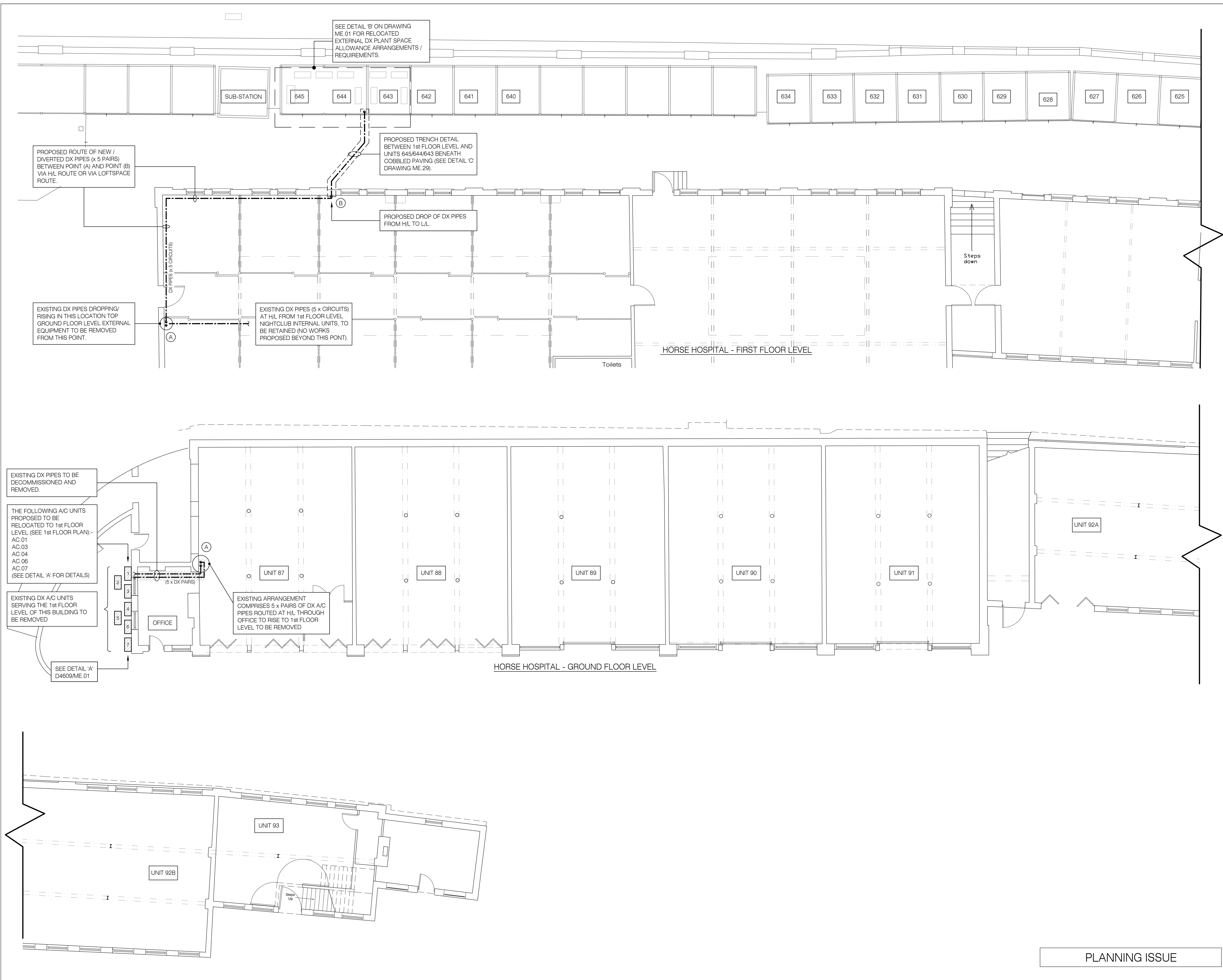
Scale: 1:500@A1	Date: Aug 2019	Drawn: AM	Chkd: MJA
--------------------	-------------------	--------------	--------------

Client: Stanley Sidings Ltd

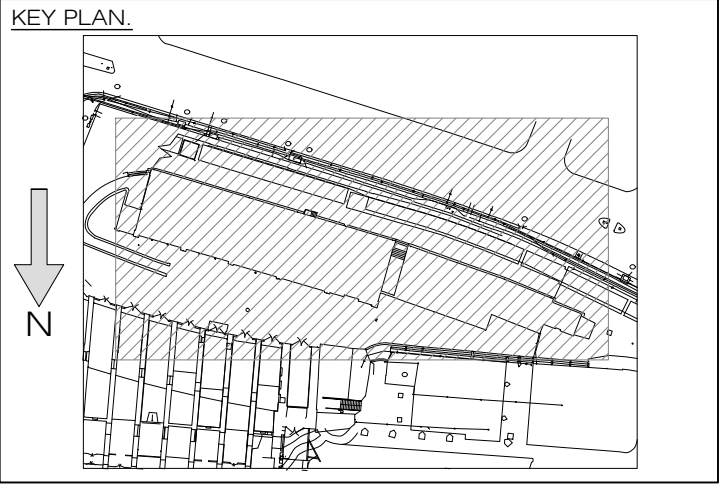
Project:
The Stables Market
Chalk Farm Road,
London, NW1 8AH

Title:
Site Plan
Horse Hospital : Existing equipment
Layout & Proposed Relocation Of
External A/C Equipment

Project No: D4558	Drawing No: ME.29	Revision No: A
----------------------	----------------------	-------------------



- NOTES:
- DIMENSIONS**
Figured dimensions are to be taken in preference to scaled dimensions. All dimensions are to be verified on site prior to work commencing.
 - DISCREPANCIES**
Any discrepancy is to be referred to the consultant before proceeding.
 - COPYRIGHT © 2016**
Copyright in this drawing is the property of Michael Jones & Associates LLP and must not be reproduced nor amended nor used for the execution of any works whether in connection with the proposed works for which it is prepared or otherwise without the express consent of Michael Jones & Associates LLP. All rights reserved.
 - RELATED DOCUMENTS**
This drawing shall be read in conjunction with any related written Specification of Works, accompanying Drawings, Room Data Sheets, Equipment Schedules and all other relevant documents connected to those works shown on this drawing.



A	28th Oct 2019	Planning Issue
No:	Date:	Amendment:
Revision:		

Michael Jones & Associates LLP
ENGINEERING CONSULTANTS

Grosesway House
8 London Road, Reigate, Surrey, RH2 9HY.
Tel: +44(0)1737 245610 Fax: +44(0)1737 241142
e.mail: info@mjassociates.co.uk

Scale:	Date:	Drawn:	Chkd:
1:100@A1	Aug 2019	AM	MJA

Client:
Stanley Sidings Ltd

Project:
The Stables Market
Chalk Farm Road,
London, NW1 8AH

Title:
Old Horse Hospital
Ground And First Floors
Proposed Relocation Of A/C Condensor
Plant Serving Proud Nightclub