


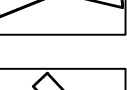

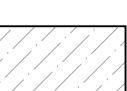
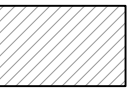
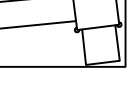
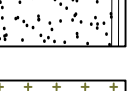
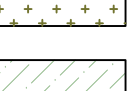
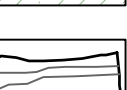

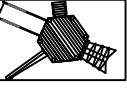



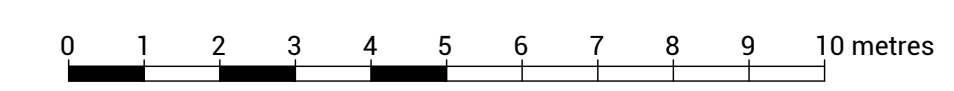


- KEY**
-  Existing trees (numbers ref: Arbortrack tree list and report 12.9.19)
 -  Existing close mown grass or made good
 -  Existing timber chestnut pale fence, 1.5 metre height, to boundary.
 -  Existing timber pale gate 1.5 metre height
 -  Existing timber seats
 -  Existing rubbish bins
 -  Existing rubber grass mat retained or made good
 -  Existing resin bound rubber crumb ('Tiger Mulch') surface to path
 -  Existing timber & steel play equipment
 -  Existing sand pit with raised plastic edge
 -  Proposed meadow grass area with native wildflowers appropriate to the Heath
 -  Proposed grass mat surfacing to new play equipment
 -  Proposed natural log and trunk edging to extended sand area and for informal play and seating
 -  Proposed sand area excavated into existing grass
 -  Proposed timber multiplay unit, 1.5 metre platform height
 -  Proposed woven willow structure



Rev	Date	Revision Notes

Project Vale of Health Play Area	Drawing Title Proposed Layout	Date 30.10.19	Scale 1:100 @ A1
Client City of London Corporation	Drawing status PLANNING	Drawing number 066_P_05	Drawn by SW

Sioned Williams Landscape Design
 33A Fortess Road
 London
 NW5 1AD
 sioned@sionedwilliams.net 020 7485 1806
 http://sionedwilliams.net 07759 393 147