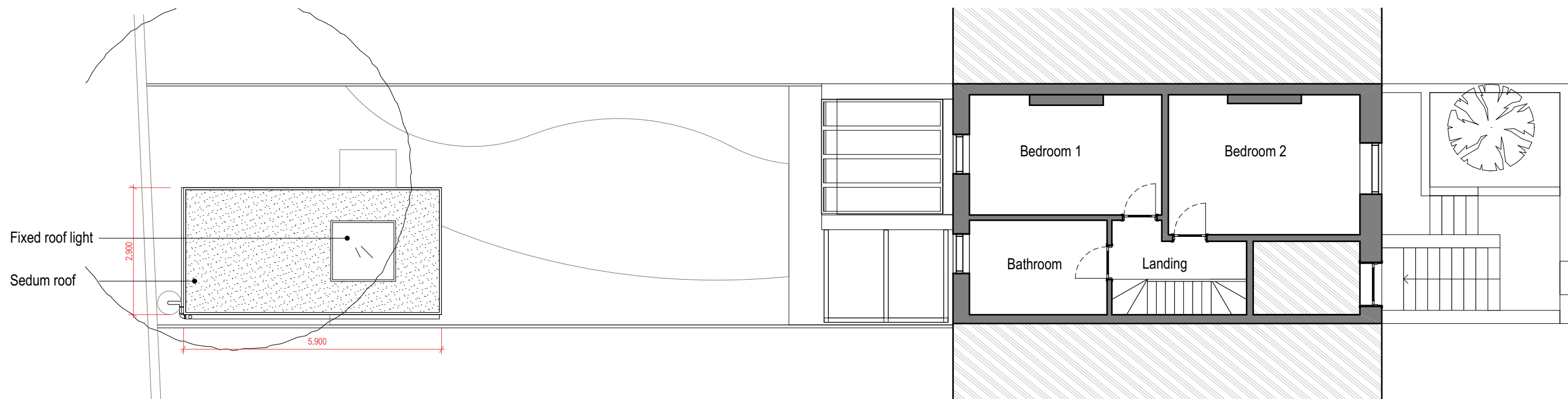
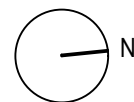



01 Lower Ground Floor Plan - Proposed
1:100



02 Upper Ground Floor Plan - Proposed
1:100



Rev	Date	Comments
-	29/10/2019	For planning permission

Notes:

1. Measurements are based on metric system.
2. All levels are in meters to Ordnance Datum Newlyn (ODN) unless noted otherwise.
3. Do not scale off the drawing and CAD file.
4. All shown figure dimensions are to be followed.
5. Do not use for construction unless expressly permitted.
6. This drawing shows design intent only.
7. Contractor should verify all conditions, levels and dimensions on site and notify contract administrator of any variations from dimensions before construction and/or fabrication.

8. Any discrepancies on this drawing should be reported to EC before proceeding to fabrication.
9. Drawings to be read in conjunction with all relevant documents, which include but are not exhaustive - MEP Structures, shop / fabrication drawings and CDM documents.
10. This drawing may contain colour data. Please refer to original electronic document.
11. These are architectural drawings only. Refer to consultant drawings for further information.
12. Existing buildings to be measured on site and confirmed by contractor.
13. Also refer to accompanying EC Schedules and drawings.



Client : Noemi Drew
Project : 109A Islip Street
Project No. : 134
Drawing Title : Floor Plans - Proposed_100
Drawing No. : 134-04-100
Scale : 1:100 @ A3
Status : P Date : 29/10/2019

ECKFORD CHONG

Unit 7, Second Avenue
London
N18 2PG

www.eckfordchongdesign.london
info@eckfordchongdesign.london
+44 (0) 208 803 5387