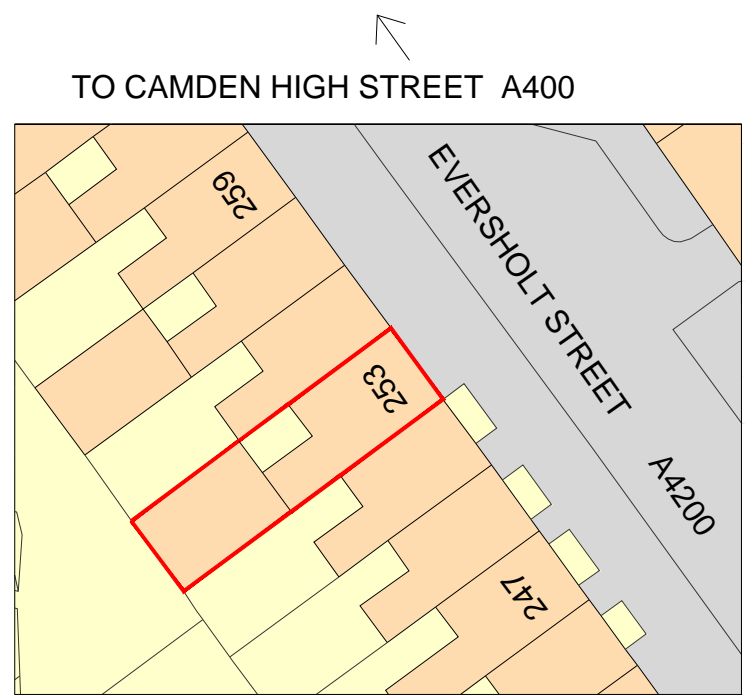
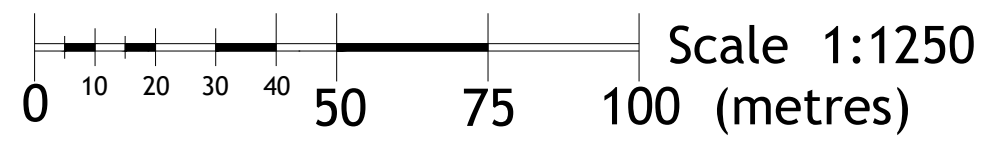


Note: Do not scale from this drawing.
All levels, angles and dimensions to be checked on site prior to commencement of works.

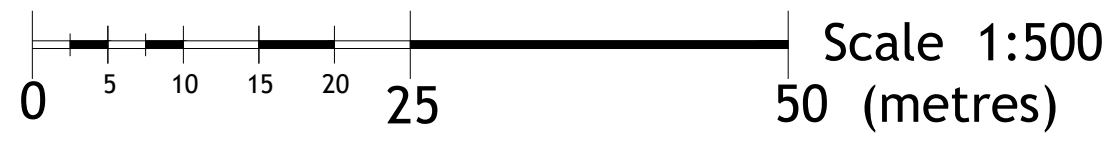
Revisions:	



LOCATION PLAN - 1:1250



BLOCK PLAN - 1:500 TOTAL SITE AREA = 124.3m²



Alto House
29/30 Newbury Street
London EC1A 7HZ
Tel: 020 7796 3050
Fax: 020 7796 3051

PROJECT:

**253 EVERSOLT STREET
LONDON
NW1 1BA**

BLOCK & LOCATION PLANS

Scale: as shown @ A3 Date: AUG 19

Drawn by: OS DWG: 09