



Head Office:  
Elizabeth House  
39 York Road  
London SE1 7NQ  
Tel: 020 7401 0020  
Fax: 020 7401 0030

University College London Hospitals



NHS Foundation Trust



ORIGINATOR

**ANEL Engineering & Contracting Limited**

DOCUMENT TITLE

**Luminaire Schedules**














	Name	Signature	Date
Created by	Praveen Ediga Krishna		07.10.2019
Checked	Ozgur Aldemir		07.10.2019
Approved	Steven Prentice	Steven Prentice	07.10.2019

SCALE @A4	BIM FILE NAME
-----------	---------------













ISSUE DATE 07.10.2019	PROPOSED STATUS S4 - Issued for stage approval
--------------------------	---

PROJECT	ISSUER	AREA	LEVEL	TYPE	TRADE	SEQUENCE	REV
P4PBT	ANE	ALL	SL	SCH	4.03	010002	B













## UCLH - LUMINAIRE SCHEDULES

Type	Description	Typical Location	Product Code	Dimensions (in mm)	IP Rating	Control Gear	Lamp Type	CCT	Lumen Output (lm)	Wattage	Lumen/Watt	CRI	Manufacturer/Supplier	Emergency	Picture
A1 / A1+E	A compact recessed LED downlight. Manufactured with luminaire housing in die-cast aluminium. The front cover is made of tempered glass. +E denotes luminaire with integral 3 hour battery backup	External Ambulance Drop Off area	O69-R230 LED 3600 840 WB WH	230 dia. x 114 (h) CC: 210 dia.	IP 65	DALI	LED	4000K	3600 lm	34 W	106	>80	Glamox	Maintained	
A2	Recessed mounted LED downlight with reflector housing in die-casted aluminium, metallised PC reflector and driver housing in polycarbonate.	Circulation, Waiting Rooms, Lobbies, Breakout Areas, Meetings Rooms, Lounges, Beverage Points, Changing Rooms, Child Play Area	D70-R155 LED 2100 DALI 840 LI SM/WH	168 dia. x 126 (h) x 374 (l) CC: 155 dia.	IP 55	DALI Dimmable & LED Driver	LED	4000K	2066 lm	21 W	102	>80	Glamox	-	
A2+E	Recessed mounted LED downlight with reflector housing in die-casted aluminium, metallised PC reflector and driver housing in polycarbonate. +E denotes luminaire with integral 3 hour battery backup	Circulation, Waiting Rooms, Lobbies, Breakout Areas, Meetings Rooms, Lounges, Beverage Points, Changing Rooms, Child Play Area	D70-R155 LED 2100 DALI E3/DALI 840 LI SM/WH	168 dia. x 126 (h) x 374 (l) CC: 155 dia.	IP 55	DALI Dimmable & LED Driver	LED	4000K	2066 lm	21 W	102	>80	Glamox	Maintained	
A4	Recessed luminaire with two-piece recessed ring from die-cast aluminium. Reflector made of aluminium, polished and anodised. Tool-free installation by spring technology incl. LED driver. MRI room compatible	Basement 4 MRI Room	MINI LED DL MRI COMPATIBLE 4000K 1000LM	OD: 112 dia. CC: 95 dia. Height: 90	IP 44	DALI Dimmable & LED Driver	LED	4000K	1100 lm	18 W		>80	Glamox	-	
A4a	Recessed LED luminaire with die-cast twist and lock bezel, multi-faceted aluminium reflector. MRI room compatible	Ground floor MRI room	DL.MRI LED2000/DA/WB/N F	OD: 130 dia. CC: 110 dia. Height: 99	IP 54	DALI driver	LED	4000K	2000 lm	24 W	119.8	>80	Glamox	-	
A8	Recessed mounted LED downlight with reflector housing in die-casted aluminium, metallised PC reflector and driver housing in polycarbonate.	WC's and bedroom lobbies	D70-R195 LED 3000 DALI 840 LI SM/WH	211 dia. x 144 (h) x 405 (l) CC: 195 dia.	IP 55	DALI Dimmable & LED Driver	LED	4000K	3254 lm	29 W	112	>80	Glamox	-	
A9 / A9+E	Recessed mounted LED downlight with reflector housing in die-casted aluminium, metallised PC reflector and driver housing in polycarbonate. +E denotes luminaire with integral 3 hour battery backup	Recovery Area's	D70-R155 LED 1100 DALI 840 LI SM/WH	168 dia. x 126 (h) x 374 (l) CC: 155 dia.	IP 55	DALI Dimmable & LED Driver	LED	4000K	1222 lm	11 W	111	>80	Glamox	Maintained	
A10	Elegant and discreet, the Exurbia range of architectural LED luminaires has been designed for use in areas of visual importance.	Reception Desks	MICRO/L/6W/DIMP C/M/WH/840	50 dia. x 60 (h) CC: 45	IP 20	DALI Dimmable & LED Driver	LED	4000K	500 lm	6 W	83	>80	Glamox	-	
A11	A compact recessed LED downlight. Manufactured with luminaire housing in die-cast aluminium. Double layer coating. The front cover is made of textured glass.	External Periphery.	O67-R105 LED 800 DALI 840 WB S	105 dia. x 88 (h) CC: 93	IP 66	DALI	LED	4000K	831 lm	12 W	69	>80	Glamox	-	
A12	Ceiling recessed downlight	PPU Nurse Base, Family/Quiet room	103.1100.40 /T+DALI	189 dia. x 160 (h) CC: 176 dia.	IP 20	DALI	LED	4000K	1175 lm	15 W	70	80	Glamox	-	
A13	Circular quality LED downlight manufactured in die-cast aluminium. Can be tilted 15°. Easy and tool free installation.	PPU Reception at Level-05	D60-R60 LED 500 840 MB WH	75 dia. x 59 (h) CC: 60 dia.	IP 23	DALI	LED	4000K	453 lm	6 W	76	>80	Glamox	-	
A14	Ceiling recessed downlight	PPU Circulation and NHS waiting	PV6153 130.006/ECO/COPPER	85 dia. x 95 (h) CC: 81 dia.	IP 20	DALI	LED	4000K	850 lm	10.5 W	70	80	Glamox	-	
A15	TV downlight. Elegant and discreet, the Exurbia range of architectural LED luminaires has been designed for use in areas of visual importance.	PPU bedrooms TV cupboard	MICRO/L/6W/DIMP C/M/WH/840	50 dia. x 60 (h) CC: 45	IP 20	DALI Dimmable & LED Driver	LED	4000K	500 lm	6 W	83	>80	Glamox	-	














## UCLH - LUMINAIRE SCHEDULES

Type	Description	Typical Location	Product Code	Dimensions (in mm)	IP Rating	Control Gear	Lamp Type	CCT	Lumen Output (lm)	Wattage	Lumen/Watt	CRI	Manufacturer/Supplier	Emergency	Picture
A16	An energy efficient and versatile recessed mounted LED downlight. D70-R108 is a tilt and turn-variant with a diameter of 108 mm and with a 25° degrees tilt. Reflector housing in die-cast aluminium, metallised PC reflector and driver housing in polycarbonate.	Directional lights in staff room, pharmacy, offices and MDT room at Level-05	D70-R108 LED 1400 DALI 840 MB SM/WH	122 dia. x 94 (h) CC: 108 dia.	IP 24	DALI	LED	4000K	1456 lm	15 W	97	>80	Glamox	-	
B1	C90-R is a family of modular LED luminaires with fully illuminated surfaces.	Veiw/ Report Rooms, Offices, Doctors Rooms, Handover Rooms, Procedure Room's, Ward Receptions, Staff Bases, Staff Rooms and Control Rooms.	C90-R600x600 LED 4000 DALI 840 C2 MP	597 (l) x 597 (w) x 71 (h)	IP 55	DALI Dimmable	LED	4000K	4194 lm	30 W	140	>80	Glamox	-	
B1+E	C90-R is a family of modular LED luminaires with fully illuminated surfaces. +E denotes luminaire with integral 3 hour battery backup	Veiw/ Report Rooms, Offices, Doctors Rooms, Handover Rooms, Procedure Room's, Ward Receptions, Staff Bases, Staff Rooms and Control Rooms.	C90-R600x600 LED 4000DALI E3/DALI 840 LI MP	597 (l) x 597 (w) x 71 (h)	IP 40	DALI Dimmable	LED	4000K	4194 lm	31 W	135	>80	Glamox	Maintained	
B2	C95 is a family of high-end interior luminaires. The family is characterized by a clean, minimalistic design and fully illuminated surfaces. Surface mounted luminaire	MRI Tech, PBT maintenances offices and store	C95-P600x600 5/95 GR 4800 DALI 840 PRE C2	594 (l) x 594 (w) x 42 (h)	IP 40	DALI Dimmable	LED	4000K	4922 lm	40 W	123	>80	Glamox	-	
C1	C90-R is a family of modular LED luminaires with fully illuminated surfaces.	Consultation, Examination Rooms, Nebuliser Room, Blood Bank Room, CT Scan Room's.	C90-R600x600 LED 4000 DALI 840 C2 MP	597 (l) x 597 (w) x 71 (h)	IP 55	DALI Dimmable	LED	4000K	4194 lm	30 W	140	>80	Glamox	-	
C2	Modular LED luminaire designed for areas that require high IP rating and protection against impact (IK)	Recovery Area's	C64-R600x600 LED 6000DALI 840 LI MP/GL	597 (l) x 597 (w) x 73 (h)	IP 65	DALI Dimmable	LED	4000K	5982 lm	53 W	112.86	>80	Glamox	-	
D1T5	Surface mounted luminaire is produced in recyclable polycarbonate. i40 is easily mounted to ceiling, wall, track or horizontal wire.	Cyclotron Area, ESS, Hot Store, Acclerator Maze	i40 235/49DALI PC	1573 (l) x 145 (w) x 101 (h)	IP 66	DALI Dimmable	T5	4000K	6640 lm	76 W	55	>80	Glamox	-	
D1T5E	Surface mounted luminaire is produced in recyclable polycarbonate. i40 is easily mounted to ceiling, wall, track or horizontal wire. With 3 hours emergency integral inverter	Cyclotron Area, ESS, Hot Store, Acclerator Maze	i40 235/49DALI PC	1573 (l) x 145 (w) x 101 (h)	IP 66	DALI Dimmable	T5	4000K	6640 lm	76 W	55	>80	Glamox	Maintained	
D1 / D1+E	A versatile and robust surface or suspended luminaire which makes it suitable in a range of demanding areas. The luminaire is produced in recyclable polycarbonate. +E denotes luminaire with integral 3 hour battery backup	PBT Gantries and Restricted Corridors	I40-1500 LED 8500 DALI 840 PC	1573 (l) x 101 (w) x 101 (h)	IP 66	DALI Dimmable	LED	4000K	8389 lm	57.8 W	145	>80	Glamox	Maintained	
D2 / D2+E	MAX LED is a high quality long-life Category 2 marked luminaire. Suitable for industrial applications, ships and oil installations in areas where an explosive atmosphere is likely to occur occasionally in normal operation. The luminaire housing is manufactured in Aluzink or acid-proof steel with white epoxy/polyester powder coated finish. Alternatively in unpainted acid-proof steel. The diffuser is made of impact-proof polycarbonate (PC) with spring clips in acid-proof steel. MAX has spring-loaded lamp holders and a hinged gear tray to facilitate maintenance. 3 hour duration emergency solution is available. Supplied with fixed external battery box to achieve optimal working conditions.	Technical gas room	MAX-1200 LED	1334 (l) x 165 (w) x 128 (h)	IP 66	Fixed output (HF)	LED	4000K	4500 lm	53 W		80	Glamox	Maintained	
D3 / D3+E	A versatile and robust surface or suspended luminaire which makes it suitable in a range of demanding areas. The luminaire is produced in recyclable polycarbonate. +E denotes luminaire with integral 3 hour battery backup	Plant Rooms and Risers	I40-1500 LED 5500 DALI 840 PC	1573 (l) x 101 (w) x 101 (h)	IP 66	DALI Dimmable	LED	4000K	5535 lm	38.5 W	144	>80	Glamox	Maintained	
D4 / D4+E	A versatile and robust surface or suspended luminaire which makes it suitable in a range of demanding areas. The luminaire is produced in recyclable polycarbonate. +E denotes luminaire with integral 3 hour battery backup	Cyclotron Area	I40-1500 LED 8500 DALI E3/S 840 TW PC	1573 (l) x 101 (w) x 101 (h)	IP 66	DALI Dimmable	LED	4000K	8389 lm	57.8 W	145	>80	Glamox	Maintained	











## UCLH - LUMINAIRE SCHEDULES

Type	Description	Typical Location	Product Code	Dimensions (in mm)	IP Rating	Control Gear	Lamp Type	CCT	Lumen Output (lm)	Wattage	Lumen/Watt	CRI	Manufacturer/Supplier	Emergency	Picture
D5 / D5+E	A high quality industrial/marine long life LED luminaire. +E denotes luminaire with integral 3 hour battery backup	Roof plantroom	MIRZ67-1500 LED 6500 DALI TW PC 840 M20	1634 (l) x 165 (w) x 128 (h)	IP 66, 67	DALI	LED	4000K	6436 lm	43 W	150	>80	Glamox	Maintained	
E1	A flexible and streamlined splash proof LED surface mounted luminaire is made of galvanized pre painted steel with a second layer of white epoxy/polyester power coated finish with opal PC diffuser	Core Staircases	I60-1500 LED 6000 DALI 840 OP	1502 (l) x 165 (w) x 57 (h)	IP 44	DALI Dimmable	LED	4000K	6475 lm	48 W	135	>80	Glamox	-	
E2	Glamox C80 is a luminaire solution dedicated for mounting in long lengths. The product is designed especially for LED	Ward and basement level circulation	C80-RR1128 LED 3700 DALI 840	1128 (l) x 84 (w) x 86 (h)	IP 44	DALI Dimmable	LED	4000K	3598 lm	35 W	103	>80	Glamox	-	
E3	A flexible and streamlined splash proof LED surface mounted luminaire is made of galvanized pre painted steel with a second layer of white epoxy/polyester power coated finish with opal PC diffuser	Linen Stores	I60-1200 LED 3600 DALI 840 OP	1222 (l) x 165 (w) x 57 (h)	IP 44	DALI Dimmable	LED	4000K	3857 lm	28 W	138	>80	Glamox	-	
E5.A	Glamox C80 is a luminaire solution dedicated for mounting in long lengths. The product is designed especially for LED	PPU Circulation and reception	C80-RR564 LED 630 DALI 840	564 (l) x 84 (w) x 86 (h)	IP 44	DALI Dimmable	LED	4000K	637 lm	7 W	91	>80	Glamox	-	
E5.B	Glamox C80 is a luminaire solution dedicated for mounting in long lengths. The product is designed especially for LED	PPU Circulation and reception	C80-RR1128 LED 1300 DALI 840	1128 (l) x 84 (w) x 86 (h)	IP 44	DALI Dimmable	LED	4000K	1236 lm	13 W	95	>80	Glamox	-	
E5.C	Glamox C80 is a luminaire solution dedicated for mounting in long lengths. The product is designed especially for LED	PPU Circulation and reception	C80-RR1410 LED 1600 DALI 840	1410 (l) x 84 (w) x 86 (h)	IP 44	DALI Dimmable	LED	4000K	1593 lm	15 W	106	>80	Glamox	-	
E5.L	Glamox C80 is a luminaire solution dedicated for mounting in long lengths. The product is designed especially for LED	PPU Circulation and reception	C80-RL LED 1260 DALI 840 OP	620x620 (l) x 84 (w) x 86 (h)	IP 44	DALI Dimmable	LED	4000K	1041 lm	15 W	69	>80	Glamox	-	
E6	Glamox C90-S is a surface mounted luminaire for high standards. This is a high-quality product both when it comes to functionality and performance.	PPU Circulation and reception	C90-S870 WH 7400 DALI 840 OP	870 dia. x 88 (h)	IP 20	DALI Dimmable	LED	3000K	7802 lm	50 W	156	>80	Glamox	-	
F1	Wall-mounted bedhead luminaire for medical care use. Aluminum profile with steel base powder coated. Diffuser in acrylic material, resistant to detergents and disinfection liquids.	All Bedrooms	A55-W900 LED 4500 DALI SEP 840	926 (l) x 191 (w) x 95 (h)	IP 40	DALI Dimmable	LED	4000K	4357 lm	56 W	78	>80	Glamox	-	
F2	Recessed mounted LED downlight with reflector housing in die-casted aluminium, metallised PC reflector and driver housing in polycarbonate.	All Bedrooms	D70-RF155 LED 2100 DALI LI SM/WH	168 dia. x 92 (h) x 374 (l) CC: 155 dia.	IP 55	DALI Dimmable	LED	4000K	2409 lm	20 W	120	>90	Glamox	-	
G2	Glamox C64-R is a versatile, recessed LED luminaire can be provided with either a 4mm heat soak tested glass or 4mm polycarbonate cover. Both surfaces are easy to keep clean with no gaps or protruding elements that can accumulate bacteria or dust. Glass has the additional benefit of being an extremely robust material that can withstand frequent cleaning with strong cleaning agents.	Clean Utilites, Dirty Utilities, Theatre Sluice, Scope Store, Scope Clean,	C64-R600x600 LED 4000DALI 840 DALI MP/CL	597 (l) x 597 (w) x 73 (h)	IP 65	DALI Dimmable	LED	4000K	3933 lm	35 W	112	>80	Glamox	-	

## UCLH - LUMINAIRE SCHEDULES

Type	Description	Typical Location	Product Code	Dimensions (in mm)	IP Rating	Control Gear	Lamp Type	CCT	Lumen Output (lm)	Wattage	Lumen/Watt	CRI	Manufacturer/Supplier	Emergency	Picture
G3 / G3+E	Glamox C64-R is a versatile, recessed luminaire that can be used for applications such as laboratories, operating theatres without sterile ceilings, food processing facilities and commercial kitchen.	Anaesthetic Rooms and Preparation Rooms	C64-R600X600 LED 6000DALI 840 MP/CL	597 (l) x 597 (w) x 93 (h)	IP 65	DALI Dimmable	LED	4000K	5730 lm	54 W	106	>90	Glamox	Maintained	
H1	Recessed 3 Hour LED emergency luminaire with integral status indicator (wide beam distribution)	Lobbies, WCs, General Hospital	XYLUX LR4	50 dia. x 45 (h) x 415 (l) CC: 42 dia.	IP 30	DALI	LED	4000K	160 lm	3.4 W	47	>80	Glamox	Non Maintained	
H1S	Surface mounted High Performance Self-Contained Emergency LED Luminaire with 3 hours of battery backup	Core Staircases and restricted corridors	XYLUX LD3	120 dia. x 44 (h)	IP 20	DALI	LED	4000K	130 lm	3.4 W	38	>80	Glamox	Non Maintained	
H2	Recessed 3 Hour LED emergency luminaire with integral status indicator (narrow beam distribution)	Corridors and Escape Routes	XYLUX LR4	50 dia. x 45 (h) x 415 (l) CC: 42 dia.	IP 30	DALI	LED	4000K	160 lm	3.4 W	47	>80	Glamox	Non Maintained	
H3	Ceiling recessed 3 Hour LED EXIT sign	Circulation areas, escape routes and exits	RLD/M3/WH/DALI/ISO	355 (l) x 112 (w) x 216 (h) CC: 330 x 90	IP 20	DALI	LED	4000K	N/A	4.5 W	N/A	N/A	Glamox	Maintained	
H4	Surface or suspended 3 hour LED EXIT sign	Plant Rooms	SLD/XX/SL/DALI/WH	300 (l) x 50 (w) x 220 (h)	IP 20	DALI	LED	4000K	N/A	4.5 W	N/A	N/A	Glamox	Maintained	
H4T5R	Recessed T5 EXIT sign luminaire utilise a polycarbonate body and lens and are available with 8Watt fluorescent light source. The plain lens seals the recessed enclosure to IP65. With integral 3 hour battery backup	Cyclotron Area, ESS, Hot Store, Accelerator Maze	EXIT SIGN T5 E3/DALI	420 (l) x 165 (w) x 245 (h) CC: 390 x 135	IP 20	DALI	T5	4000K	N/A	15.5 W	N/A	N/A	Glamox	Maintained	
H4T5S	Surface mounted T5 EXIT sign luminaire utilise a polycarbonate body and lens and are available with 8Watt fluorescent light source. The plain lens seals the recessed enclosure to IP65. With integral 3 hour battery backup	Cyclotron Area, ESS, Hot Store, Accelerator Maze	EXIT SURFACE SIGN T5 E3/DALI	350 (l) x 120 (w) x 90 (h)	IP 20	DALI	T5	4000K	N/A	15.5 W	N/A	N/A	Glamox	Maintained	
H5	A surface mounted IP65 Emergency Luminaire based on LED. A reading distance of 24 metres. Using a environment friendly NiMH battery. All legends are included.	Roof plantroom	E20-S G2 LED M/NM E3 DALI	330 (l) x 144 (w) x 78 (h)	IP 65	DALI	LED	4000K	N/A	4.5 W	N/A	N/A	Glamox	Maintained	
I	Dimmable 24 V constant voltage strip (SELV). Extremely narrow pitch distance enables short distance to diffuser and outstanding homogeneity. Self-adhesive 3M tape at the backside for simple mounting on different surfaces	Atrium staircase and Atrium Bridges	LLE FLEX LED TAPE 940	4.8m Roll	IP 00	DALI	LED	4000K	2500 lm/m	23 W		90	Glamox	-	
J	A LED luminaire for recessed installation on walls. Manufactured with luminaire housing in die-cast aluminium. The diffuser is supplied in opal tempered glass. Silicone gasket. The mounting box made of techno polymer is included.	Level-04 and Courtyard Garden Area	MINI GAMMA 10-93 LED 150 HF 840 BLACK	233 (l) x 100 (w) x 81 (d)	IP 54	DALI	LED	4000K	153 lm	9 W	17	>80	Glamox	-	
K	Glamox C80 is a luminaire solution dedicated for mounting in long lengths.	Atrium Bridges	C80-RR1692 LED 3100 DALI 840	1692 (l) x 84 (w) x 86 (h)	IP 44	DALI	LED	4000K	3118 lm	29 W	108	>80	Glamox	-	
L	A ground recessed linear LED luminaire with full edging front glass made of tempered glass. Manufactured with body in extruded and die-cast aluminium. Double layer polyester powder coated paint finish. The luminaire is suitable for continuous row mounting.	External area near Air Intake Shafts	0781023A+840+21	1221 (l) x 69 (w) x 142 (d)	IP 67	DALI	LED	4000K	5750 lm	56 W	93	>80	Arcluce	-	

UCLH - LUMINAIRE SCHEDULES

Type	Description	Typical Location	Product Code	Dimensions (in mm)	IP Rating	Control Gear	Lamp Type	CCT	Lumen Output (lm)	Wattage	Lumen/Watt	CRI	Manufacturer/Supplier	Emergency	Picture
M	Dimmable 24 V constant voltage strip (SELV). Extremely narrow pitch distance enables short distance to diffuser and outstanding homogeneity. Self-adhesive 3M tape at the backside for simple mounting on different surfaces	Atrium and Macmillan Centre	LLE FLEX LED TAPE 940	4.8m Roll	IP 00	DALI	LED	4000K	2500 lm/m	23 W		90	Glamox	-	
M1	A65 is a family of pendant luminaires in four different sizes, glossy black or white finish. In an office environment the extraordinary shapes will provide a pleasant contrast to traditional workstation.	Level-05 reception	A65-P760 WHITE LED 4300 DALI 840 PRE C2.5	760 dia. x 213 (h)	IP 20	DALI Dimmable	LED	4000K	4534 lm	57 W	80	>80	Glamox	-	
M2	Alice P is an elegant pendant luminaire, with housing in chromed steel and a matt opal glass shade.	PPU Reception desks and Macmillan Centre	ALICE-P288 WH LED 1800 DALI 840 PRE C2	288 dia. x 320 (h)	IP 20	DALI Dimmable	LED	4000K	1840 lm	14 W	131	>80	Glamox	-	
M3	Glamox C95 Circle is the last development in the C95 family. Glamox C95 is a family of high end interior luminaries. The family is characterized by a clean, minimalistic design and fully illuminated surfaces.	Macmillan Centre	C95-RC525 WH LED 2600 DALI 830 LI OP	552 dia. x 82 (h)	IP 40	DALI	LED	3000K	2430 lm	21 W	115	>80	Glamox	-	
M4	Glamox C95 Circle is the last development in the C95 family. Glamox C95 is a family of high end interior luminaries. The family is characterized by a clean, minimalistic design and fully illuminated surfaces.	Macmillan Centre	C95-RC675 WH LED 4200 DALI 830 LI OP	702 dia. x 82 (h)	IP 40	DALI	LED	3000K	4105 lm	33 W	124	>80	Glamox	-	
M5	Glamox C95 Circle is the last development in the C95 family. Glamox C95 is a family of high end interior luminaries. The family is characterized by a clean, minimalistic design and fully illuminated surfaces.	NHS waiting	C95-RC825 WH LED 7000 DALI 830 LI OP	852 dia. x 82 (h)	IP 40	DALI	LED	3000K	6865 lm	60 W	114	>80	Glamox	-	
N1	A striplight optimised for the dimensions and functionality of the T5 light source. The luminaire is easily adapted for use concealed in cornice ceiling solutions or as shelf lighting. Luminaire housing in white painted steel with white ABS end caps.	PBT Treatment Rooms Varian Lumious Ceiling Panel	C40 228/254 DALI	1181 (l) x 55 (w) x 71 (h)	IP 20	DALI	T5	4000K	8920 lm	62 W	79	>80	Glamox	-	
N2	A striplight optimised for the dimensions and functionality of the T5 light source. The luminaire is easily adapted for use concealed in cornice ceiling solutions or as shelf lighting. Luminaire housing in white painted steel with white ABS end caps.	PBT Treatment Rooms Varian Lumious Ceiling Panel	C40 124 DALI	581 (l) x 38 (w) x 71 (h)	IP 20	DALI	T5	4000K	1750 lm	25 W	61	>80	Glamox	-	
Q	Linear RGB colour changing LED strip light with uniform color rendering. Flexible and cuttable module ideal for luminaire designs. Strong self-adhesive backside for easy mounting	NHS waiting	LF700RGBW -G1-830-06	6000 (l) x 10 (w) x 1.4 (h)	IP 00	DALI	LED	RGB, WHITE	697 lm/m	9.8 W/m	121		OSRAM	-	
R	Linear strip light for high-end application with dedicated equipment and accessories. Color consistency up to 2 SDCM. Flexible and cuttable LED strip	NHS waiting	LF800S -G4-930-10	10000 (l) x 8 (w) x 1.4 (h)	IP 20	DALI	LED	3000K	620 lm/m	7 W/m	89	>80	OSRAM	-	
S	Linear strip light for external use. Diffused light lines without visible spots. Flexible and cuttable module ideal for luminaire designs. Extra strong self-adhesive backside for easy mounting	Main entrance canopy	LFD400T -G1-840-06	6000 (l) x 14.1 (w) x 10.8 (h)	IP 66/ IP 67	DALI	LED	4000K	540 lm/m	7.2 W/m	75	>80	OSRAM	-	