

FRONT ELEVATION
Finchley Road

1x Fascia with SUBWAY text:- 5143mm x 1100mm

Background:- Folded aluminium fascia powder coated white with 30mm returns and upstand

Logo/text:- Internally illuminated rimless letter with aluminium returns. Returns to be powder coated yellow and white to suit acrylic faces, made from 5mm opal 050 and yellow acrylic.

'R':- white vinyl applied to aluminium background panel

Illumination:- letters only to illuminate internally by LED modules.

1x D/S Projecting Sign with SUBWAY text:- 1000mm x 500mm

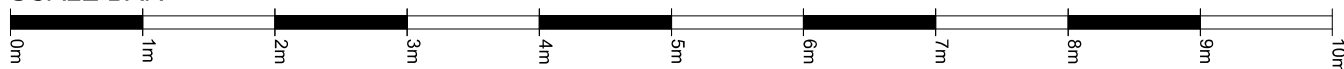
Background:- Folded aluminium panels powder coated green

Logo/text:- Panels to be stencil cut and backed in opal 050 and yellow acrylic to illuminate internally

'R':- white vinyl applied to aluminium background panel

Illumination:- letters only to illuminate internally by LED modules.

SCALE BAR



SUBWAY

D01R01

Subway
233 Finchley Road
London
9W3 6LS

Proposed signage

1x internally illuminated fascia
and 1x internally illuminated
projecting sign

***SUBJECT TO SITE SURV**

Drawn by:
TJ

Date:
07/06/2019

Scale: 1:20@A1


Approved by:

MAIN STREET
signs & displays

Legend House, Bradbury Drive, Springwood Ind. Estate
Brentree, Essex. CM7 2SD

Fascia layout

Scale: 1:10



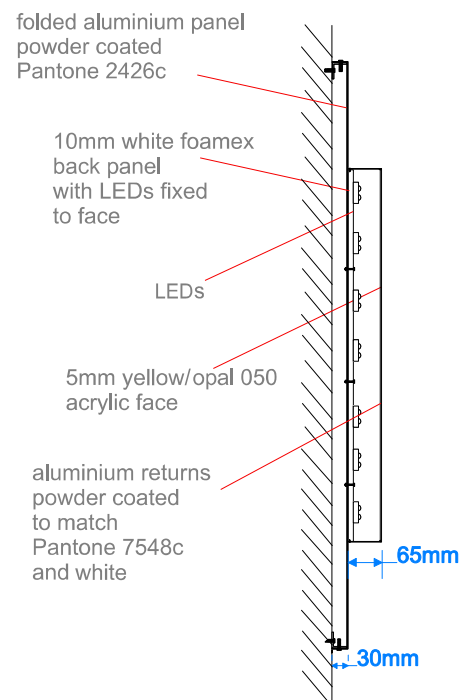
SUBWAY

D02R01

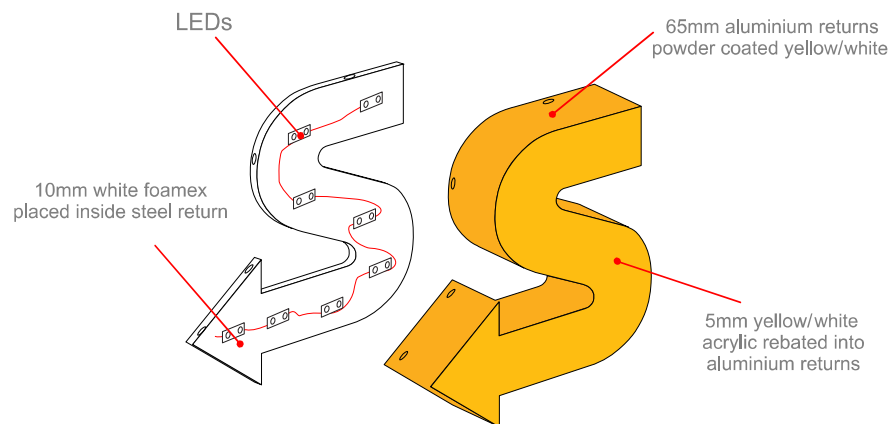
Subway
233 Finchley Road
London
9W3 6LS

Section Through

Scale: 1:5



Indicative view of letter



Fascia Detail

1x internally illuminated fascia

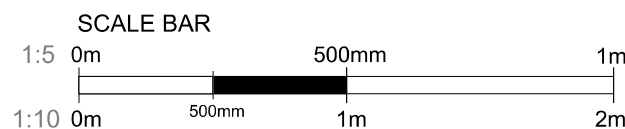
***SUBJECT TO SITE SURVEY**

Drawn by:
TJ

Date:
07/06/2019

Scale: 1:10@A1

Approved by:

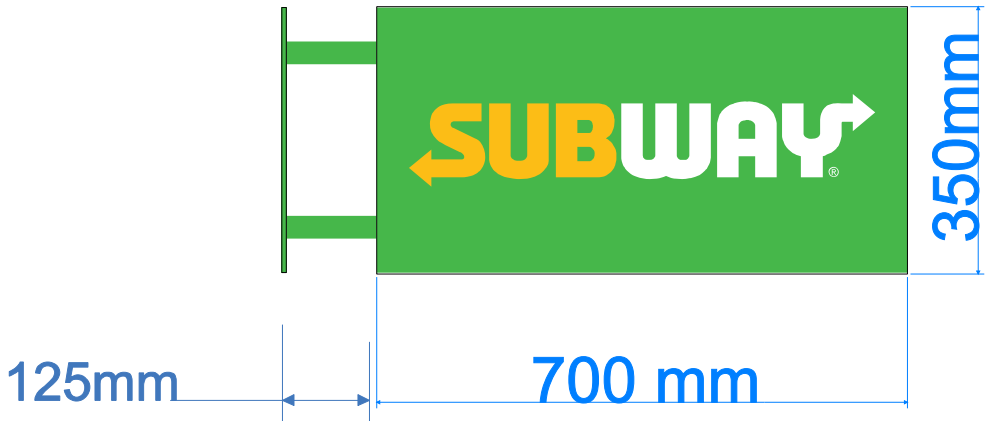


MAIN STREET
signs & displays

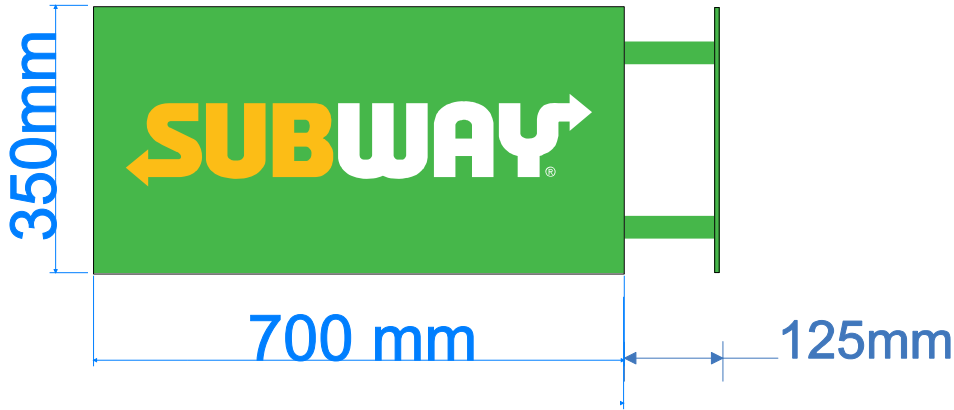
Legend House, Bradbury Drive, Springwood Ind. Estate
Braintree, Essex. CM7 2SD

Projecting Sign
Scale:1:10

Left hand view



Right hand view



SUBWAY

D03R02

Subway
233 Finchley Road
London
9W3 6LS

Projecting Sign Detail

1x internally illuminated
projecting sign

***SUBJECT TO SITE SURVEY**

Drawn by:
TS

Date:
23/06/2019

Scale: 1:10@A2

Approved by:

MAIN STREET
signs & displays

Legend House, Bradbury Drive, Springwood Ind. Estate
Braintree, Essex. CM7 2SD

Indicative view of projecting sign

folded aluminium
panels with 62mm returns
sprayed pantone 2426c

5mm foamex carrier for
LED modules to fix to
within the steel framework

Internal steel structure

steel bracket

stencil cut aluminium panel
backed in opal 050 acrylic
with translucent vinyls applied

SCALE BAR

2m

1m

500mm

0m



Proposed



Existing

SUBWAY

D04R01

Subway
233 Finchley Road
London
9W3 6LS

*SUBJECT TO SITE SURVEY

Drawn by:
TJ

Date:
07/06/2019

Approved by:

MAIN STREET
signs & displays

Legend House, Bradbury Drive, Springwood Ind. Estate
Braintree, Essex. CM7 2SD