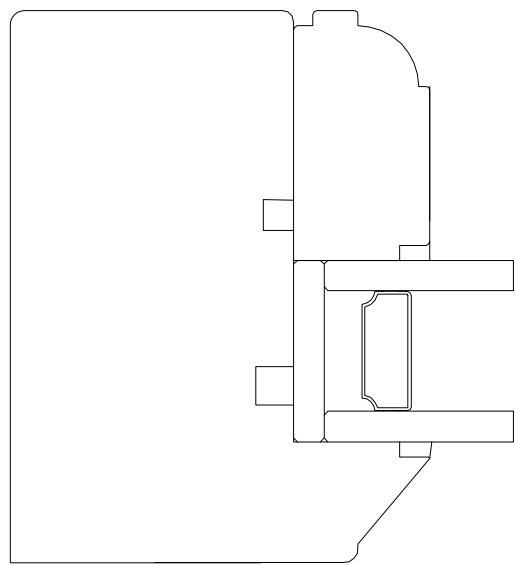
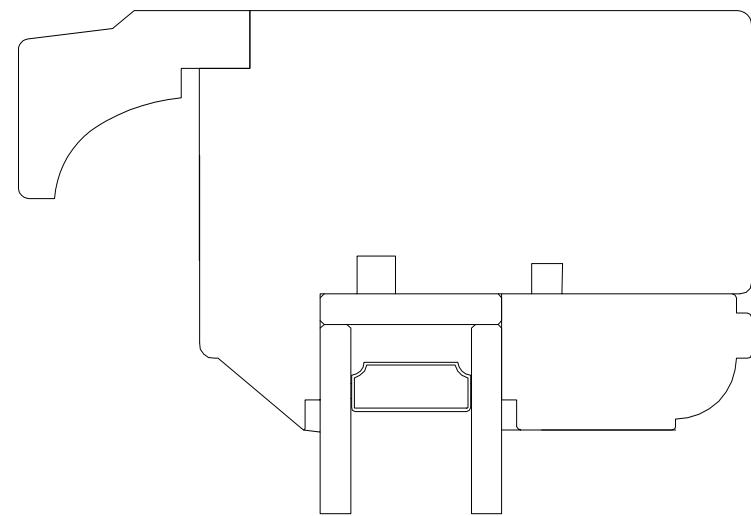


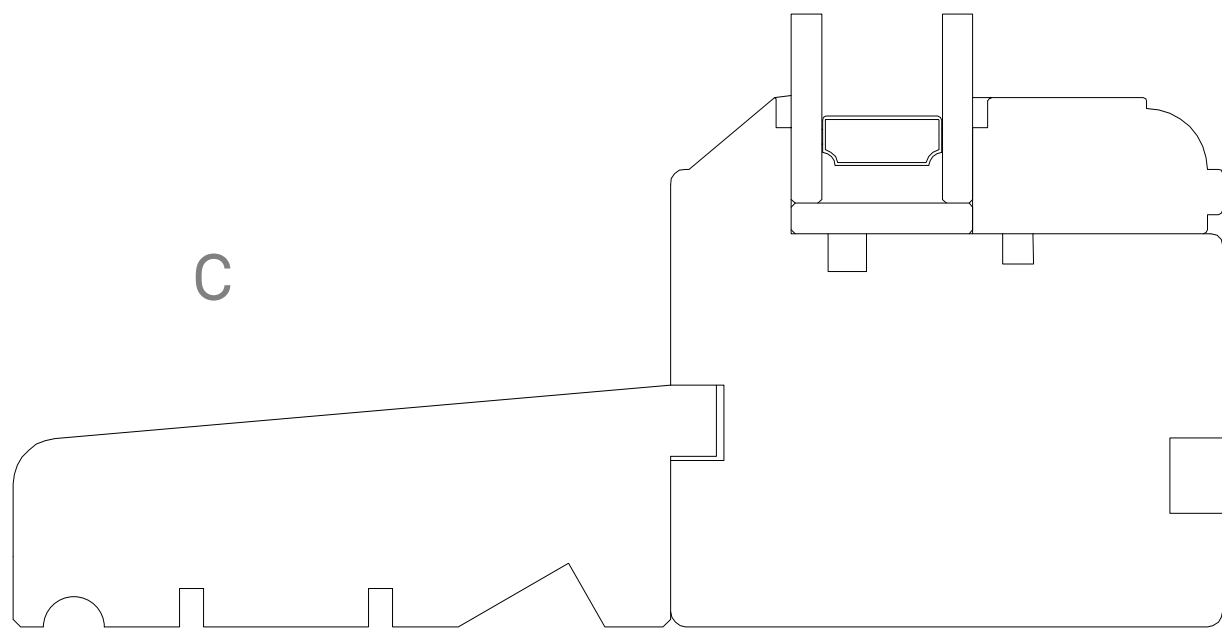
A



B



C




Factory finished white painted
softwood timber obscured double
glazed fixed side light

1:1@A1 / 1:2@A3

1:5 @A1 / 1:10@A3

A



C

Notes:

1. This drawing to be read in conjunction with all other relevant architectural structural and other consultants drawings and specifications.
2. Any discrepancies between this and any other relevant drawing must be brought to the attention of the Format project coordinator immediately.
3. Only written dimensions are to be used. Do not scale from any part of this drawing.
4. This drawing remains the property of Format Extend Limited and is protected by copyright.

Revisions:

A	
B	
C	
D	

Dwg Title: WA.02 Window Details

Address:

34a Belsize Park Gardens
London
NW3

Scale: AS SHOWN

Job No: 18013

Drawing No: WA.02	Rev: -
-------------------	--------

Drawn by: JOH	Checked: ROH
---------------	--------------

Format Extend Ltd
25 Lonsdale Road
London NW6 6RA
Tel: 0207 372 7576
E: inq@formatextend.com

