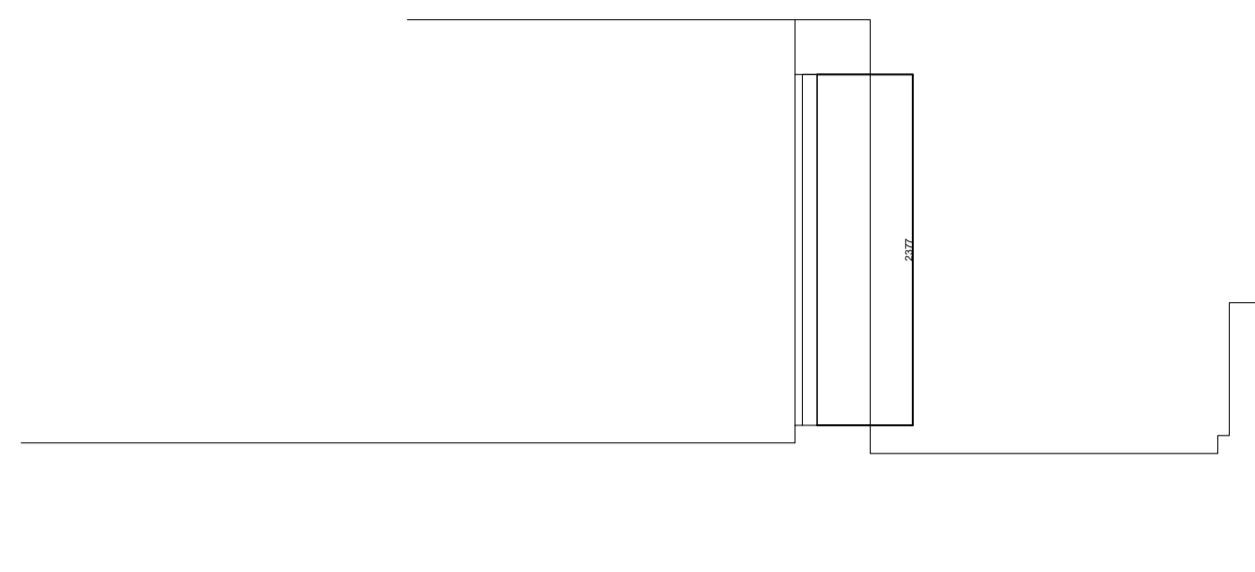
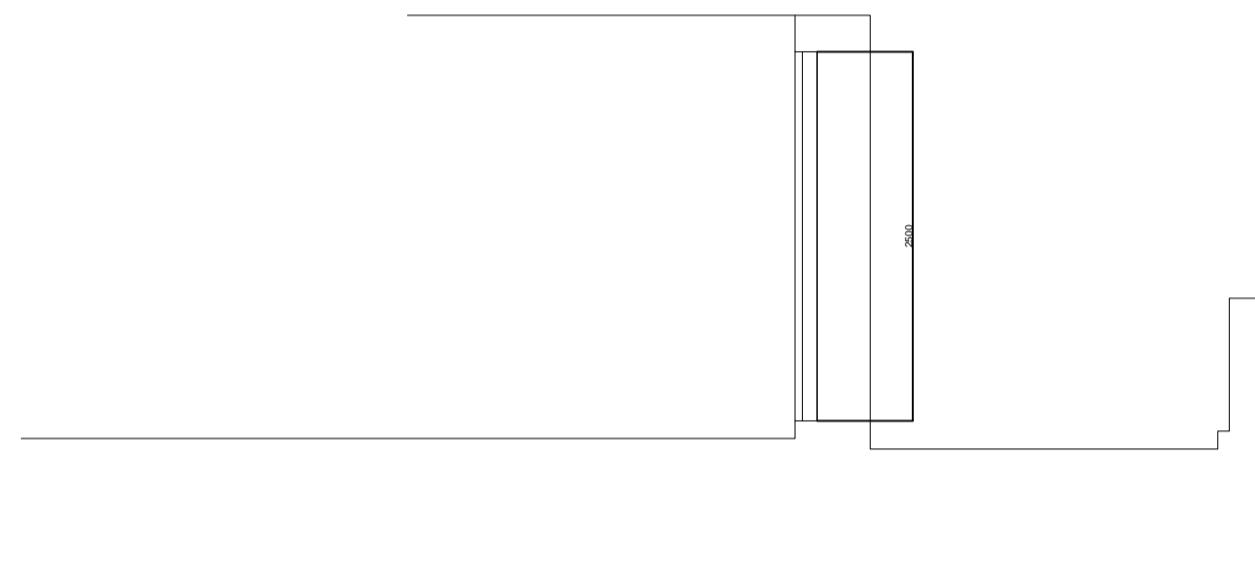




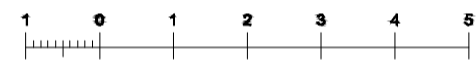
Scale 1:50



existing door section



proposed door section



Scale 1:100



Door elevation

Drawing Title:
PLANNING APPLICATION
 Proposed door Elevation
 Door Sections
 Scales: 1:50, 1:100@ A1



©Ritzi Structural Engineering Consultants Ltd is a trading name for London Luxury Developments Ltd
 T&C apply, A: 71-75, Shelton Street, Covent Garden, London, WC2H 9JQ, United Kingdom, Tel: +44 020 3887 2929, W: www.ritzi.co.uk, e-mail: info@ritzi.co.uk

Job Title: 11 Oakhill Avenue, London, NW3 7RD

Drawing No: 1941_AR_3

Job No: 1941

Date: Sept 2019

Revision: V2
 Mark:-