A1

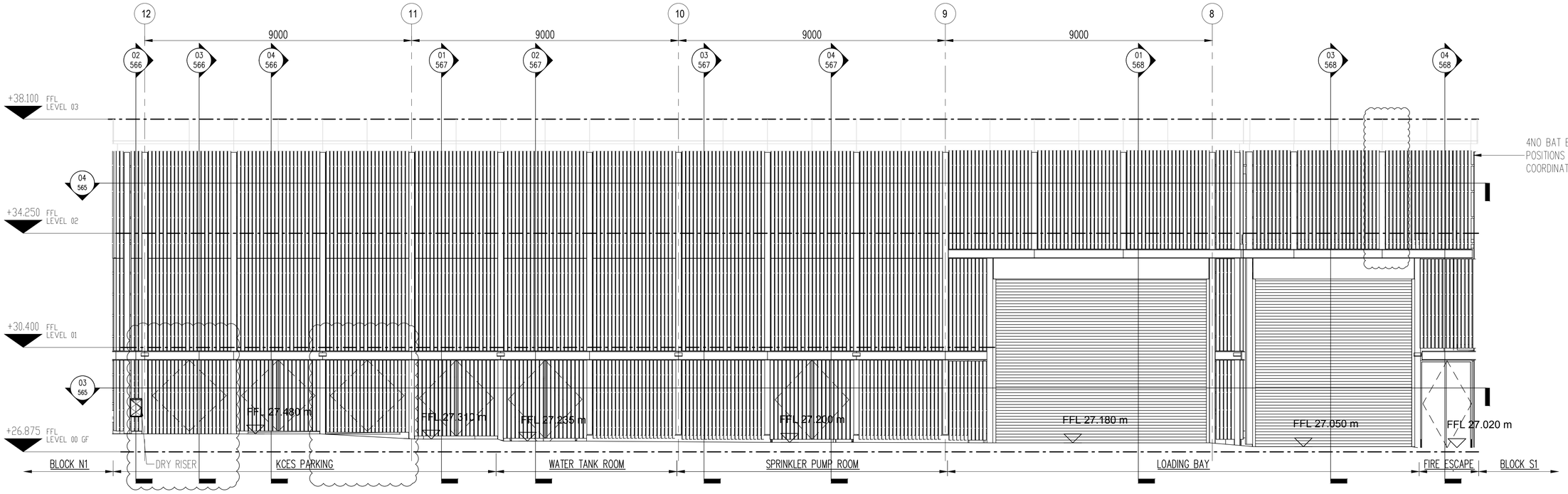

01 / 565 S2 BUILDING WEST ELEVATION
1:75

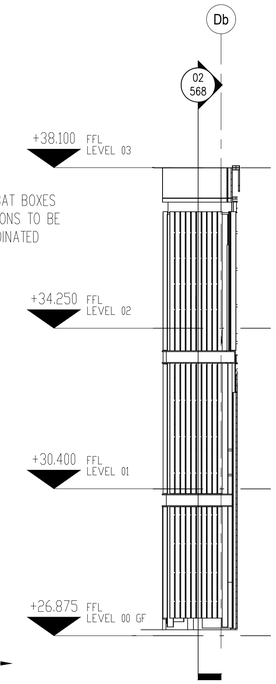

02 / 565 S2 BUILDING SOUTH RETURN ELEVATION
1:75

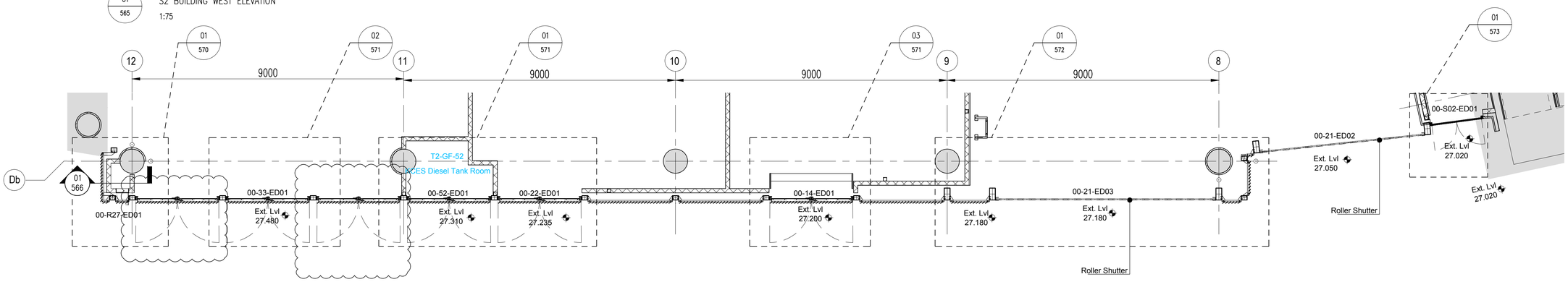

03 / 565 GROUND FLOOR PLAN VIEW
1:75

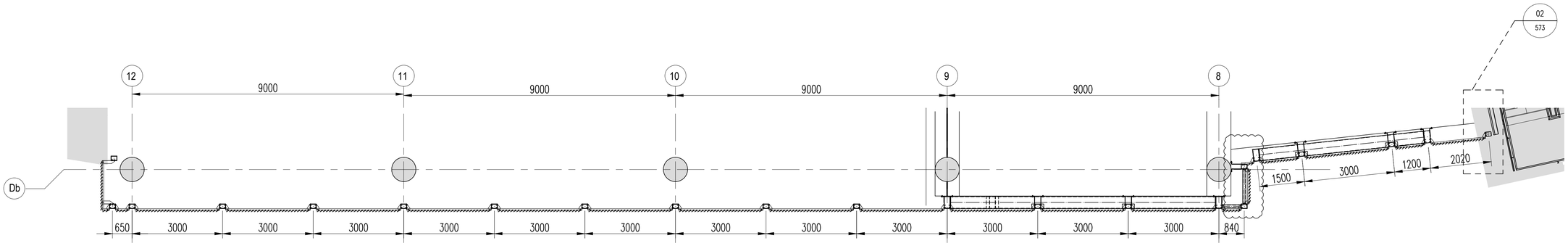

04 / 565 SECOND FLOOR PLAN VIEW
1:75

Note :-

This drawing must not be scaled. All dimensions and levels must be checked on site and any discrepancies reported to the designers prior to manufacture.

This drawing is the copyright of Emtec Products Ltd. It can be used only by this client and on this project as shown in the title block below.

EXTRUDED ALUMINIUM ELEMENTS
TO BE MANUFACTURED FROM MINIMUM 90% RE-CYCLED MATERIAL

no.	issued	date
02	COMMENTS INCORPORATED	29.08.19
01	COMMENTS INCORPORATED	12.06.19
00	ISSUED FOR APPROVAL	12.05.19

FOR APPROVAL

EMTEC
EMTEC PRODUCTS LTD
Unit L,Turn Pike Way,Cressex Industrial Estate High Wycombe, Buckinghamshire. HP12 3FT
TEL: 020 8848 3031 www.emtecproducts.co.uk

Drawing Title
S-2 BUILDING LOUVRE SCREEN GENERAL ARRANGEMENT

Project
KINGS CROSS T-ZONE

Client
STRUCTURAL STAIRWAYS

File no.	Date	Works No.	Quality level
QF9377	12.05.19	PF	1

Scale	Drawn By	Design Auth	Approved
AS NOTED	E.A	E.A	S.E

Drawing number	Rev
KXC-T2-001-Y-SSL-28-565	02