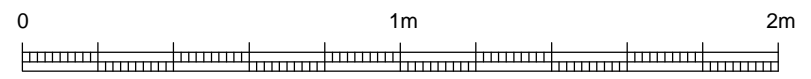

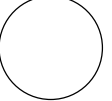

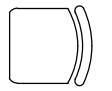


External Seating Licensing Plan



Scale 1:20

Do not scale from drawing.  
 The author of this drawing takes no responsibility for any dimensions obtained by measuring or scaling from this drawing and no reliance may be placed on such dimensions. If no dimension is given it is the responsibility of the recipient to ascertain the dimension specifically from the author or by site measurement.  
 The sizing of all structural and service elements must always be checked against the relevant engineer's drawings. No reliance should be placed upon sizing information shown on this drawing.  
 All areas are approximate and measured off preliminary drawings. They relate to the likely area of the building at the current state of the design and using the stated option either in accordance to client standards or the RICS Code of Measuring Practice, 6th Edition, RICS/ISVA. Any decisions to be made on the basis of these predictions, whether as to project viability, pre-letting, lease agreements or the like should include due allowances for the increases and decreases inherent in the design development and building process.  
 Report all drawing errors, omissions and discrepancies to the architect.

	Area to be occupied by amenities		Table dimensions 0.77m x 0.77m
	Area for pedestrian access		Chair dimensions 0.48m x 0.35m

REV	DATE	NOTES
1	11.12.15	FIRST ISSUE
2	08.01.16	AMENDED PAVEMENT WIDTH AND FURNITURE DIMENSIONS
3	11.01.16	A BOARD ADDED
4	29.01.16	A BOARD REMOVED AND BARRIER DIMENSIONS UPDATED
5	05.02.16	BARRIER WIDTH REDUCED

INT GH GH MG GH GH	PROJECT TITLE CHILANGO CHANCERY LANE	DRAWN GHA
	DRAWING TITLE EXTERNAL SEATING LICENSING PLAN	CHECKED BMA
	DRAWING NO. ASK_015	SCALE 1:20 @ A3 REVISION 5