

**EXTERNAL WALLS:**  
EXISTING EXTERNAL BRICK WALLS TO BE  
RETAINED, CLEANED AND MADE GOOD. REPLACED  
WHERE DAMAGED. REFER TO NBS SPEC C41, C40  
FOR REPOINTING AND CLEANING OF BRICKWORK  
AND CONTRACTOR'S METHOD STATEMENT.

























REFER TO SCHEDULE AND RECORDS OF WORKS  
FOR SCOPE OF REPAIRS TO CORNICES, PARAPETS

**ROOFING:**  
REFER TO SAFE ACCESS STRATEGY DRAWINGS  
FOR PROPOSED MAINTENANCE ACCESS.  
REFER TO SE DRAWINGS FOR FULL DETAILS OF  
ROOF + FLOOR STRUCTURAL CONNECTIONS

**WINDOWS:**  
EXISTING WINDOWS REMOVED AND REPLACED  
WITH NEW PAINTED TIMBER FRAMED SINGLE OR  
DOUBLE GLAZED SASH WINDOWS AND SILLS -

ALL BASEMENT SLABS NEW UNLESS INDICATED ON  
DRAWINGS. REFER TO STRUCTURAL ENGINEER'S  
DRAWINGS AND DETAILS.

- All dimensions to be checked on site
- Do not scale off this drawing
- All dimensions are shown in mm unless otherwise stated
- Refer to drawing issue sheet for purpose of issue
- If in doubt ask
- © Llewelyn Davies

	<b>F10/230A and F10/315</b> NEW BRICK INFILLS
	<b>F10/230A</b> NEW BRICKWORK TO BE DESIGN
	RETAINED EXISTING BRICKWORK REFER TO DEMOLITION PACKAGE
	<b>H62/110A</b> ROOF SLATING WITH COUNTERBATTENS
	<b>F30/766</b> NEW CAST STONE COPING UNITS
	NEW CONCRETE RETAINING WALL TO STRUCTURAL ENGINEER'S DESIGN
	<b>M20/160A</b> RENDER SYSTEM
	<b>F10/255</b> NEW BLOCKWORK INFILLS
	BUILDING DEMARCATION LINE
	<b>J10/110A</b> LIQUID APPLIED WATERPROOFING MEMBRANE
	LIQUID APPLIED WATERPROOFING MEMBRANE: UP TO 1200MM ABOVE EXTERNAL GROUND LEVEL
	<b>J40/290A &amp; 290B</b> WATERPROOFING MEMBRANE
	<b>J40/290A AND 290B</b> WATERPROOFING MEMBRANE: UP TO 1200MM ABOVE EXTERNAL GROUND LEVEL
	<b>M10/110A</b> WATERPROOFING MEMBRANE: UP TO 500MM ABOVE DPC LEVEL
	<b>J31/135</b> LIQUID APPLIED WATERPROOFING SYSTEM: NORTH-SIDE PODIUM
	<b>J10/110B</b> WATERPROOFING MEMBRANE TO SOUTH HOUSE TUNNEL SLAB
	<b>J40/297A</b> TAKING TO OUTER FACE OF NEW CONCRETE WALL
	<b>R10/330</b> CAST IRON PIPEWORK
	VENT PIPE FROM BELOW TO ATMOSPHERE. REFER ARUP DRAWINGS FOR MORE INFORMATION
	DENOTES LEAK
	CAVITY DRAIN INSPECTION PORT AS J40/290A & B
	DENOTES CHEMICAL INJECTION DPC SYSTEM. (STEPPED DPC BY 75MM RISERS)
	<b>F30/610A</b> SEALANT JOINT
	<b>J40/290-B</b> HYDROPHILIC WATER BAR

- ALL LEADWORK TO BE IN ACCORDANCE WITH LSA
- PAPERWORK ROLLED SHEET LEAD- THE COMPLETE MANU.
- DRAWINGS TO BE READ IN CONJUNCTION WITH SPECIFICATION & FINISHES/ SCHEDULE OF WORKS/ MATERIALS & WORKMANSHIP/ MEP & S DRAWINGS.
- CONTRACTOR TO CONFIRM ALL (MINIMUM AND MAXIMUM) DIMENSIONS WHERE SHOWN AS 'SITE DIM' TO ASSIST WITH OBTAINING BUILDING CONTROL APPROVAL. FOR ALL STRUCTURAL INFORMATION REFER TO AECOM DRAWING PACKAGE.
- FOR ALL MEP INFORMATION REFER TO ARUP DRAWING PACKAGE.
- LEVELS ARE BASED ON GREENHATCH GROUND SURVEY & NOT FL LEVELS.
- NO WORKS TO COMMENCE ON SITE WITHOUT NOTIFICATION TO LONDON BOROUGH OF CAMDEN AND RECEIVING WRIT APPROVAL.
- REFER TO SURVEY DRAWINGS ETC.
- ALL DIMENSIONS TO BE CHECKED ON SITE.

C1	For Contract AWW	09/08/19	ZL
Rev	Description	Date	By

Structural Consultant	Services Cons
-----------------------	---------------

**AECOM**  
Cost Consultant

## EQUALS CONSULTING

**BEDFORD PASSAGE DEVELOPMENT  
WORKHOUSE (OLIVER HOUSE)**  
MARKET HOUSING (C3)

**MIDDLESEX ANNEXE LLP**

**WORKHOUSE AWW - ELEVATION 03**

Project Number: \_\_\_\_\_ Re: \_\_\_\_\_

LD15 078.00

BPD-LDW-WH-ZZ-DR-A-250014

Scale @ A1

---

1:50 21/08/2

Architects

LLEWELYN  
DAVIES

**Architects | Planners | Designers**  
3rd floor | 3-5 Rathbone Place | London | W1T 1HJ  
T +44(0)20 7907 7900 | E london@ldavies.com  
[www.ldavies.com](http://www.ldavies.com)