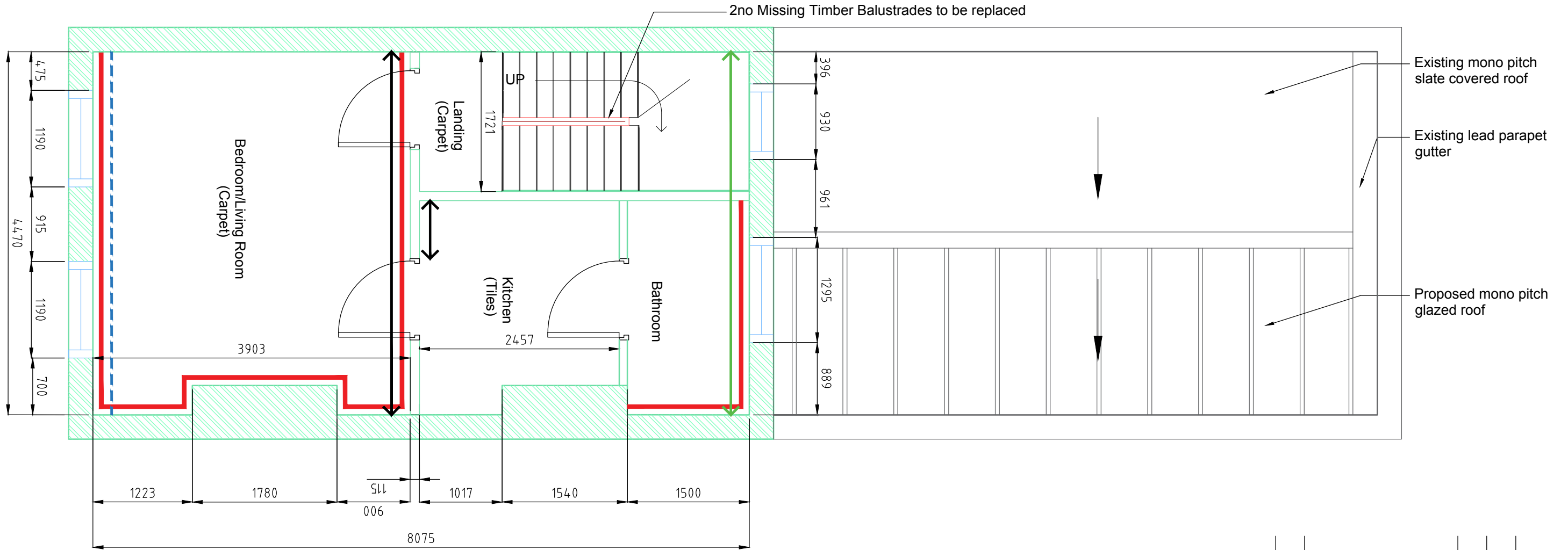
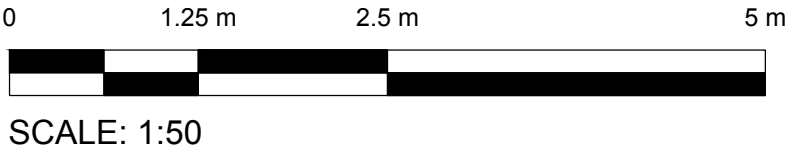
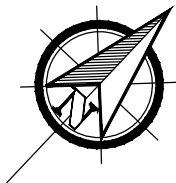



Do not scale this drawing. All Dimensions must be checked on site. This drawing and all details contained hereon are copyright and must not be reproduced without written permission from Property Tectonics.



-  New Timber Picture Rail to match existing
-  New Moulded plaster cornice to match existing
-  New Lath and Plaster to stud partition. Existing Timber laths to be reused
-  Replastering to external walls



REV	DESCRIPTION	AUTH	APP	DATE



**Hatfield**  
2nd Floor Titan Court, 3 Bishop Square  
Hatfield, AL10 9NA  
Telephone: 01707 243408  
Email: Hatfield@Property-Tectonics.co.uk

**JOB TITLE**  
250 Grays Inn Road  
London  
WC1X 8JR

**DRAWING TITLE**  
*Proposed First Floor  
General Arrangement Plan*

DATE 02.09.19	DRAWN JN
SCALE 1:50 @ A3	CHECKED

DRAWING NUMBER <b>J9648-011</b>	REVISION /
------------------------------------	---------------