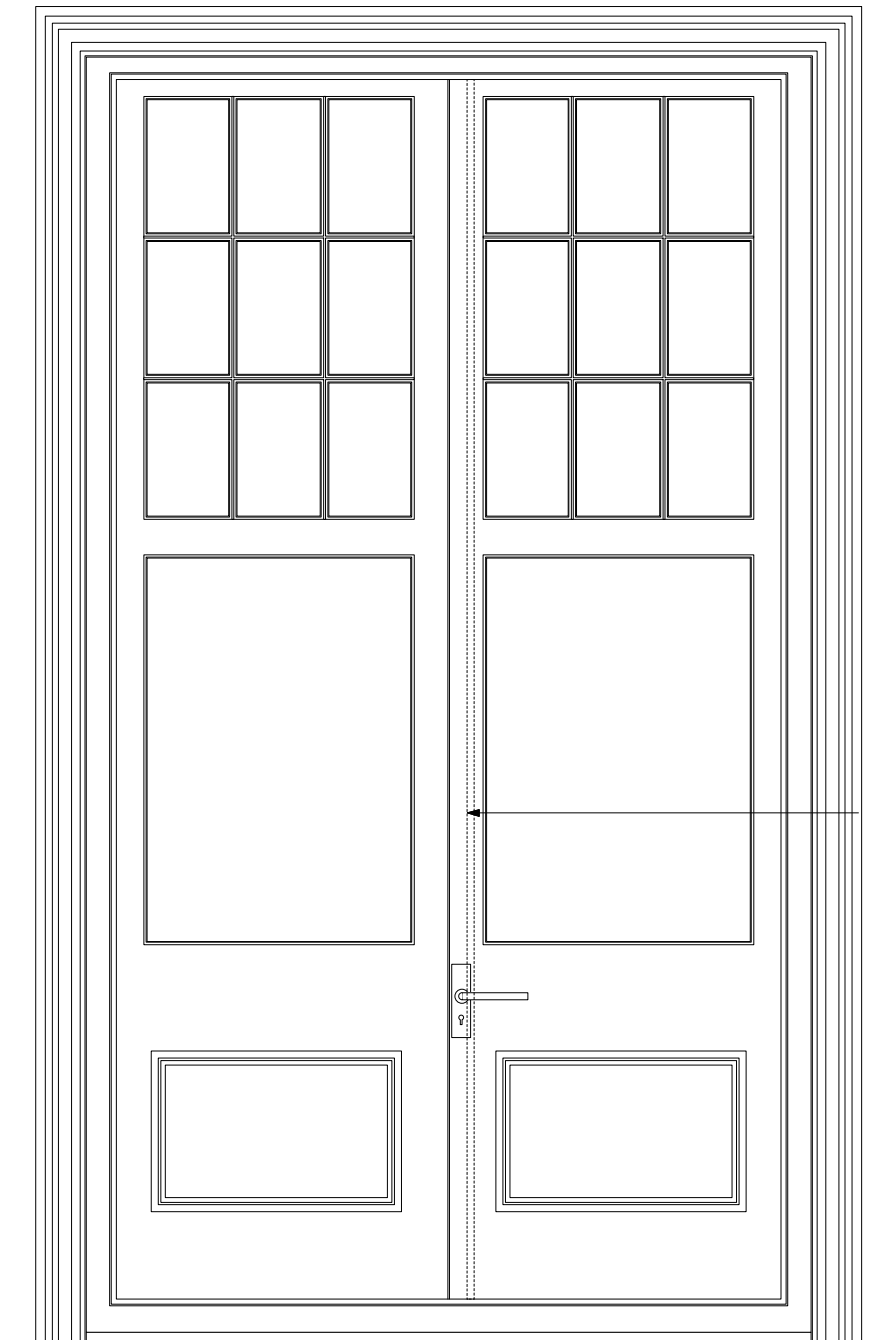
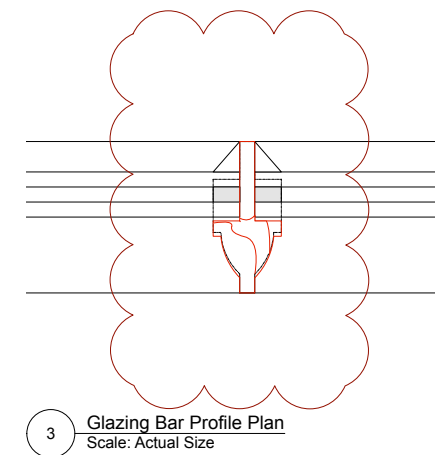


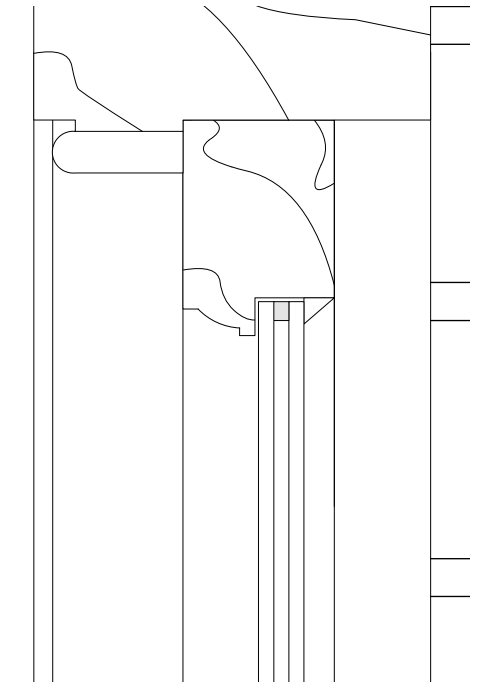
1 French Door External Elevation
Scale: 1:8



2 French Door Internal Elevation
Scale: 1:8

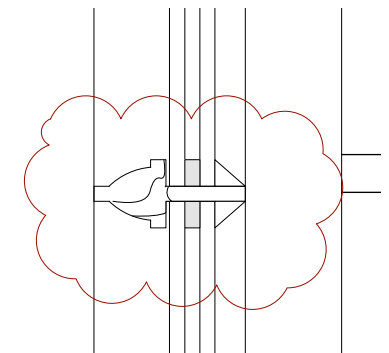


3 Glazing Bar Profile Plan
Scale: Actual Size



4 French Door Profile Section
Scale: Actual Size

Adequate locking system to be either incorporated within the door or alternative locking system to be agreed with Client



Revision	Date	Amendment	Notes					Client	Mrs and Mr Strobel	Burwell Deakins			
A	25.04.2019	Planning Issue						Project	5 Gainsborough Gardens				
B	20.08.2019	Glazing Bars revised following comments from planning officer						Drawing	French Door Details - Back Garden				
								Scale	1:50@ A1/1:100@A3	Drawn	ASG	info@burwellarchitects.com	
								Date	April 2019			www.burwellarchitects.com	
								Project N°	785	Drawing N°	785_A_026	Revision	B
								NO DIMENSIONS ARE TO BE SCALED FROM THIS DRAWING. THE CONTRACTOR/MANUFACTURER IS RESPONSIBLE FOR CHECKING ALL DIMENSIONS AND QUERYING ANY DISCREPANCIES. THIS DRAWING IS THE PROPERTY OF BDA ARCHITECTS LTD. COPYRIGHT IS RESERVED BY THEM AND THE DRAWING IS ISSUED ON CONDITION THAT IT IS NOT COPIED, REPRODUCED, RETAINED OR DISCLOSED TO ANY UNAUTHORISED PERSON, EITHER WHOLLY OR IN PART, WITHOUT WRITTEN CONSENT.		Unit 0.01 California Building London SE13 7SF +44 (0) 2083 056010		First Floor 6 Southernhay West Exeter EX1 1JG +44 (0) 1392 423981	