






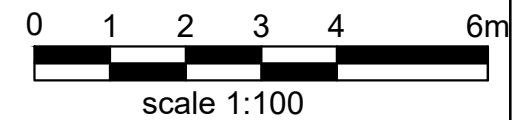
Existing Front Elevation
Scale 1:100



Existing Side Elevation
Scale 1:100

LEGEND

-  Existing wall
-  Proposed partition wall
-  Proposed fixed canopy



- Notes**
- 1- This drawing is not for construction
 - 2- All Dimension are in millimeters
 - 3- Dimensions are not to be scaled directly from drawings
 - 4- All dimensions are to be checked on site and the Architect is to be inform of any discrepancies before construction commences
 - 5- All references to drawings refer to current revision of that drawing
 - 6- The Copyright of this drawing belongs to Archpl Ltd.



Proposed Front Elevation
Scale 1:100



Proposed Side Elevation
Scale 1:100

Rev.	Date	Revisions
PLANNING		
 ARCH ARCHITECTURAL DESIGN STUDIO 400 West Green Road, West Green, London, N15 3PX Tel: 0208 809 2320 - 0784241 0527 Web: www.archpl.co.uk		
Client Mondli Kadiu		
Project 92A Kingsgate Road NW6 4LA		
Scale 1/100@A3	Date 07/2019	
Drawn By FC	Checked By AEC	
Project No. 19126	Drawing No. AC101	Revision -
Drawing title Existing & Proposed Elevations:Front/Side		