

PLEASE NOTE:

1. ALL DIMENSIONS TO BE CHECKED ON SITE BEFORE FABRICATION.
2. CONTRACTOR TO REFER TO ENGINEER'S DRAWINGS BEFORE PROCEEDING WITH WORKS.
3. ALL DRAWINGS AND DESIGNS ARE COVERED BY DESIGN RIGHT (INTELLECTUAL PROPERTY), AND MAY NOT BE DISTRIBUTED, COPIED OR ISSUED WITHOUT WRITTEN PERMISSION BY XUL ARCHITECTURE.
4. ALL DESIGN CONCEPTS ARE THE SOLE PROPERTY OF XUL ARCHITECTURE AND NO ADAPTATIONS, REPRODUCTIONS OR COPIES MAY BE MADE WITHOUT WRITTEN PERMISSION OF XUL ARCHITECTURE.
5. THESE DRAWINGS ARE SUBJECT TO ANY VARIATION REQUIRED OR RECOMMENDATION BY ANY STATUTORY AUTHORITY, OR FOR THE BETTER CARRYING OUT OF THE WORKS.
6. SAMPLES TO BE PROVIDED BY CONTRACTOR FOR XUL ARCHITECTURE'S APPROVAL.
7. ALL FINISHES TO XUL ARCHITECTURE'S SATISFACTION.
8. ALL DRAWINGS TO BE APPROVED BY XUL ARCHITECTURE PRIOR TO CONSTRUCTION.

ADDITIONAL NOTES:

All existing windows are single glazed. They are all being replaced for double glazed windows to match like-for-like the existing windows (Conservation area style).

REVISIONS

No	Date	Description Issue For	Issue By
00	12.12.18	PLANNING	AS
01	05.06.19	PLANNING	YR
02	06.06.19	PLANNING	YR
03	14.06.19	PLANNING	YR
04	12.07.19	PLANNING	YR
05	02.08.19	PLANNING	YR


Client
PRIVATE CLIENT

Project
60 Flask Walk
London NW3 1HE


Title
**EXISTING & PROPOSED
Typical Window Details - Type 1**

Scale 1:2, 1:10@A3	Dwg. No. PA-02	Rev. 05
Date 12.12.18	Project Number 18087	
Drawn AS	Checked SS	

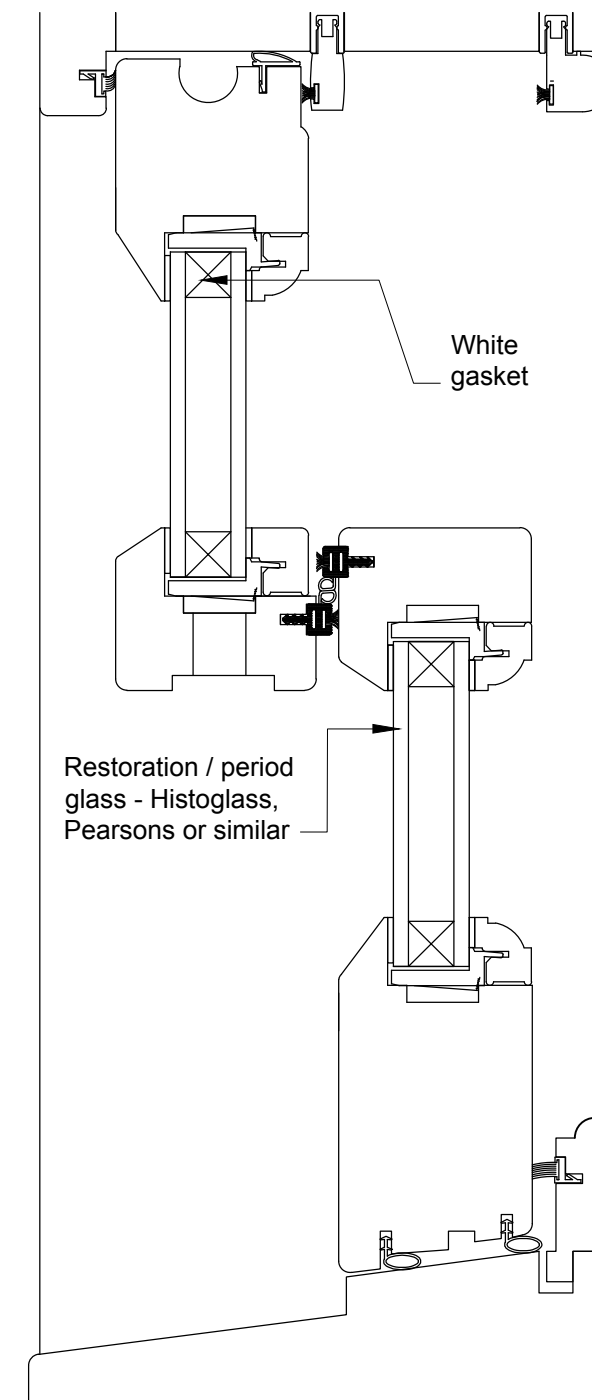
NOTE: All new windows to have white gaskets and restoration / period glass to be used for the outer pane.



TYPICAL SASH WINDOW
Existing Elevation Type 1
SCALE 1:10@A3 PA-02



TYPICAL SASH WINDOW
Proposed Elevation Type 1
SCALE 1:10@A3 PA-02



PROPOSED WINDOW
Detail 01
SCALE 1:2@A3

