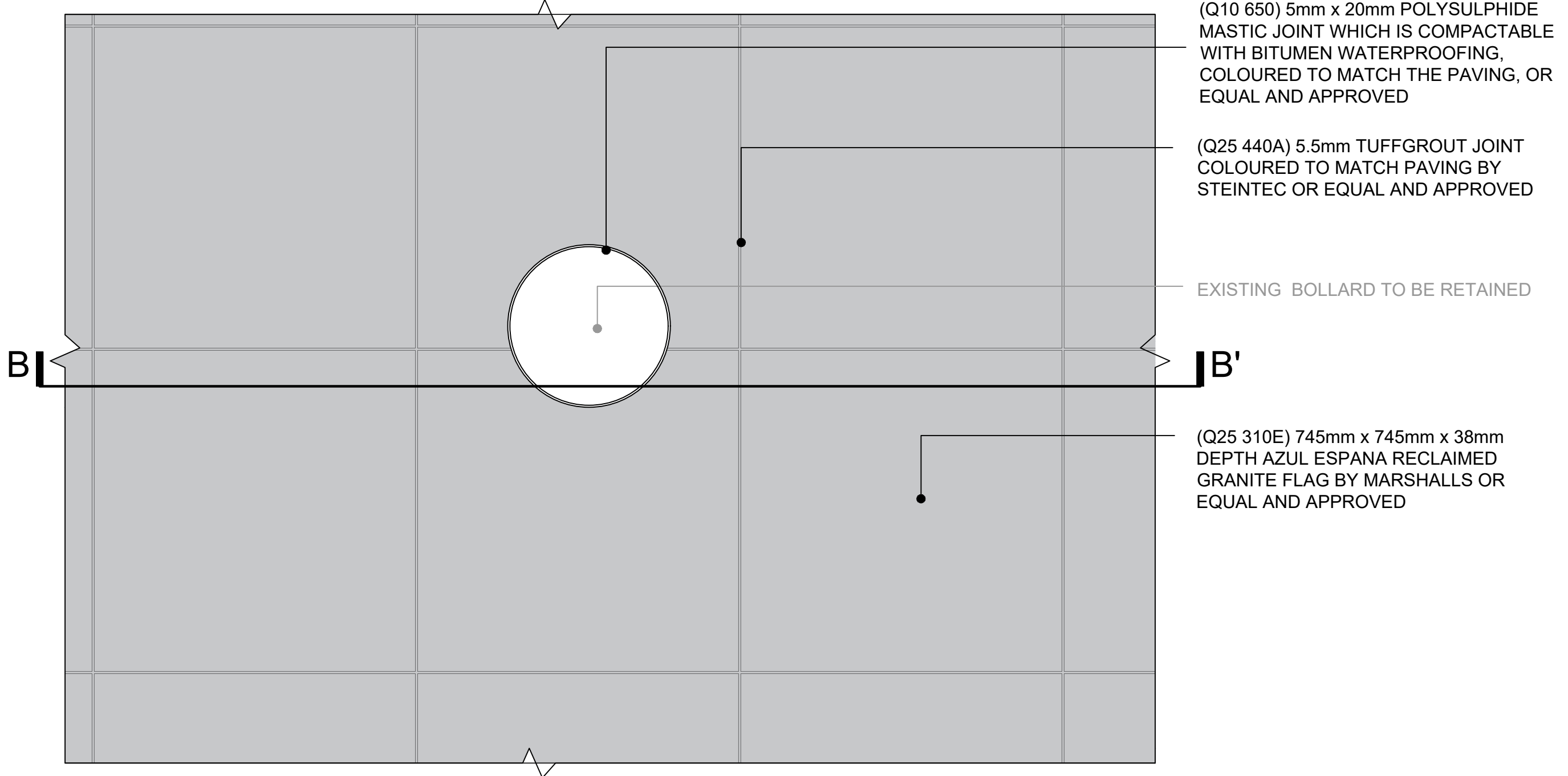
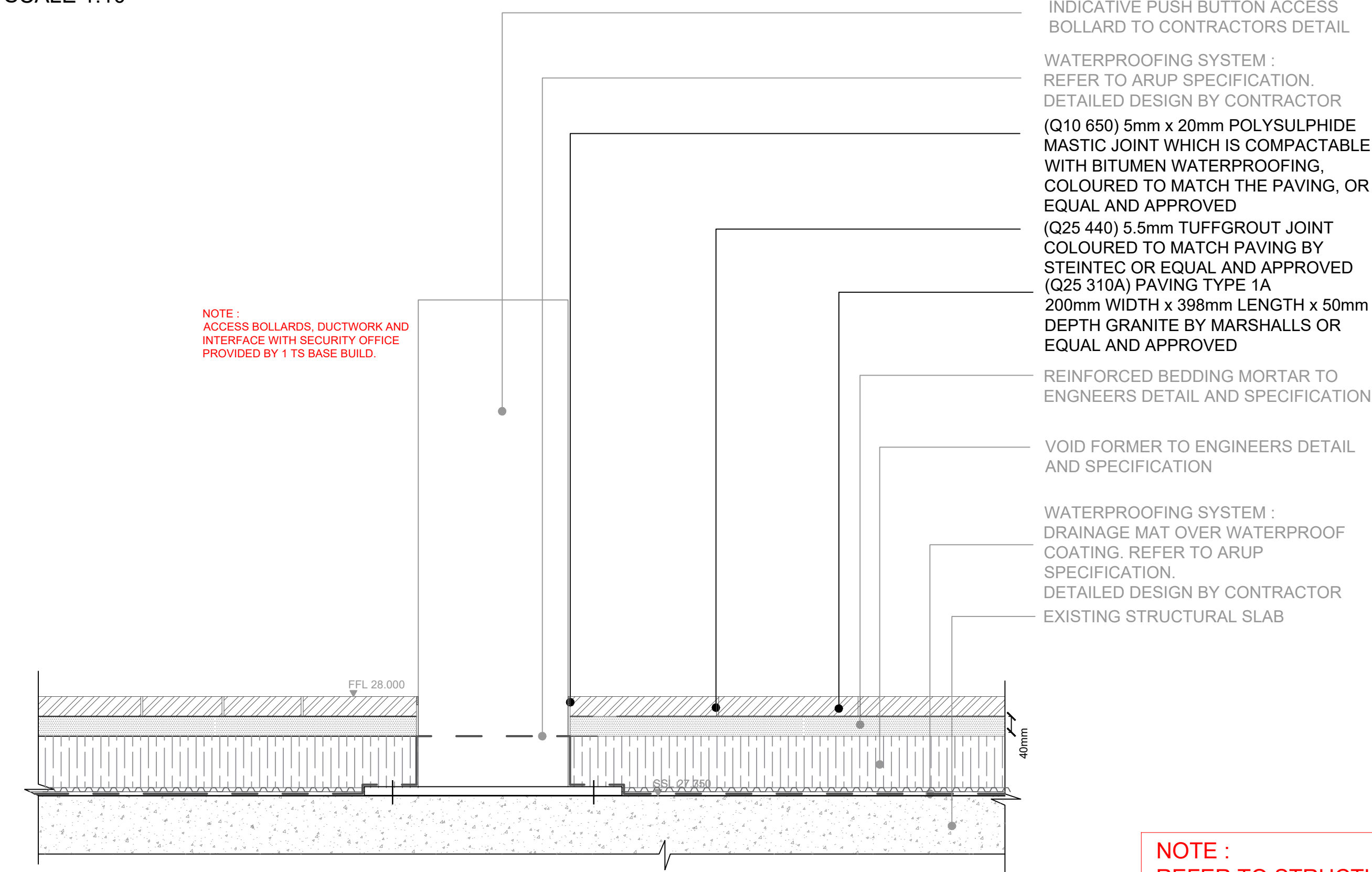



DETAIL 4.03A  
INDICATIVE PUSH BUTTON ACCESS BOLLARD INTERFACE DETAIL PLAN  
SCALE 1:10



DETAIL 4.03B  
INDICATIVE STAINLESS STEEL BOLLARD INTERFACE DETAIL PLAN  
SCALE 1:10



SECTION A-A'  
INDICATIVE PUSH BUTTON ACCESS BOLLARDS INTERFACE  
DETAIL SCALE 1:10



SECTION B-B'  
INDICATIVE STAINLESS STEEL BOLLARD INTERFACE DETAIL  
SCALE 1:10

NOTE :  
REFER TO STRUCTURAL  
SPECIFICATION  
246868-A\_A-XX-XX-SP-SX-39001 FOR  
CONSTRAINTS ON CONNECTIONS  
TO EXISTING STRUCTURE.

NOTE:  
CONTRACTOR TO PROVIDE SHOP  
DRAWINGS FOR REVIEW AND  
APPROVAL PRIOR TO FABRICATION.

GENERAL NOTES

1. DO NOT SCALE DRAWING.
2. ALL SETTING OUT, LEVELS AND DIMENSIONS TO BE AGREED ON SITE.
3. THE DIMENSIONS OF ALL MATERIALS MUST BE CHECKED ON SITE BEFORE BEING LAID OUT.
4. THIS DRAWING MUST BE READ WITH THE RELEVANT SPECIFICATION CLAUSES AND DETAIL DRAWINGS.
5. ORDER OF CONSTRUCTION AND SETTING OUT TO BE AGREED ON SITE.

HEALTH AND SAFETY INFORMATION

REFER TO HEALTH AND SAFETY FILE.

Rev	Description	Date
00	First Issue	20.06.19
01	STAGE 4 TENDER ISSUE	28.06.19

CLIENT

British Land  
45 Seymour Street, London W1H 7LX  
Telephone: 020 7486 4466 Fax: 020 7935 5552  
E-Mail: info@britishland.com

CONSULTANT

TOWNSHEND  
LANDSCAPE ARCHITECTS

Northumberland House 303-306 High Holborn | London WC1V 7JZ  
E-mail: tia@townshendia.com  
Telephone: 020 7729 9333

PROJECT

REGENTS PLACE - 1 TRITON

TITLE

Detail 4.03 Bollard Details

PROJECT NUMBER

667

SCALE (@ A1)

1:10

DATE

JUNE 2019

DRAWN BY

FL

CHECKED BY

SP

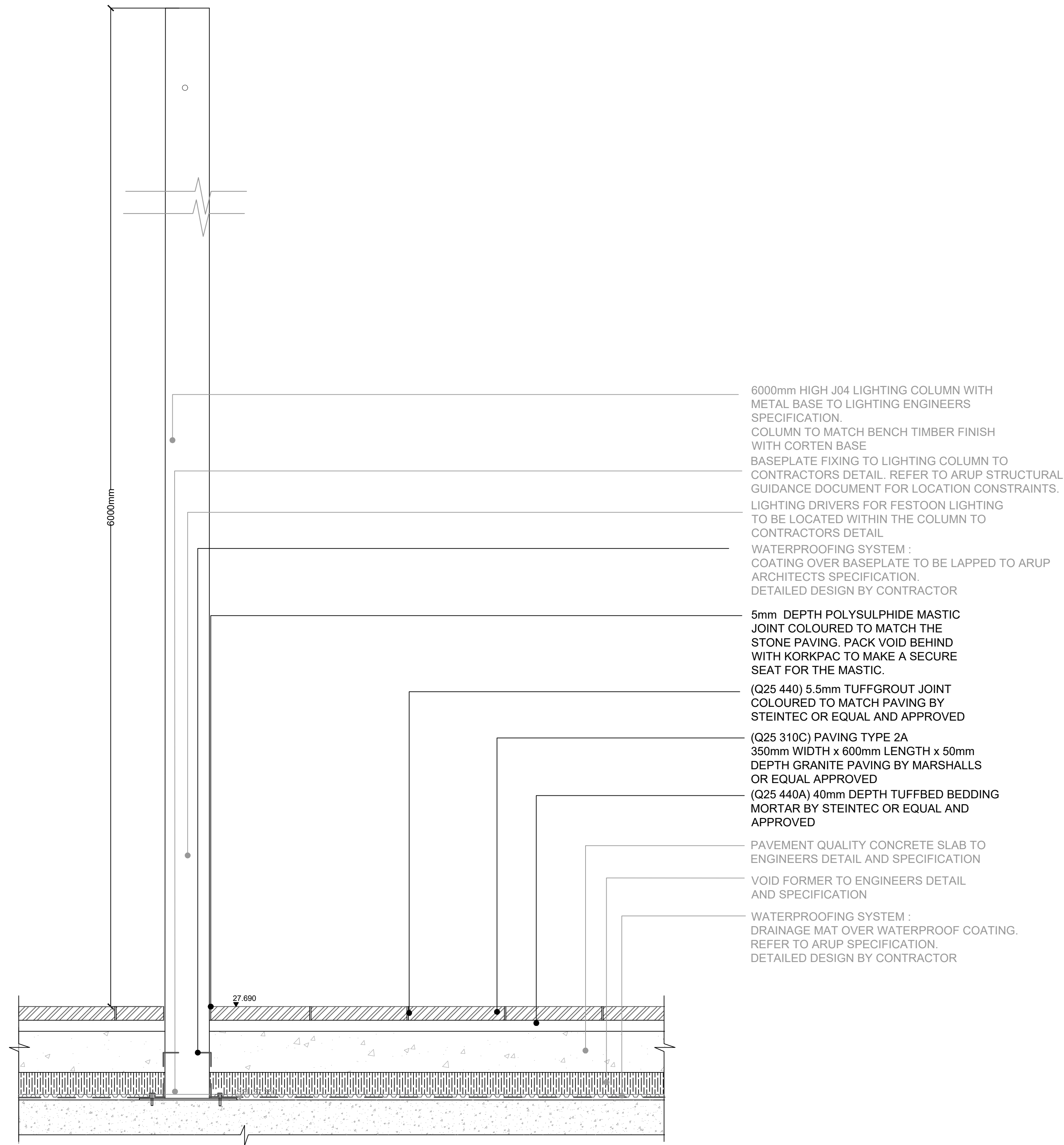
STAGE 4 - TENDER ISSUE

DRAWING NUMBER

TOWN667(04)6403

REV

01



DETAIL 4.04A  
TYPICAL J04 LIGHTING COLUMN DETAIL  
SCALE 1:10

NOTE :  
CONTRACTOR TO REFER TO STRUCTURAL SPECIFICATION  
246868-A\_A-XX-XX-SP-SX-39001 FOR CONSTRAINTS ON CONNECTIONS TO EXISTING STRUCTURE.

NOTE:  
CONTRACTOR TO PROVIDE SHOP DRAWINGS FOR REVIEW AND APPROVAL PRIOR TO FABRICATION.

GENERAL NOTES

1. DO NOT SCALE DRAWING.
2. ALL SETTING OUT, LEVELS AND DIMENSIONS TO BE AGREED ON SITE.
3. THE DIMENSIONS OF ALL MATERIALS MUST BE CHECKED ON SITE BEFORE BEING LAID OUT.
4. THIS DRAWING MUST BE READ WITH THE RELEVANT SPECIFICATION CLAUSES AND DETAIL DRAWINGS.
5. ORDER OF CONSTRUCTION AND SETTING OUT TO BE AGREED ON SITE.

HEALTH AND SAFETY INFORMATION

REFER TO HEALTH AND SAFETY FILE.

Rev	Description	Date
00	First Issue	13.06.19
01	Stage 4 Issue	20.06.19
02	STAGE 4 TENDER ISSUE	28.06.19

CLIENT

British Land  
45 Seymour Street, London W1H 7LX  
Telephone: 020 7486 4466 Fax: 020 7935 5552  
E-Mail info@britishland.com

CONSULTANT

TOWNSHEND  
LANDSCAPE ARCHITECTS

Northumberland House 303-306 High Holborn | London WC1V 7JZ  
E-mail: tia@townshendia.com  
Telephone: 020 7729 9333

PROJECT

REGENTS PLACE - 1 TRITON

TITLE

Detail 4.07 Lighting Fixing Details Sheet 1

PROJECT NUMBER

667

SCALE (@ A1)

1:10

DATE

JUN 2019

DRAWN BY

FL

CHECKED BY

SP

STAGE 4 - TENDER ISSUE

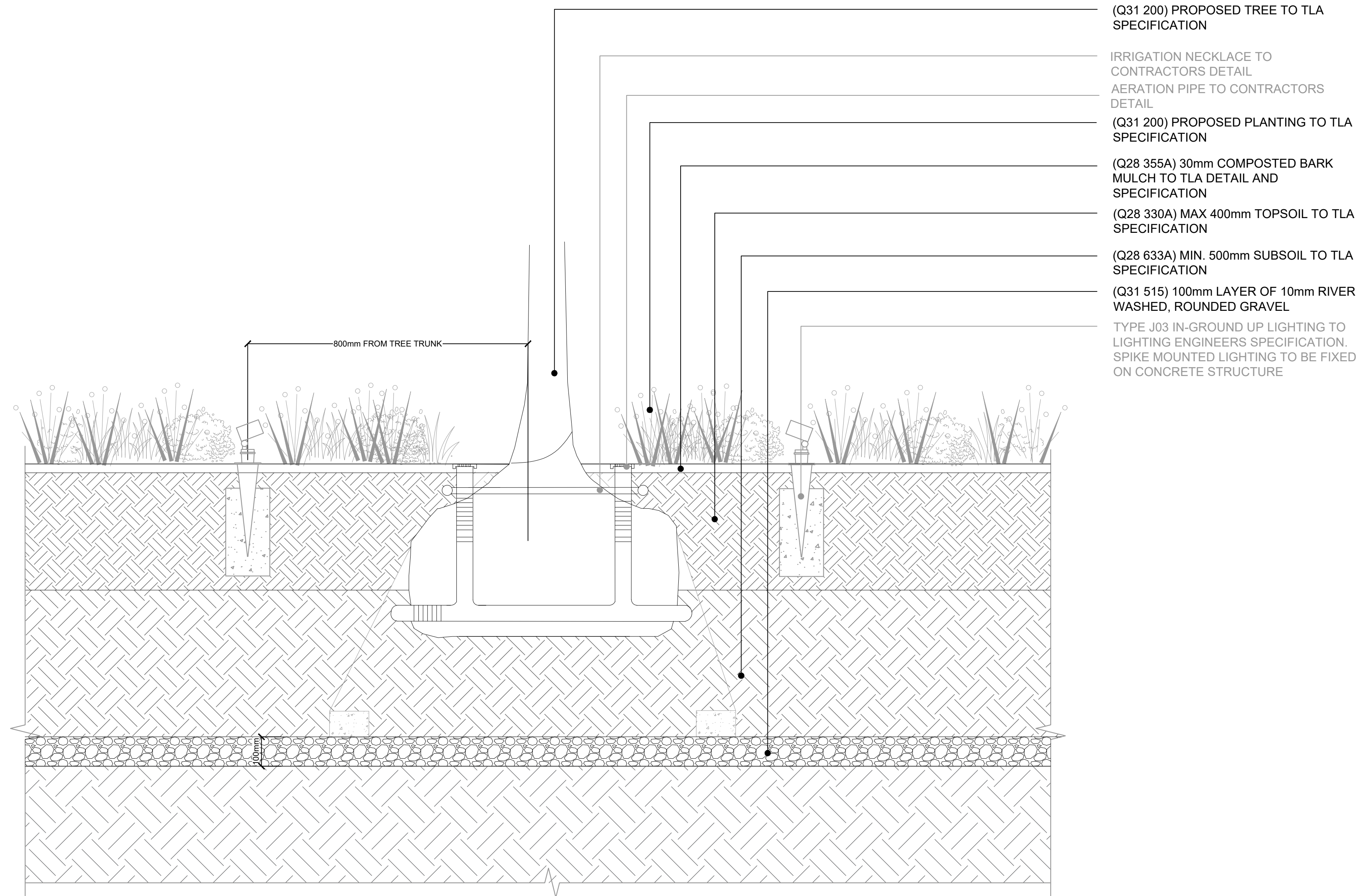
DRAWING NUMBER

TOWN667(04)6404

REV

02





DETAIL 4.05A  
TYPICAL UPLIGHTERS TO PROPOSED TREES  
LONGFORD PLACE  
SCALE 1:10

NOTE :  
CONTRACTOR TO CHECK ROOT PROTECTION ZONE AS IDENTIFIED ON THE ARBORICULTURIST REPORT TO LOCATE LIGHTING WITHOUT DAMAGING ROOTS. ANY ALTERNATIVE LOCATIONS TO BE REVIEWED AND APPROVED BY DESIGN TEAM PRIOR TO INSTALLATION.

GENERAL NOTES

1. DO NOT SCALE DRAWING.
2. ALL SETTING OUT, LEVELS AND DIMENSIONS TO BE AGREED ON SITE.
3. THE DIMENSIONS OF ALL MATERIALS MUST BE CHECKED ON SITE BEFORE BEING LAID OUT.
4. THIS DRAWING MUST BE READ WITH THE RELEVANT SPECIFICATION CLAUSES AND DETAIL DRAWINGS.
5. ORDER OF CONSTRUCTION AND SETTING OUT TO BE AGREED ON SITE.

HEALTH AND SAFETY INFORMATION

REFER TO HEALTH AND SAFETY FILE.

Rev	Description	Date
00	First Issue	20.06.19
01	STAGE 4 TENDER ISSUE	28.06.19

CLIENT

British Land  
45 Seymour Street, London W1H 7LX  
Telephone: 020 7486 4466 Fax: 020 7935 5552  
E-Mail [info@britishland.com](mailto:info@britishland.com)

CONSULTANT

TOWNSHEND  
LANDSCAPE ARCHITECTS

Northumberland House 303-306 High Holborn | London WC1V 7JZ  
E-mail: [tia@townshendia.com](mailto:tia@townshendia.com)  
Telephone: 020 7729 9333

PROJECT

REGENTS PLACE - 1 TRITON

TITLE

Detail 4.07 Lighting Fixing Details Sheet 2

PROJECT NUMBER

667

SCALE (@ A1)

1:10

DATE

JUNE 2019

DRAWN BY FL

CHECKED BY SP

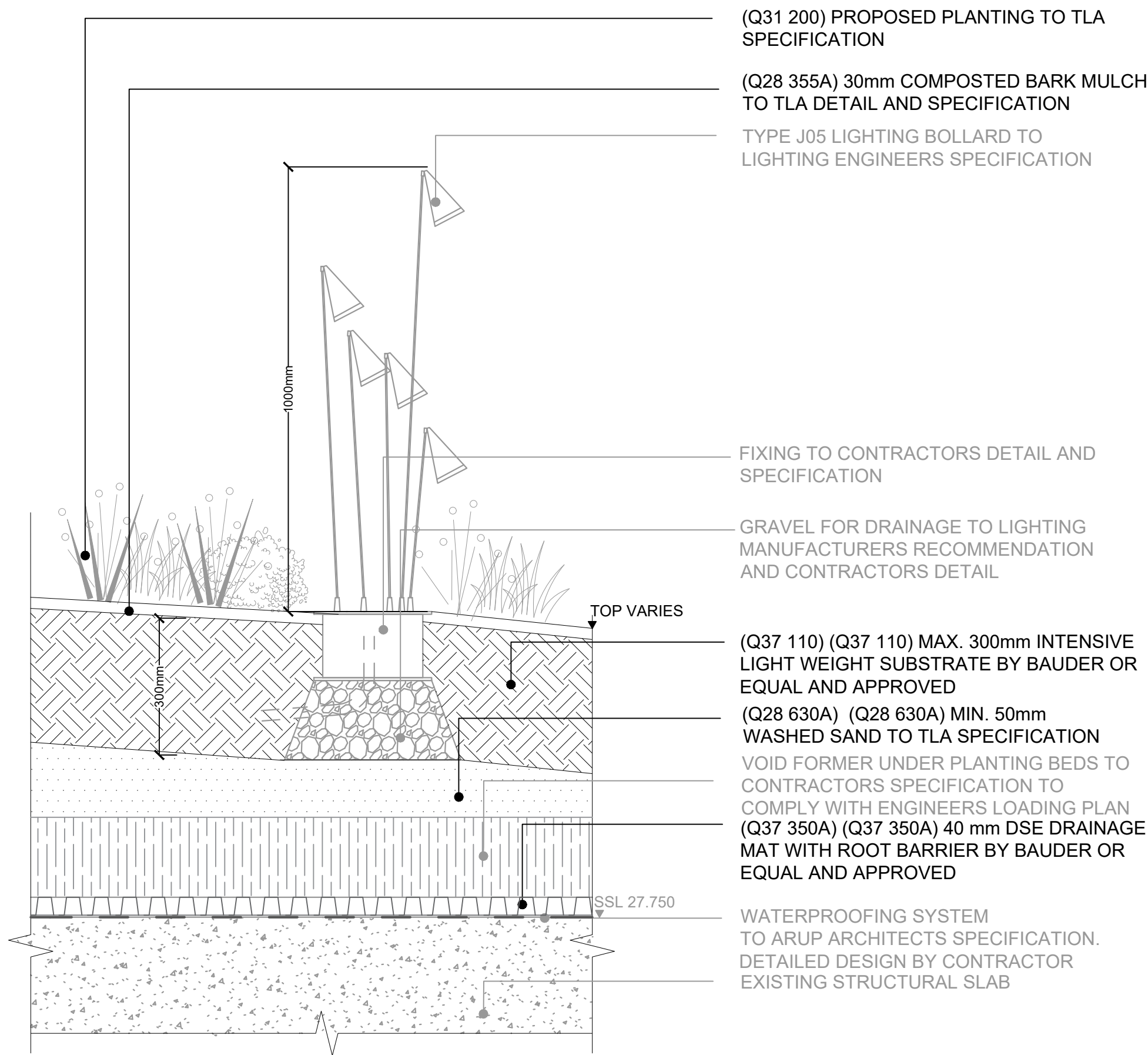
STAGE 4 - TENDER ISSUE

DRAWING NUMBER

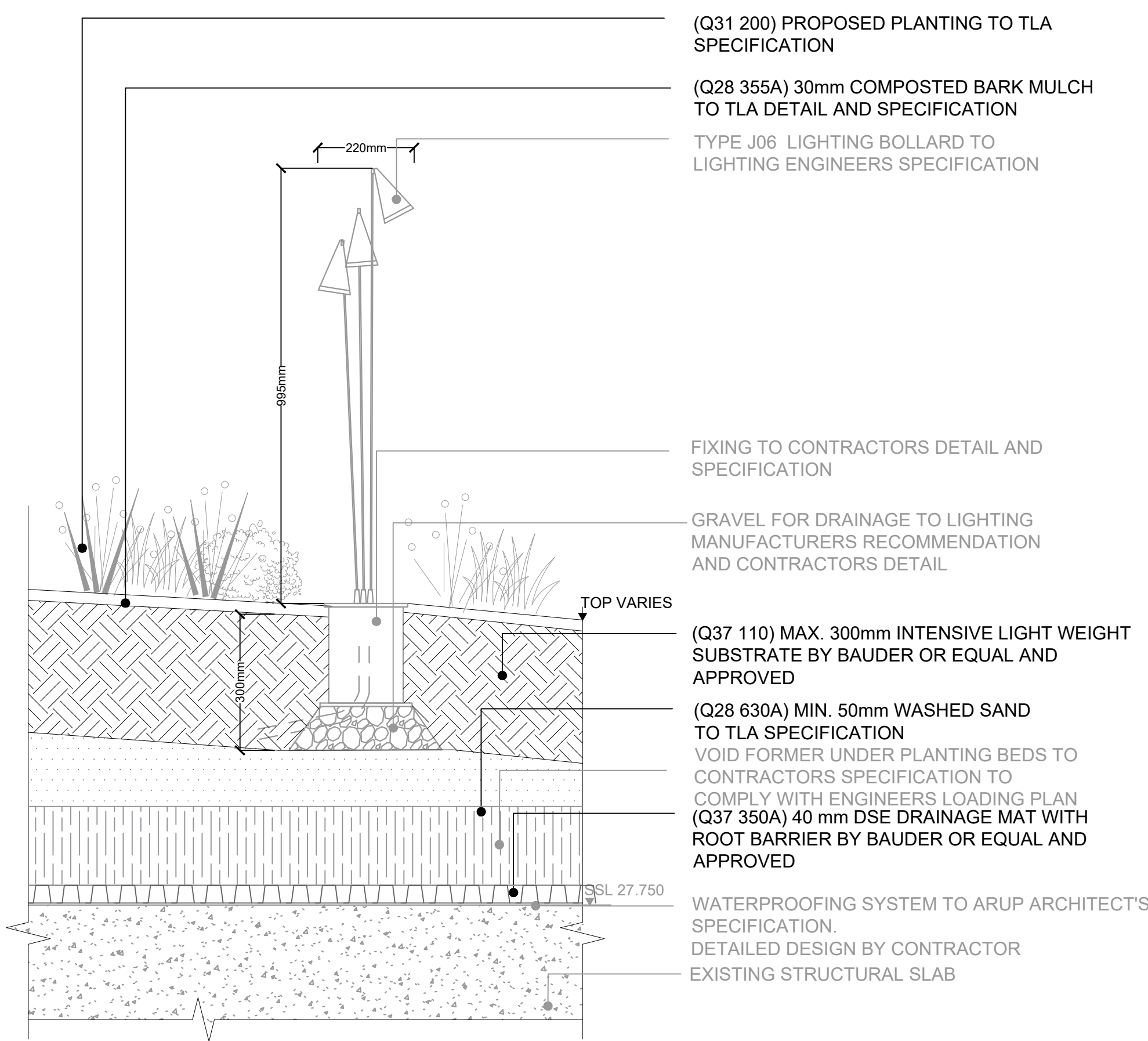
TOWN667(04)6405

REV

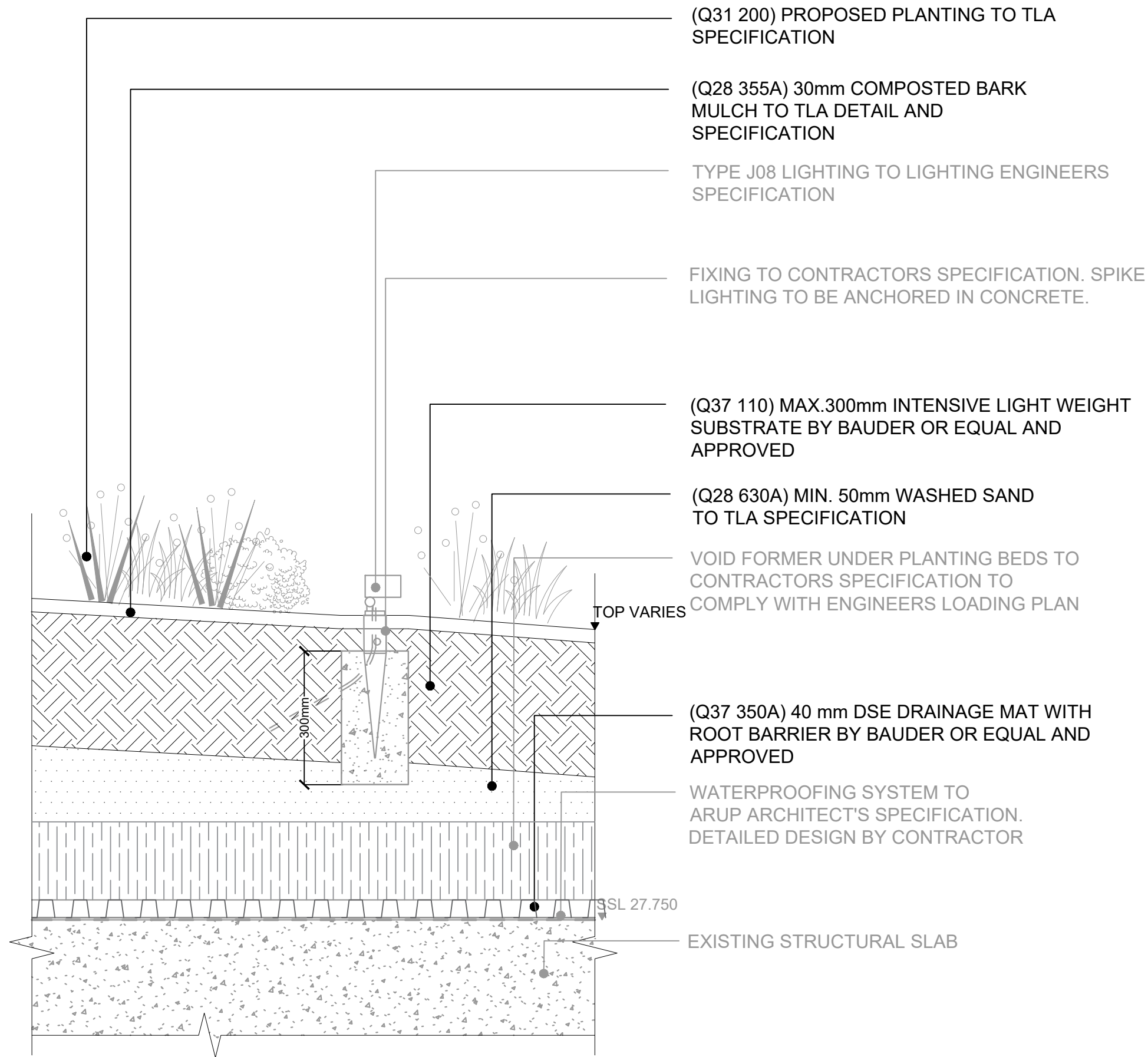
01



DETAIL 4.06A  
TYPICAL J05 LIGHTING BOLLARD DETAIL  
1TRITON - SOUTH  
SCALE 1:10



DETAIL 4.06B  
TYPICAL J06 LIGHTING BOLLARD DETAIL  
1TRITON - SOUTH  
SCALE 1:10



DETAIL 4.06C  
TYPICAL J08 LIGHTING DETAIL  
1TRITON - SOUTH  
SCALE 1:10

GENERAL NOTES

1. DO NOT SCALE DRAWING.
2. ALL SETTING OUT, LEVELS AND DIMENSIONS TO BE AGREED ON SITE.
3. THE DIMENSIONS OF ALL MATERIALS MUST BE CHECKED ON SITE BEFORE BEING LAID OUT.
4. THIS DRAWING MUST BE READ WITH THE RELEVANT SPECIFICATION CLAUSES AND DETAIL DRAWINGS.
5. ORDER OF CONSTRUCTION AND SETTING OUT TO BE AGREED ON SITE.

HEALTH AND SAFETY INFORMATION

REFER TO HEALTH AND SAFETY FILE.

Rev	Description	Date
00	First Issue	14.06.19
01	Stage 4 Issue	20.06.19
02	STAGE 4 TENDER ISSUE	28.06.19

CLIENT

British Land  
45 Seymour Street, London W1H 7LX  
Telephone: 020 7486 4466 Fax: 020 7935 5552  
E-Mail: info@britishland.com

CONSULTANT

TOWNSHEND  
LANDSCAPE ARCHITECTS

Northumberland House 303-306 High Holborn | London WC1V 7JZ  
E-mail: tia@townshendia.com  
Telephone: 020 7729 9333

PROJECT

REGENTS PLACE - 1 TRITON

TITLE

Detail 4.09 Lighting Fixing Details Sheet 3

PROJECT NUMBER

667

SCALE (@ A1)

1:10

DATE

JUNE 2019

DRAWN BY

FL

CHECKED BY

SP

STAGE 4 - TENDER ISSUE

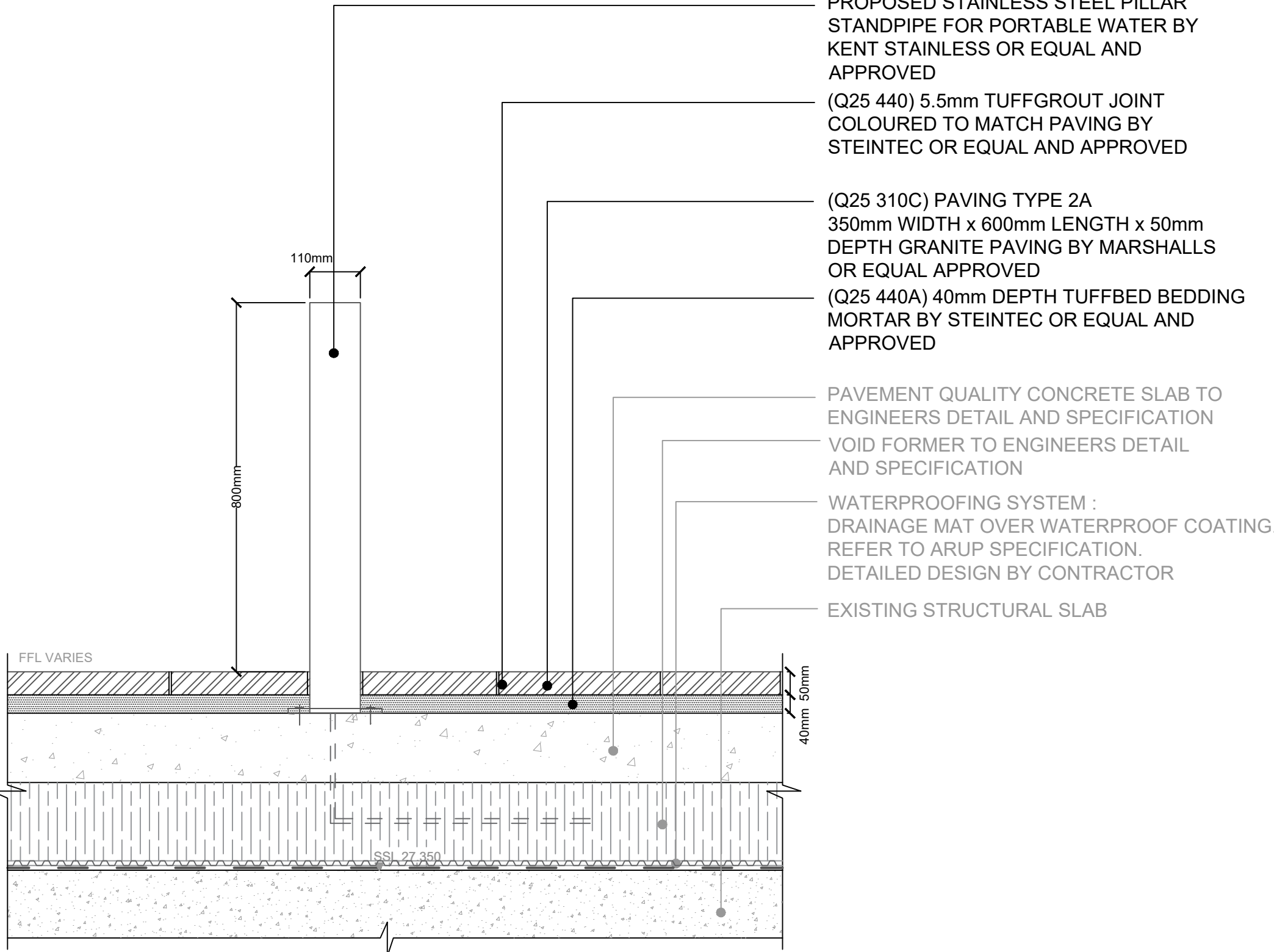
DRAWING NUMBER

TOWN667(04)6406

REV

02

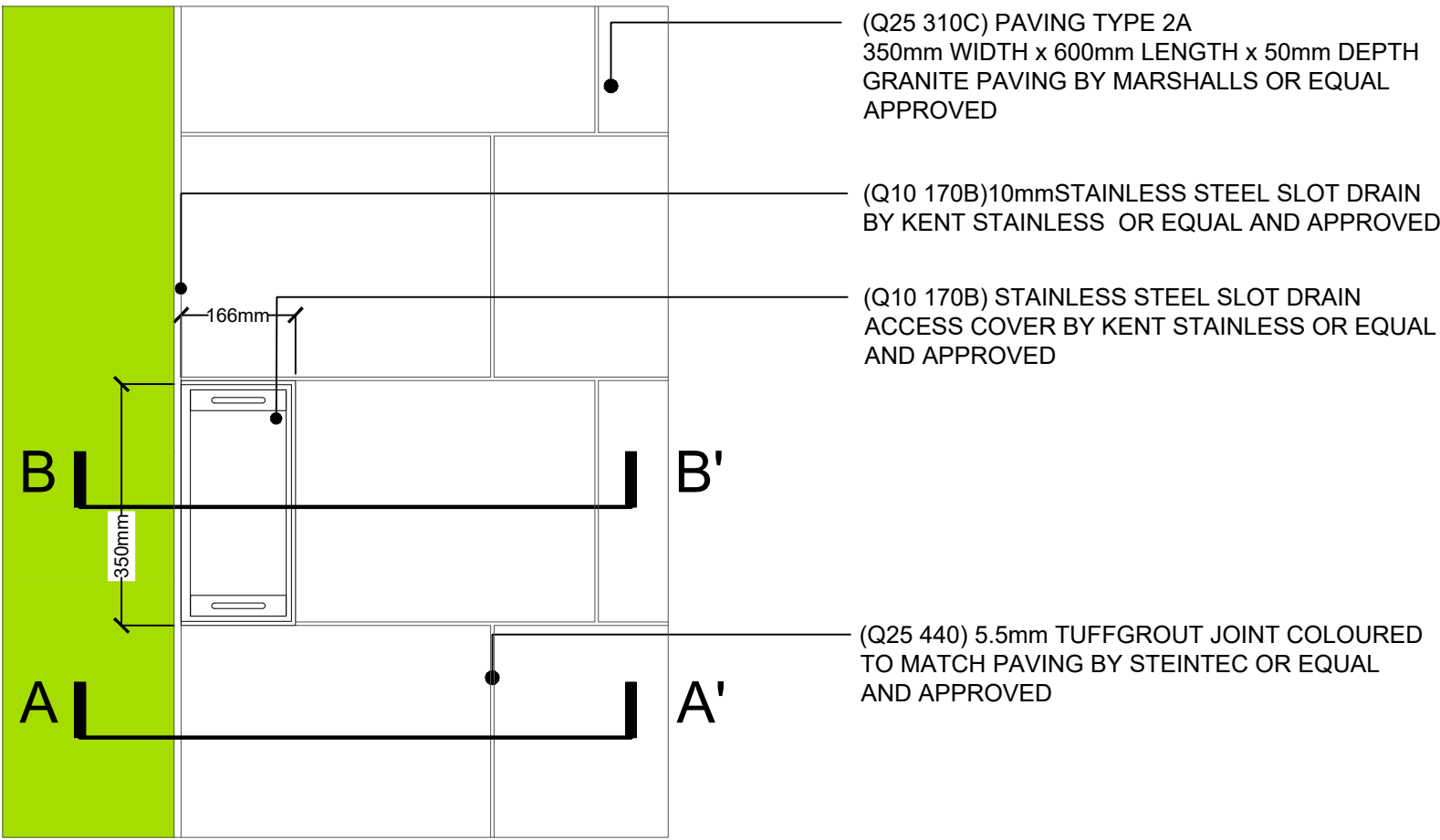




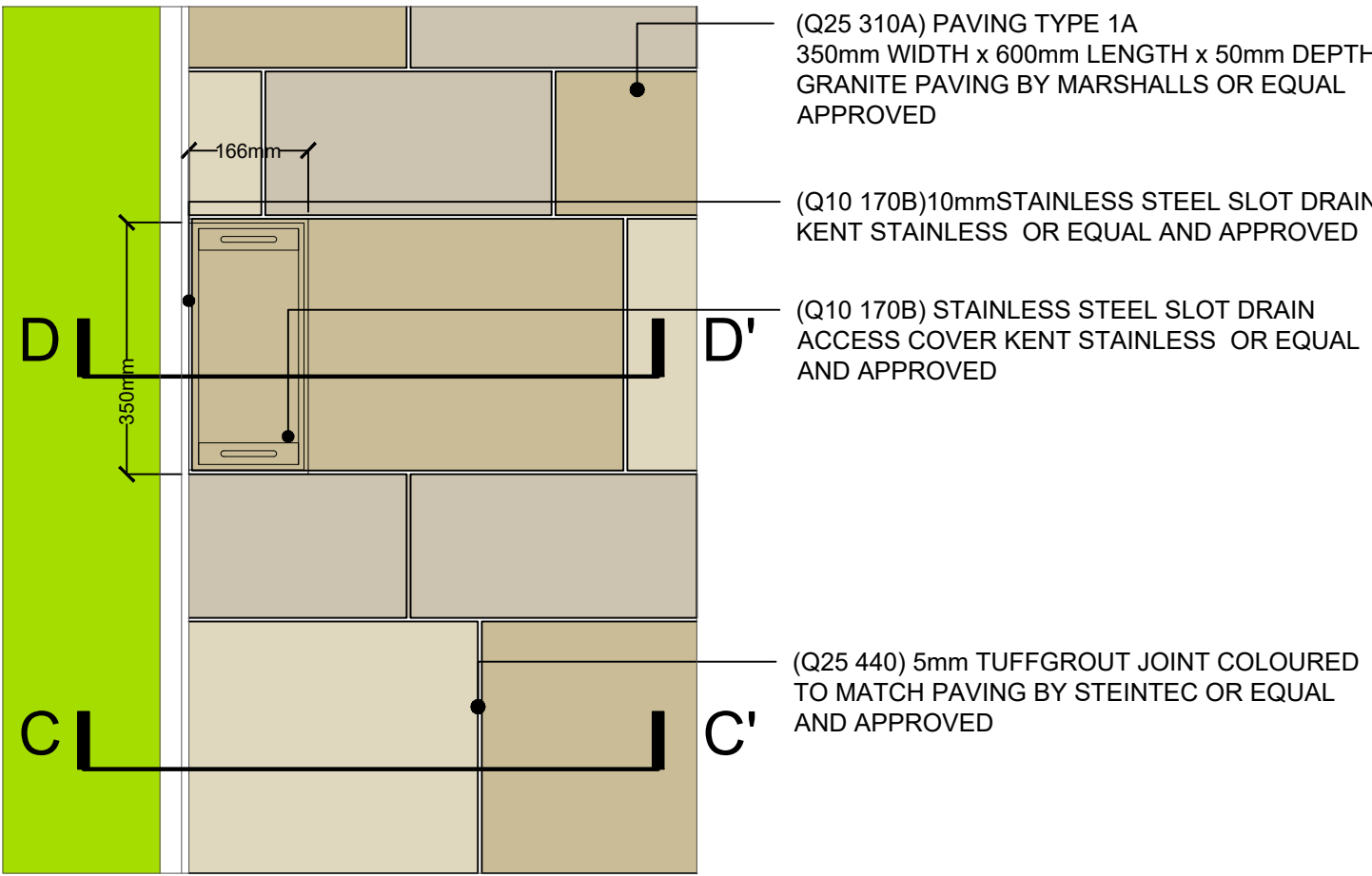
CONTRACTOR TO SUBMIT SHOP  
DRAWINGS FOR REVIEW AND  
APPROVAL PRIOR TO FABRICATION ON  
SITE.

DETAIL 4.07A  
TYPICAL DETAIL FOR PORTABLE WATER BOLLARD  
SCALE 1:10

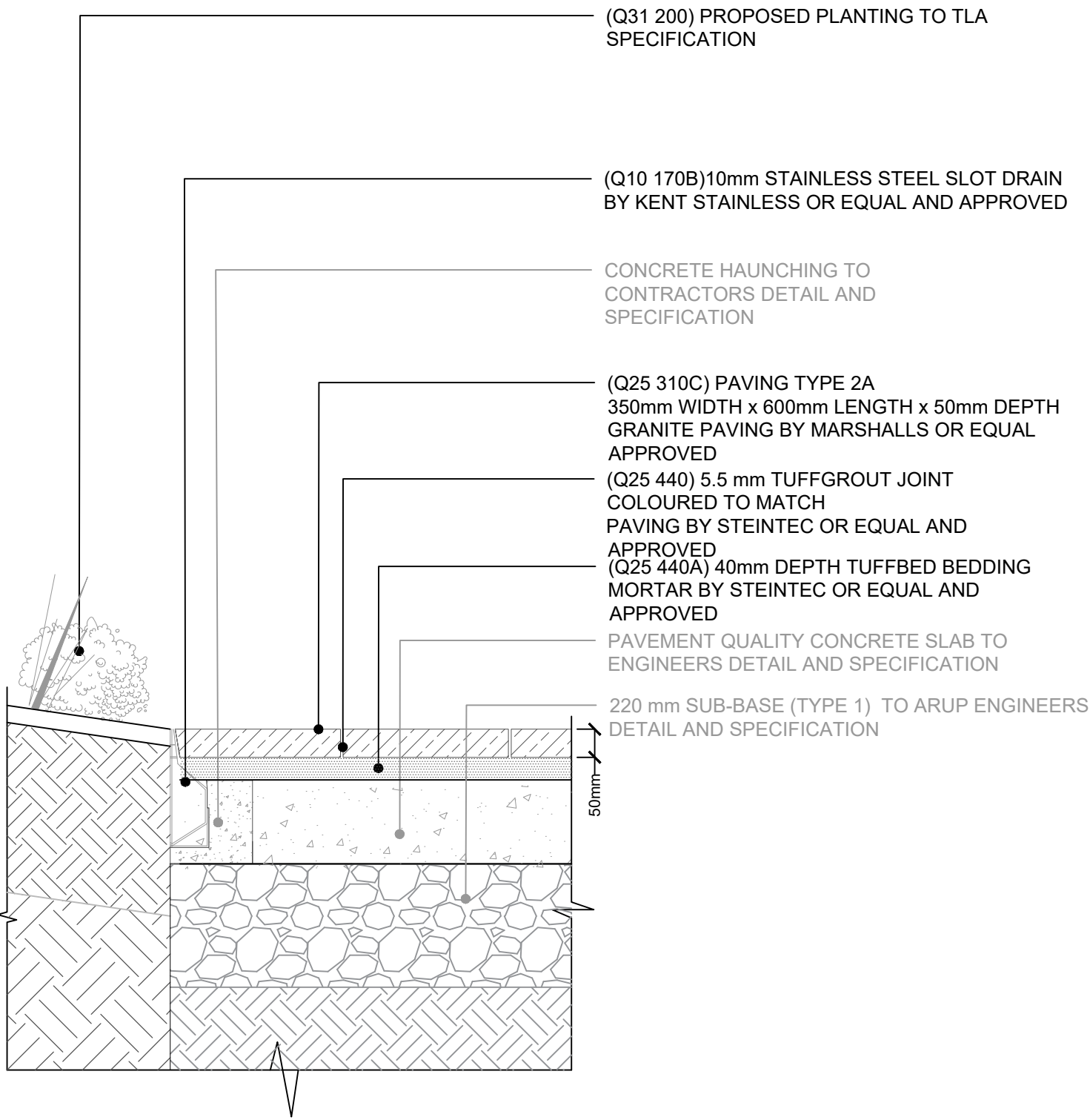
GENERAL NOTES		Rev	Description	Date	CLIENT	CONSULTANT	PROJECT	PROJECT NUMBER	DATE	STAGE 4 - TENDER ISSUE	
1. DO NOT SCALE DRAWING. 2. ALL SETTING OUT, LEVELS AND DIMENSIONS TO BE AGREED ON SITE. 3. THE DIMENSIONS OF ALL MATERIALS MUST BE CHECKED ON SITE BEFORE BEING LAID OUT. 4. THIS DRAWING MUST BE READ WITH THE RELEVANT SPECIFICATION CLAUSES AND DETAIL DRAWINGS. 5. ORDER OF CONSTRUCTION AND SETTING OUT TO BE AGREED ON SITE.		00	First Issue	28.06.19	British Land 45 Seymour Street, London W1H 7LX Telephone: 020 7486 4466 Fax: 020 7935 5552 E-Mail: info@britishland.com	TOWNSHEND LANDSCAPE ARCHITECTS	REGENTS PLACE - 1 TRITON	667	JUNE 2019		
HEALTH AND SAFETY INFORMATION						Northumberland House 303-306 High Holborn   London WC1V 7JZ E-mail: tia@townshendia.com Telephone: 020 7729 9333	TITLE	SCALE (@ A1)	DRAWN BY FL	DRAWING NUMBER	REV
REFER TO HEALTH AND SAFETY FILE.							Detail 4.07 Typical Portable Water Detail	1:10	CHECKED BY SP	TOWN667(04)6407	00



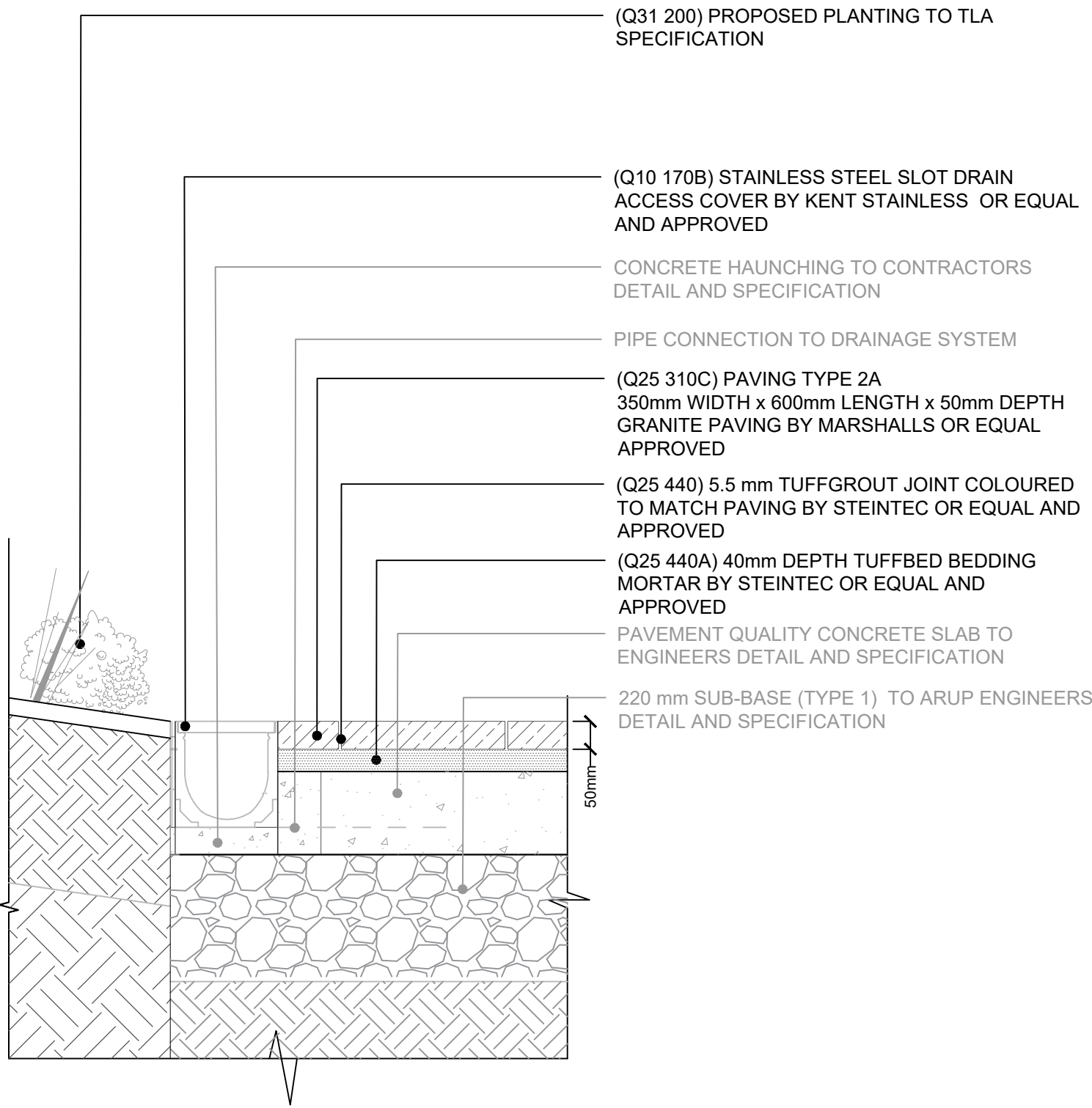
DETAIL 6.01A  
GRANITE PAVING OFF SLAB - TYPE 2A  
SCALE 1:10



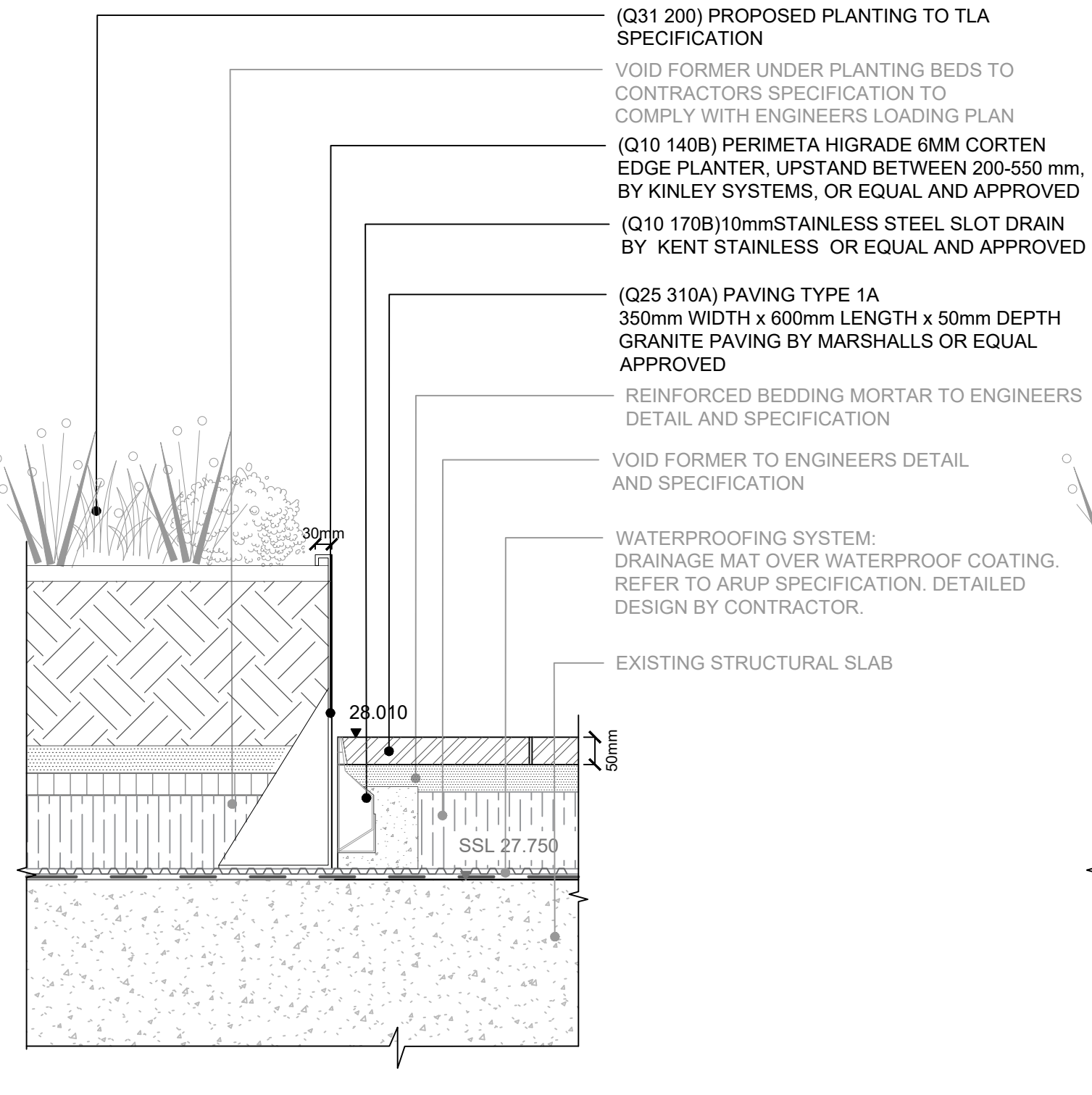
DETAIL 6.01B  
GRANITE PAVING ON SLAB - TYPE 1A  
SCALE 1:10



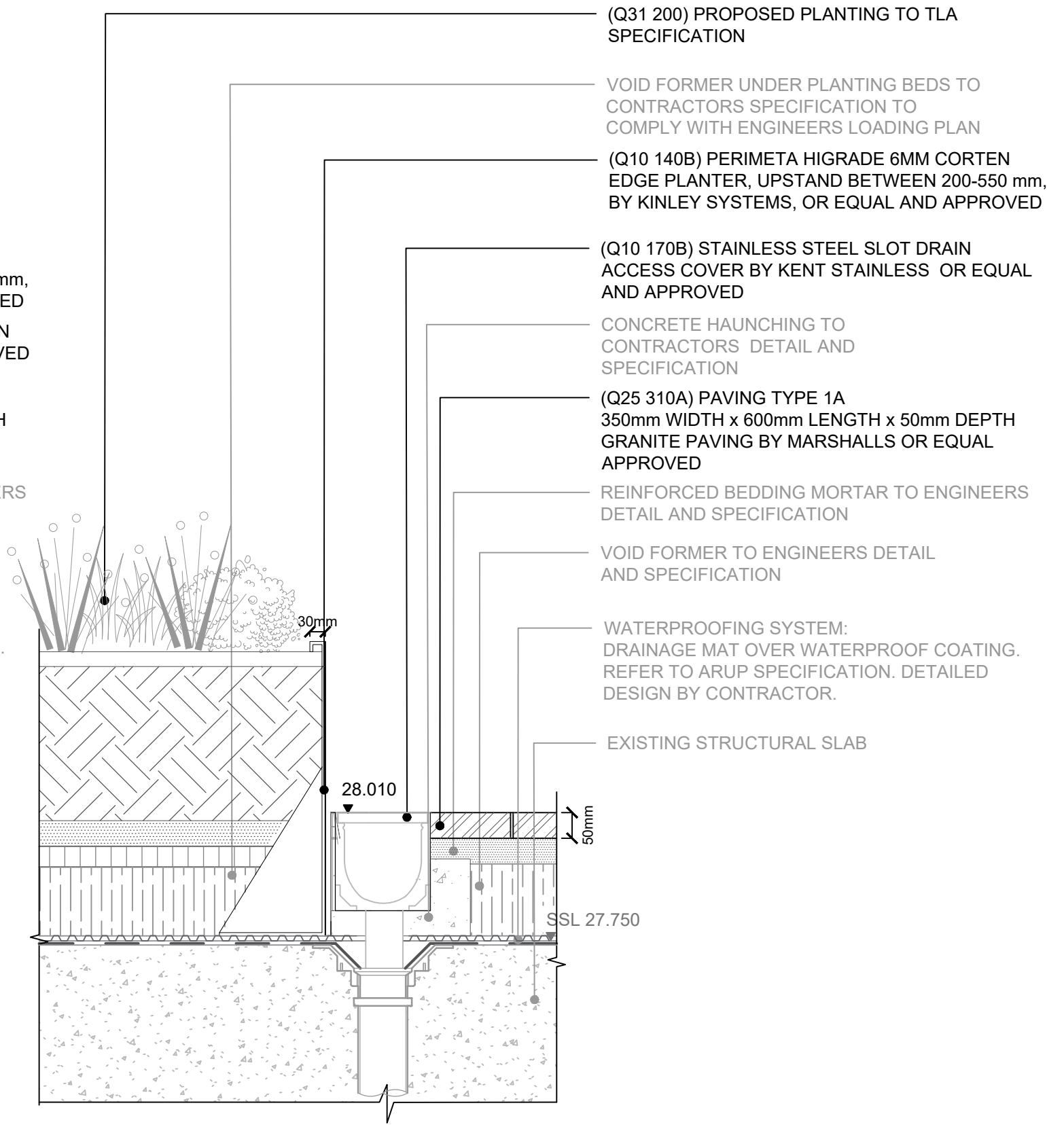
SECTION A-A'  
GRANITE PAVING OFF SLAB - TYPE 2A  
SCALE 1:10



SECTION B-B'  
GRANITE PAVING OFF SLAB - TYPE 2A  
SCALE 1:10



SECTION C-C'  
GRANITE PAVING ON SLAB - TYPE 1A  
SCALE 1:10



SECTION D-D'  
GRANITE PAVING ON SLAB - TYPE 1A  
SCALE 1:10

NOTE :  
CONTRACTOR TO REFER TO STRUCTURAL SPECIFICATION 246868-A\_A-XX-XX-SP-SX-39001 FOR CONSTRAINTS ON CONNECTIONS TO EXISTING STRUCTURE. REFER TO STRUCTURAL SPECIFICATION 246868-A\_A-XX-XX-SP-SX-39001 FOR CONSTRAINTS ON NEW PENETRATIONS THROUGH EXISTING STRUCTURE

NOTE:  
CONTRACTOR TO PROVIDE SHOP DRAWINGS FOR REVIEW AND APPROVAL PRIOR TO FABRICATION.

GENERAL NOTES

1. DO NOT SCALE DRAWING.
2. ALL SETTING OUT, LEVELS AND DIMENSIONS TO BE AGREED ON SITE.
3. THE DIMENSIONS OF ALL MATERIALS MUST BE CHECKED ON SITE BEFORE BEING LAID OUT.
4. THIS DRAWING MUST BE READ WITH THE RELEVANT SPECIFICATION CLAUSES AND DETAIL DRAWINGS.
5. ORDER OF CONSTRUCTION AND SETTING OUT TO BE AGREED ON SITE.

HEALTH AND SAFETY INFORMATION

REFER TO HEALTH AND SAFETY FILE.

Rev	Description	Date
00	First Issue	20.06.19
02	STAGE 4 TENDER ISSUE	28.06.19

CLIENT

British Land  
45 Seymour Street, London W1H 7LX  
Telephone: 020 7486 4466 Fax: 020 7935 5552  
E-Mail: info@britishland.com

CONSULTANT

TOWNSHEND  
LANDSCAPE ARCHITECTS

Northumberland House 303-306 High Holborn | London WC1V 7JZ  
E-mail: tia@townshendia.com  
Telephone: 020 7729 9333

PROJECT

REGENTS PLACE - 1 TRITON

TITLE

Detail 6.01 Typical Drainage Details

PROJECT NUMBER

667

SCALE (@ A1)

1:10

DATE

JUNE 2019

DRAWN BY

FL

CHECKED BY

SP

STAGE 4 - TENDER ISSUE

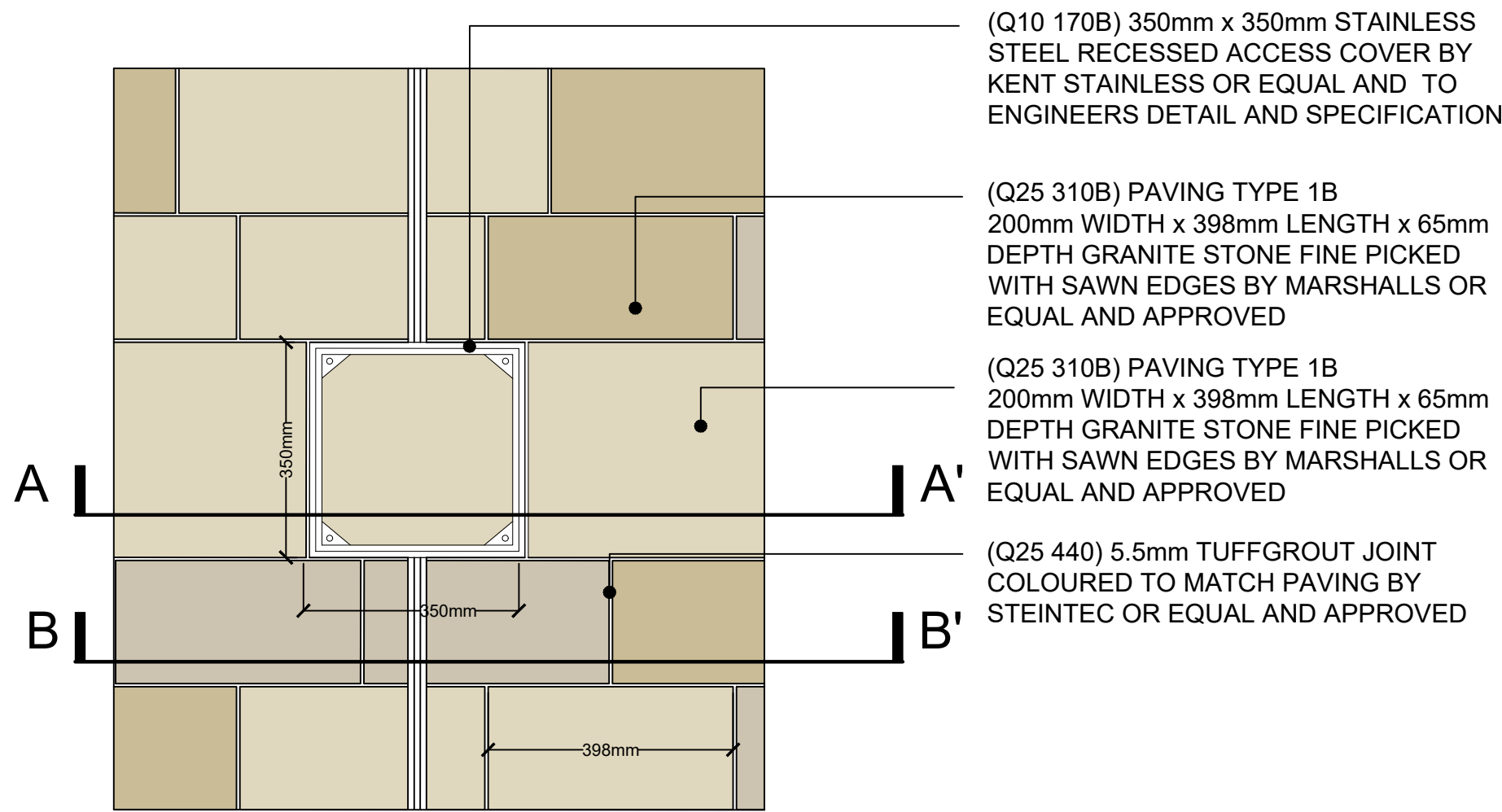
DRAWING NUMBER

TOWN667(04)6601

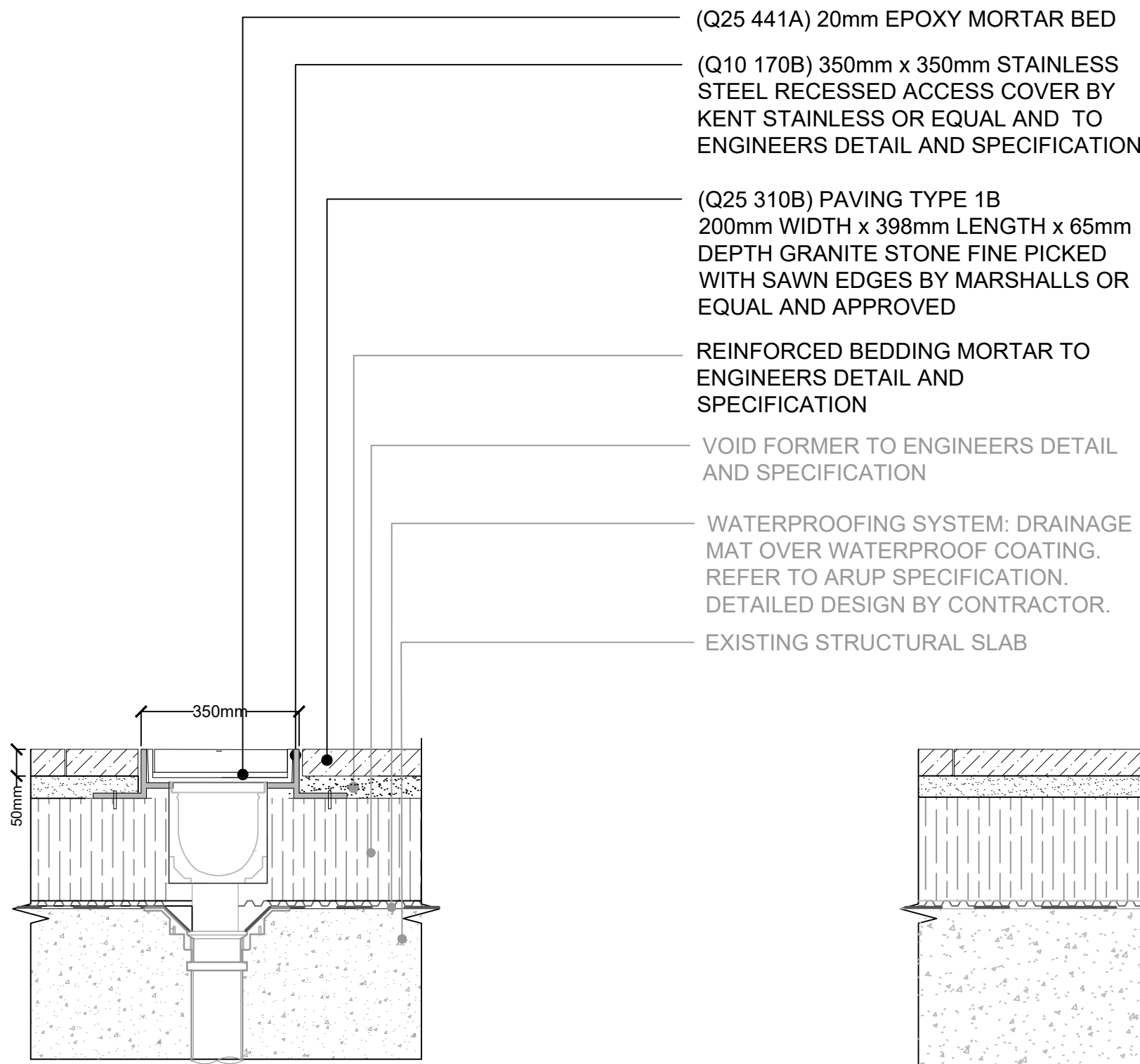
REV

01



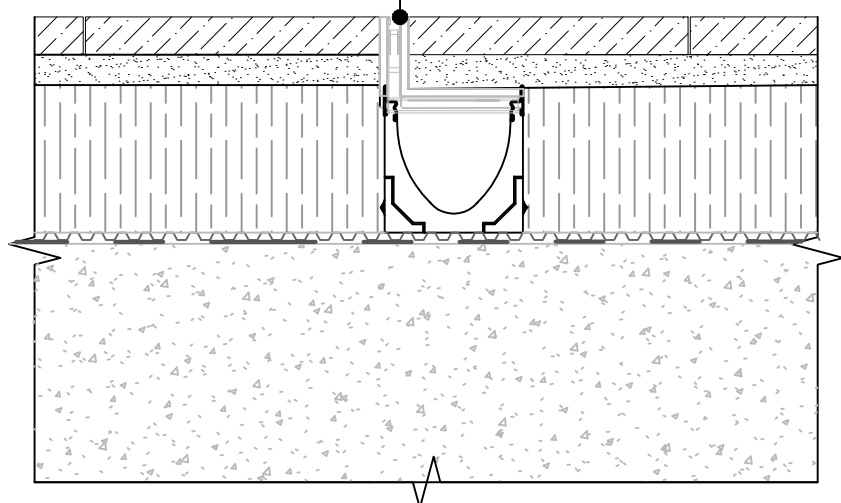


DETAIL 6.02B  
GRANITE PAVING ON SLAB - TYPE 1A  
SCALE 1:10



SECTION A-A'  
SCALE 1:10

- (Q10 170B) LINEAR SLOT DRAIN BY KENT STAINLESS OR EQUAL AND APPROVED TO ENGINEERS DETAIL AND SPECIFICATION
- (Q25 441A) 20mm EPOXY MORTAR BED
- (Q10 170B) 350mm x 350mm STAINLESS STEEL RECESSED ACCESS COVER BY KENT STAINLESS OR EQUAL AND TO ENGINEERS DETAIL AND SPECIFICATION
- (Q25 310B) PAVING TYPE 1B 200mm WIDTH x 398mm LENGTH x 65mm DEPTH GRANITE STONE FINE PICKED WITH SAWN EDGES BY MARSHALLS OR EQUAL AND APPROVED
- REINFORCED BEDDING MORTAR TO ENGINEERS DETAIL AND SPECIFICATION
- VOID FORMER TO ENGINEERS DETAIL AND SPECIFICATION
- WATERPROOFING SYSTEM: DRAINAGE MAT OVER WATERPROOF COATING. REFER TO ARUP SPECIFICATION. DETAILED DESIGN BY CONTRACTOR.
- EXISTING STRUCTURAL SLAB



SECTION B-B'  
SCALE 1:10

NOTE:  
CONTRACTOR TO PROVIDE SHOP  
DRAWINGS FOR REVIEW AND  
APPROVAL PRIOR TO FABRICATION.

NOTE :  
CONTRACTOR TO REFER TO STRUCTURAL  
SPECIFICATION  
246868-A\_A-XX-XX-SP-SX-39001 FOR  
CONSTRAINTS ON CONNECTIONS TO  
EXISTING STRUCTURE.  
REFER TO STRUCTURAL SPECIFICATION  
246868-A\_A-XX-XX-SP-SX-39001 FOR  
CONSTRAINTS ON NEW PENETRATIONS  
THROUGH EXISTING STRUCTURE

#### GENERAL NOTES

- DO NOT SCALE DRAWING.
- ALL SETTING OUT, LEVELS AND DIMENSIONS TO BE AGREED ON SITE.
- THE DIMENSIONS OF ALL MATERIALS MUST BE CHECKED ON SITE BEFORE BEING LAID OUT.
- THIS DRAWING MUST BE READ WITH THE RELEVANT SPECIFICATION CLAUSES AND DETAIL DRAWINGS.
- ORDER OF CONSTRUCTION AND SETTING OUT TO BE AGREED ON SITE.

#### HEALTH AND SAFETY INFORMATION

REFER TO HEALTH AND SAFETY FILE.

Rev	Description	Date
00	First Issue	20.06.19
02	STAGE 4 TENDER ISSUE	28.06.19

#### CLIENT

British Land  
45 Seymour Street, London W1H 7LX  
Telephone: 020 7486 4466 Fax: 020 7935 5552  
E-Mail [info@britishland.com](mailto:info@britishland.com)

#### CONSULTANT

TOWNSHEND  
LANDSCAPE ARCHITECTS

Northumberland House 303-306 High Holborn | London WC1V 7JZ  
E-mail: [tia@townshendia.com](mailto:tia@townshendia.com)  
Telephone: 020 7729 9333

#### PROJECT

REGENTS PLACE - 1 TRITON

#### TITLE

Detail 6.02 Typical Drainage Details

#### PROJECT NUMBER

667

#### SCALE (@ A1)

1:10

#### DATE

JUNE 2019

#### DRAWN BY

FL

#### CHECKED BY

SP

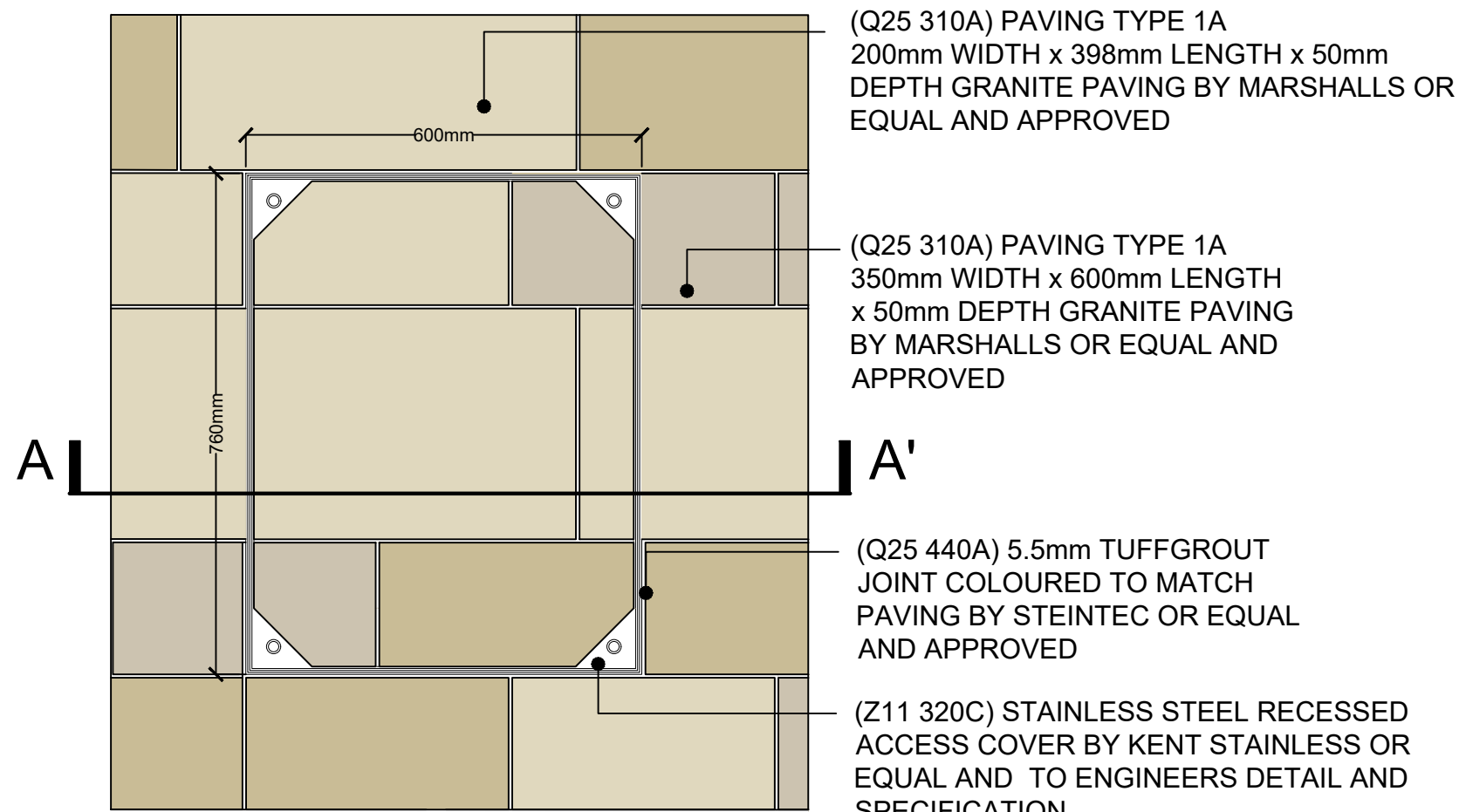
STAGE 4 - TENDER ISSUE

#### DRAWING NUMBER

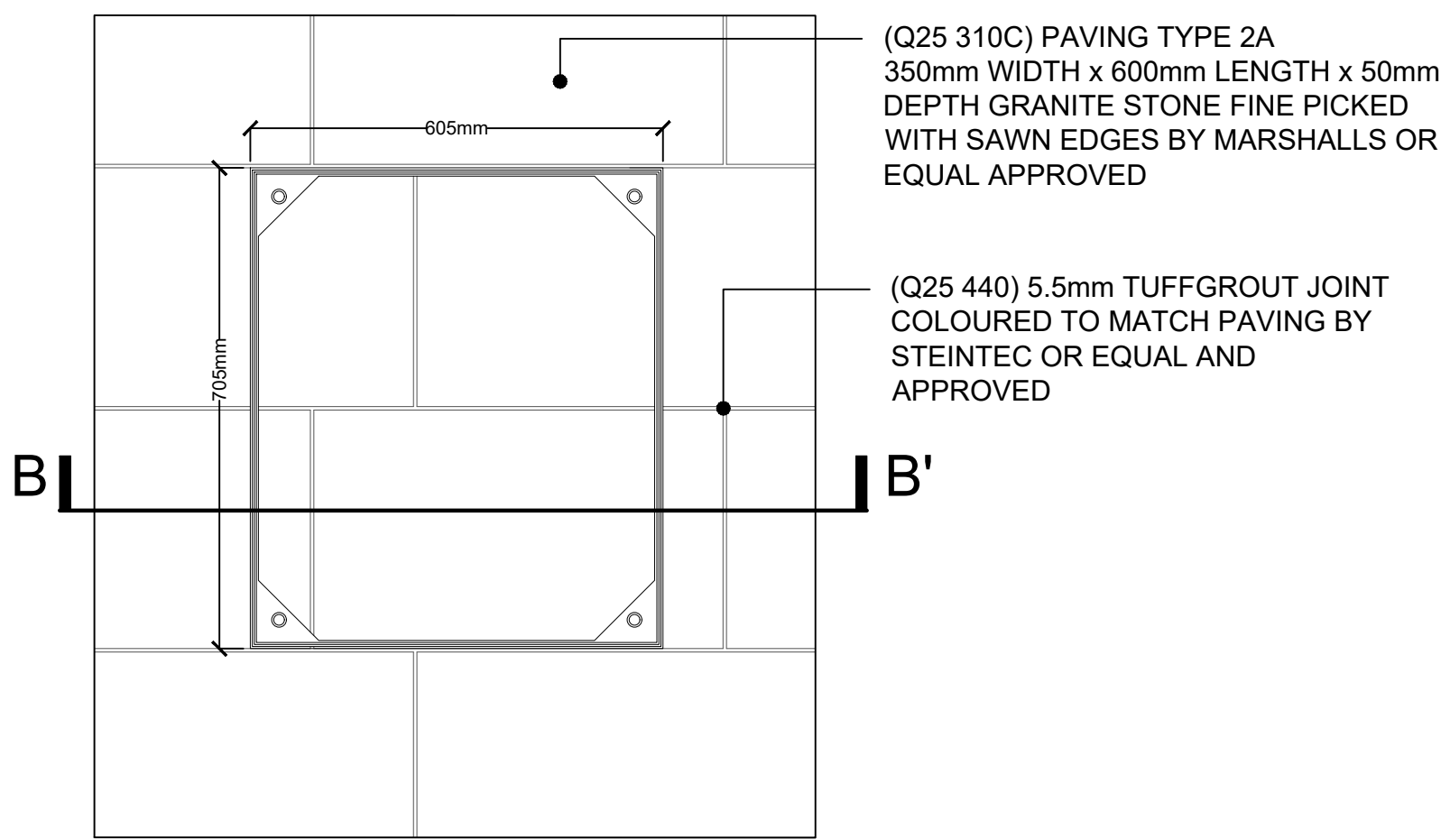
TOWN667(04)6602

#### REV

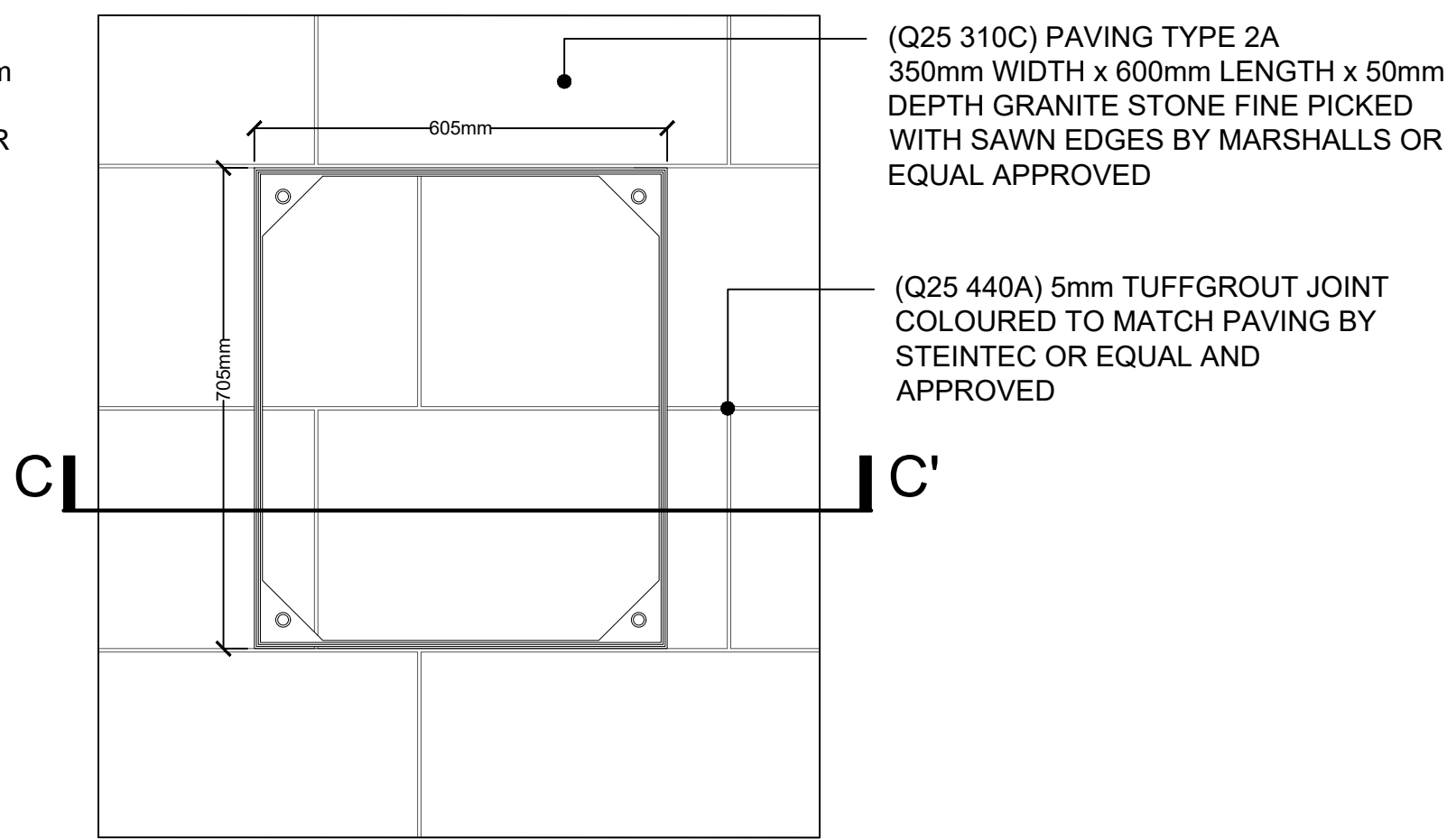
01



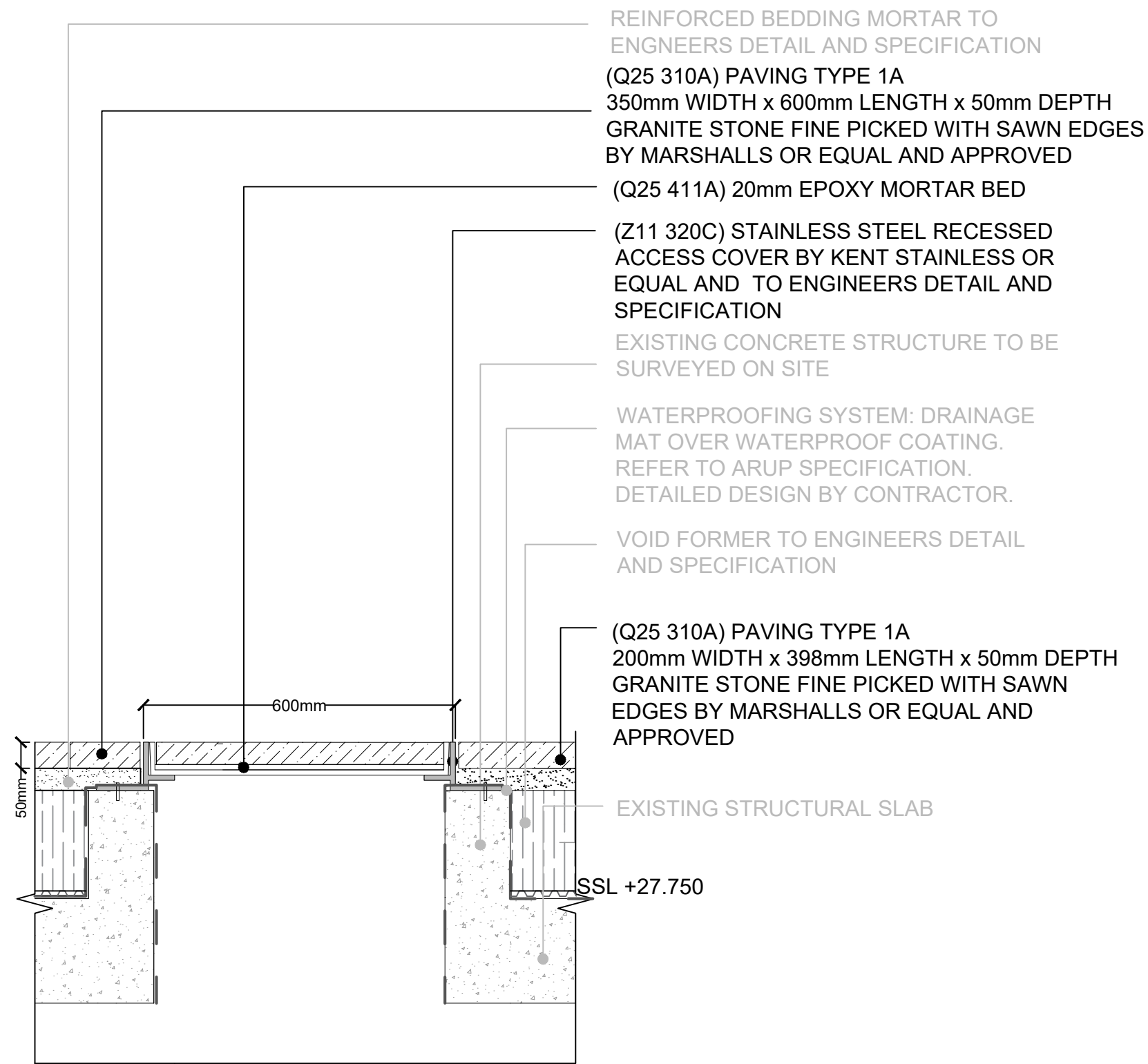
DETAIL 6.03A  
RECESSED MANHOLE ON PAVING TYPE 1A  
ON SLAB DETAIL  
SCALE 1:10



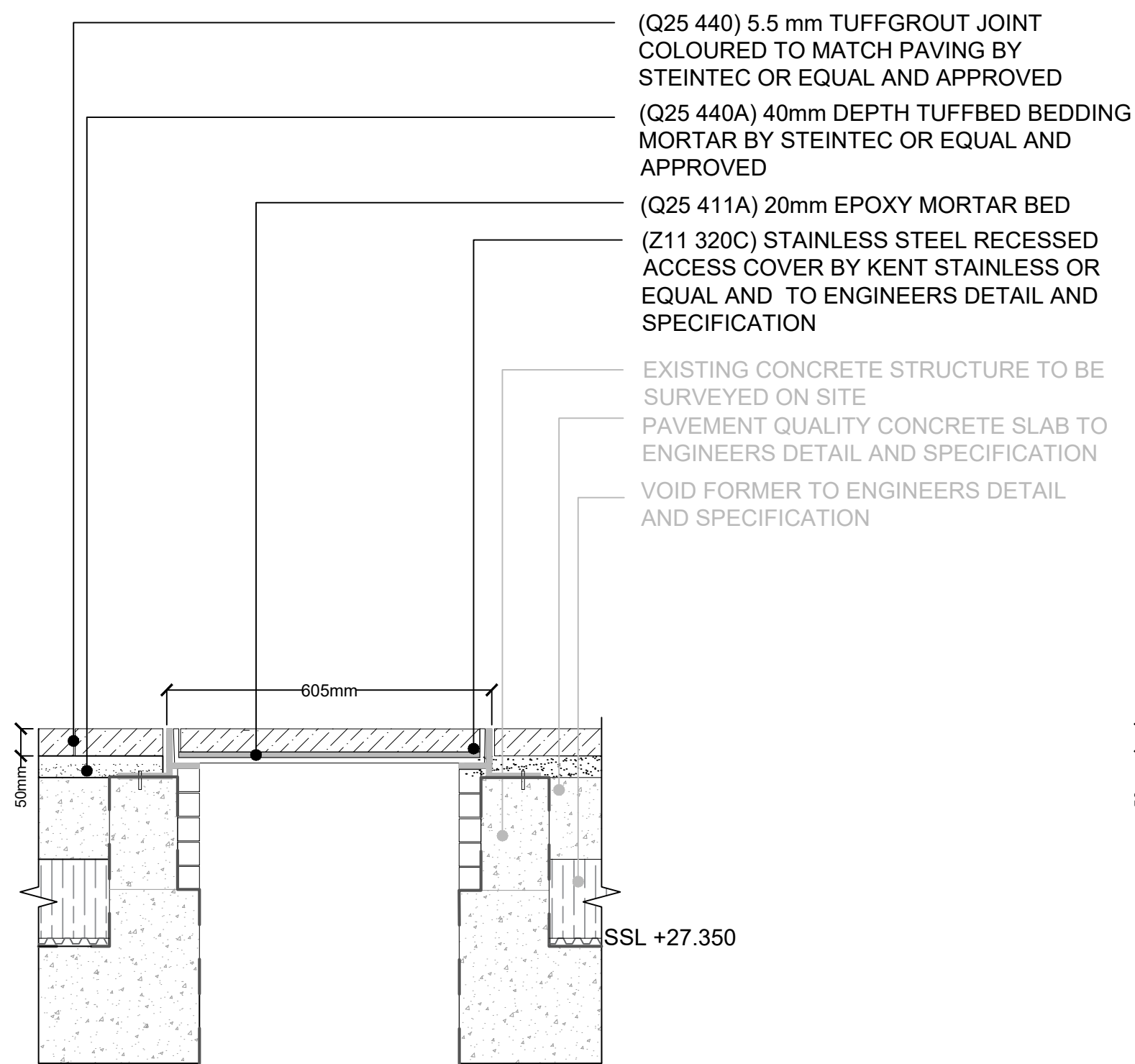
DETAIL 6.03B  
RECESSED MANHOLE COVER ON PAVING TYPE 2A  
ON SLAB DETAIL  
SCALE 1:10



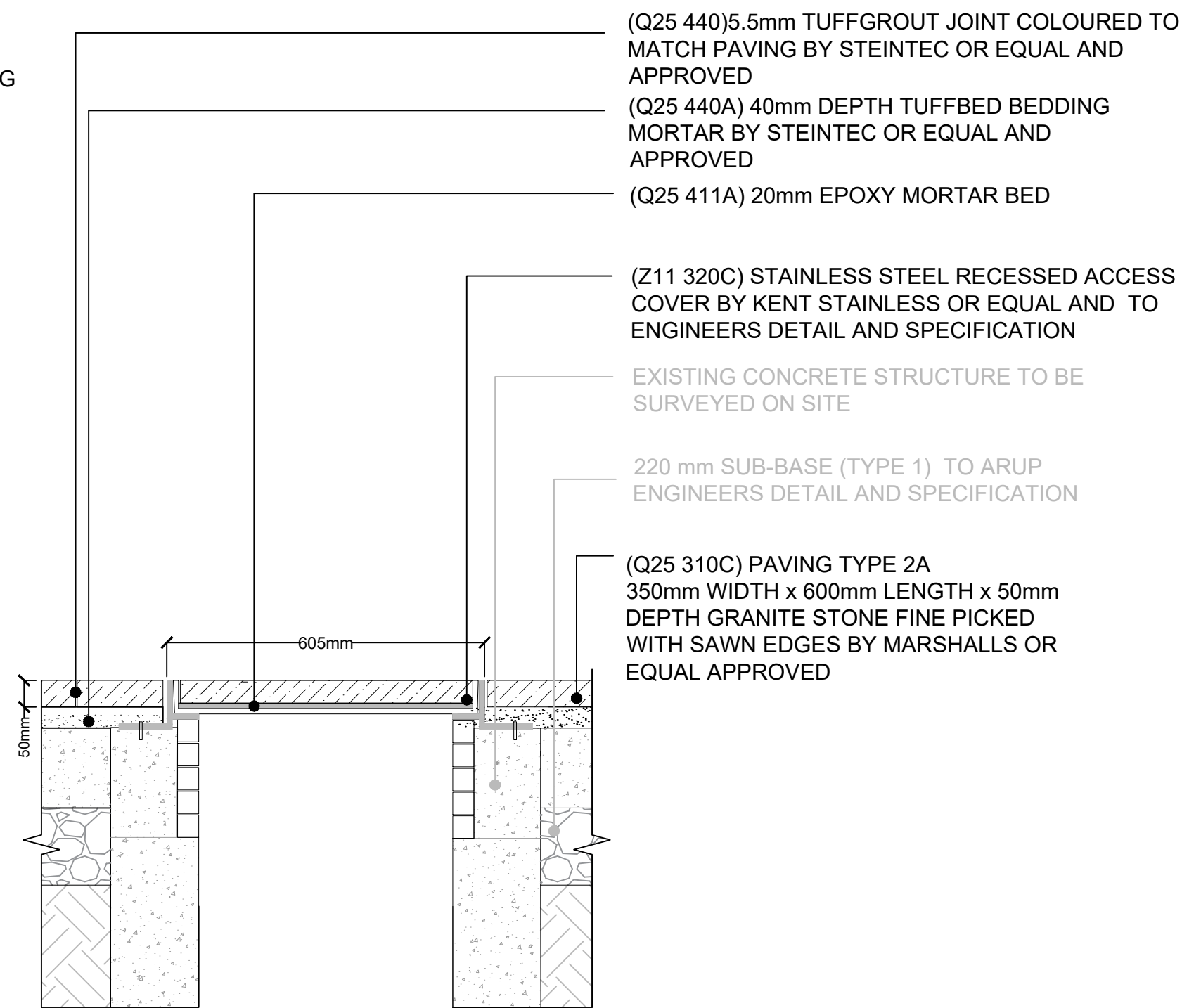
DETAIL 6.03C  
RECESSED MANHOLE COVER ON PAVING TYPE 2A  
OFF SLAB DETAIL  
SCALE 1:10



SECTION A-A'  
SCALE 1:10



SECTION B-B'  
SCALE 1:10



DETAIL C-C'  
SCALE 1:10

NOTE:  
CONTRACTOR TO PROVIDE SHOP  
DRAWINGS FOR REVIEW AND  
APPROVAL PRIOR TO FABRICATION.

#### GENERAL NOTES

1. DO NOT SCALE DRAWING.
2. ALL SETTING OUT, LEVELS AND DIMENSIONS TO BE AGREED ON SITE.
3. THE DIMENSIONS OF ALL MATERIALS MUST BE CHECKED ON SITE BEFORE BEING LAID OUT.
4. THIS DRAWING MUST BE READ WITH THE RELEVANT SPECIFICATION CLAUSES AND DETAIL DRAWINGS.
5. ORDER OF CONSTRUCTION AND SETTING OUT TO BE AGREED ON SITE.

#### HEALTH AND SAFETY INFORMATION

REFER TO HEALTH AND SAFETY FILE.

Rev	Description	Date
00	First Issue	20.06.19
01	STAGE 4 TENDER ISSUE	28.06.19

#### CLIENT

British Land  
45 Seymour Street, London W1H 7LX  
Telephone: 020 7486 4466 Fax: 020 7935 5552  
E-Mail info@britishland.com

#### CONSULTANT

TOWNSHEND  
LANDSCAPE ARCHITECTS

Northumberland House 303-306 High Holborn | London WC1V 7JZ  
E-mail: tia@townshendia.com  
Telephone: 020 7729 9333

#### PROJECT

REGENTS PLACE - 1 TRITON

#### TITLE

Detail 6.03 Typical Manhole Covers

#### PROJECT NUMBER

667

#### SCALE (@ A1)

1:10

#### DATE

JUNE 2019

#### DRAWN BY

FL

#### CHECKED BY

SP

STAGE 4 - TENDER ISSUE

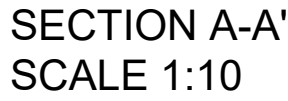
#### DRAWING NUMBER

TOWN667(04)6603

#### REV

01

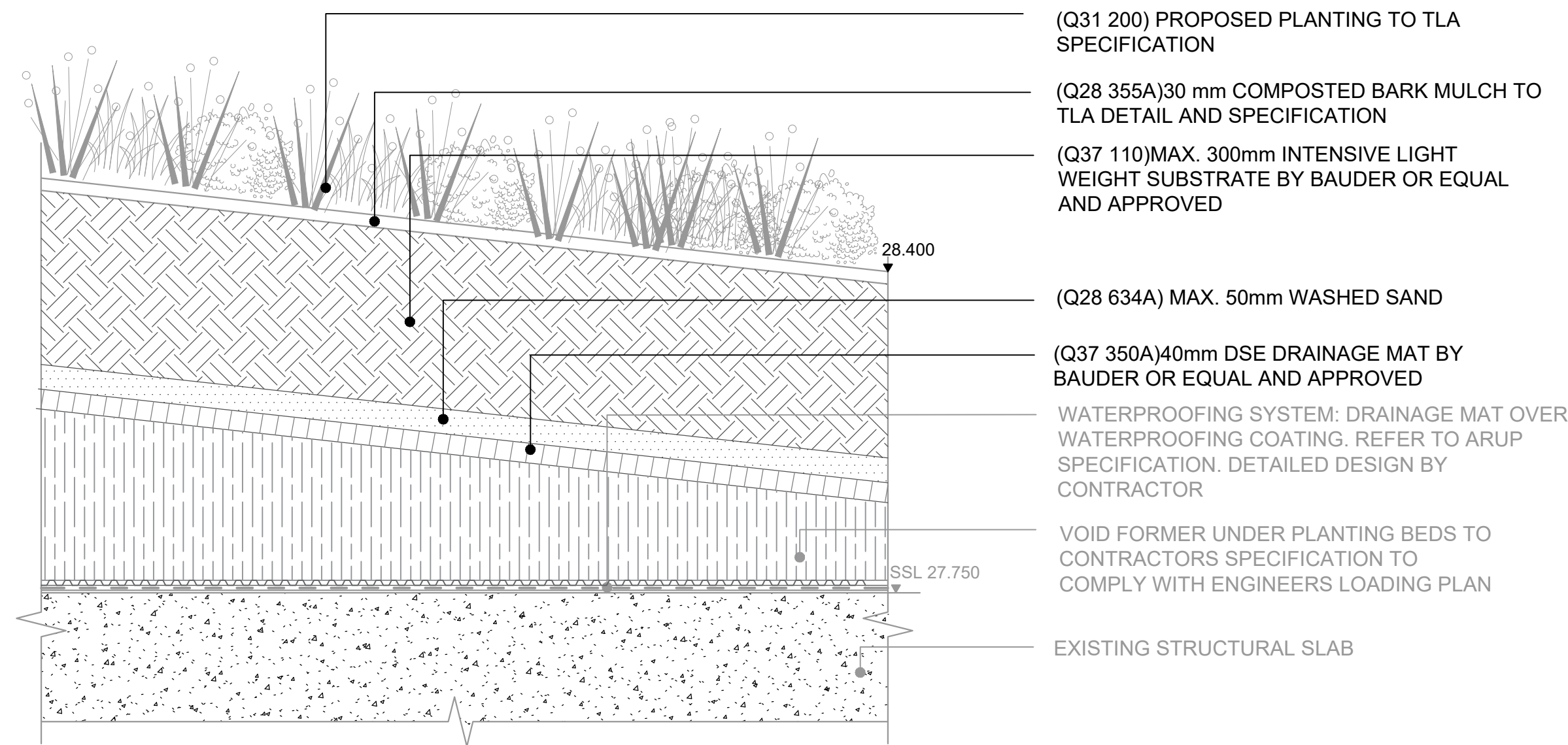




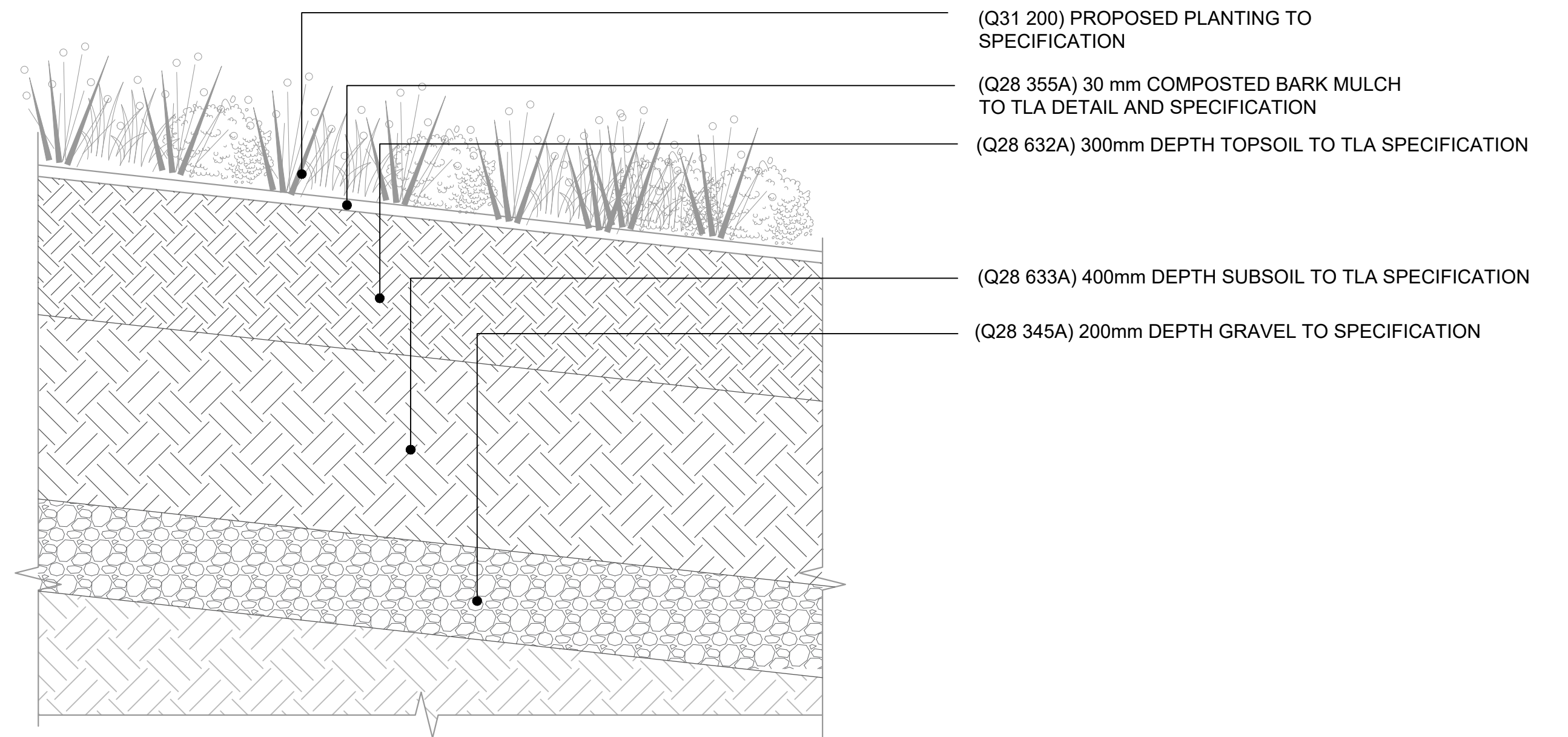
## STAGE 4 - TENDER ISSUE

<div>GENERAL NOTES</div> <div>1. DO NOT SCALE DRAWING. 2. ALL SETTING OUT, LEVELS AND DIMENSIONS TO BE AGREED ON SITE. 3. THE DIMENSIONS OF ALL MATERIALS MUST BE CHECKED ON SITE BEFORE BEING LAID OUT. 4. THIS DRAWING MUST BE READ WITH THE RELEVANT SPECIFICATION CLAUSES AND DETAIL DRAWINGS. 5. ORDER OF CONSTRUCTION AND SETTING OUT TO BE AGREED ON SITE.</div>		<div>Rev</div> <div>00 First Issue</div>	<div>Description</div>	<div>Date</div> <div>28.06.19</div>	<div>CLIENT</div> <div>British Land</div> <div>45 Seymour Street, London W1H 7LX Telephone: 020 7486 4466 Fax: 020 7935 5552 E-mail: info@britishland.com</div>		<div>CONSULTANT</div> <div>TOWNSHEND LANDSCAPE ARCHITECTS</div> <div></div> <div>Northumberland House 303-306 High Holborn   London WC1V 7JZ E-mail: tla@townshendia.com Telephone: 020 7729 9333</div>		<div>PROJECT</div> <div>REGENTS PLACE - 1 TRITON</div>		<div>PROJECT NUMBER</div> <div>667</div>	<div>DATE</div> <div>JUNE 2019</div>	<div>STAGE 4 - TENDER ISSUE</div>	
<div>HEALTH AND SAFETY INFORMATION</div> <div>REFER TO HEALTH AND SAFETY FILE.</div>							<div>TITLE</div> <div>Detail 6.04 Typical Drainage Details</div>		<div>SCALE (@ A1)</div> <div>1:10</div>	<div>DRAWN BY</div> <div>FL</div>	<div>DRAWING NUMBER</div> <div>TOWN667(04)6604</div>	<div>REV</div> <div>00</div>		
										<div>CHECKED BY</div> <div>SP</div>				

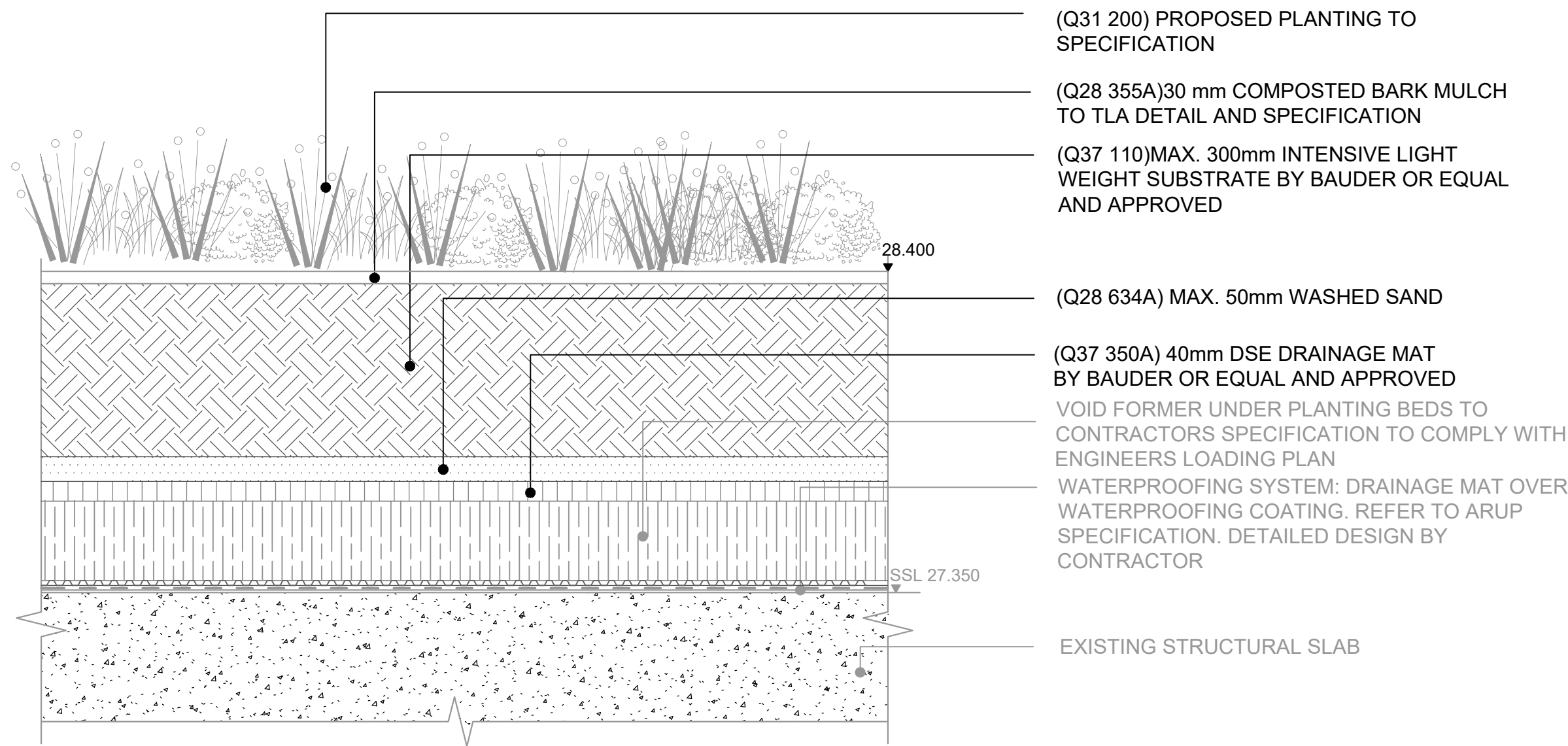





DETAIL 7.01A  
TYPICAL PLANTING BUILD UP ON SLAB  
1 TRITON SOUTH  
SCALE 1:10



DETAIL 7.01C  
TYPICAL PLANTING BUILD UP OFF SLAB  
1 TRITON NORTH  
SCALE 1:10



DETAIL 7.01B  
TYPICAL PLANTING BUILD UP ON SLAB  
1 TRITON EAST  
SCALE 1:10



DETAIL 7.01D  
TYPICAL LAWN BUILD UP OFF SLAB  
1 TRITON NORTH  
SCALE 1:10

#### GENERAL NOTES

1. DO NOT SCALE DRAWING.
2. ALL SETTING OUT, LEVELS AND DIMENSIONS TO BE AGREED ON SITE.
3. THE DIMENSIONS OF ALL MATERIALS MUST BE CHECKED ON SITE BEFORE BEING LAID OUT.
4. THIS DRAWING MUST BE READ WITH THE RELEVANT SPECIFICATION CLAUSES AND DETAIL DRAWINGS.
5. ORDER OF CONSTRUCTION AND SETTING OUT TO BE AGREED ON SITE.

#### HEALTH AND SAFETY INFORMATION

REFER TO HEALTH AND SAFETY FILE.

Rev	Description	Date
00	First Issue	13.06.19
01	Stage 4 Issue	20.06.19
02	Stage 4 Tender Update	28.06.19

#### CLIENT

British Land  
45 Seymour Street, London W1H 7LX  
Telephone: 020 7486 4466 Fax: 020 7935 5552  
E-Mail: info@britishland.com

#### CONSULTANT

TOWNSHEND  
LANDSCAPE ARCHITECTS

Northumberland House 303-306 High Holborn | London WC1V 7JZ  
E-mail: tia@townshendia.com  
Telephone: 020 7729 9333

#### PROJECT

REGENTS PLACE - 1 TRITON

#### TITLE

Detail 7.01 Planter Build Up Details

#### PROJECT NUMBER

667

#### SCALE (@ A1)

1:10

#### DATE

MAY 2019

#### DRAWN BY

FL

#### CHECKED BY

SP

STAGE 4 - TENDER ISSUE

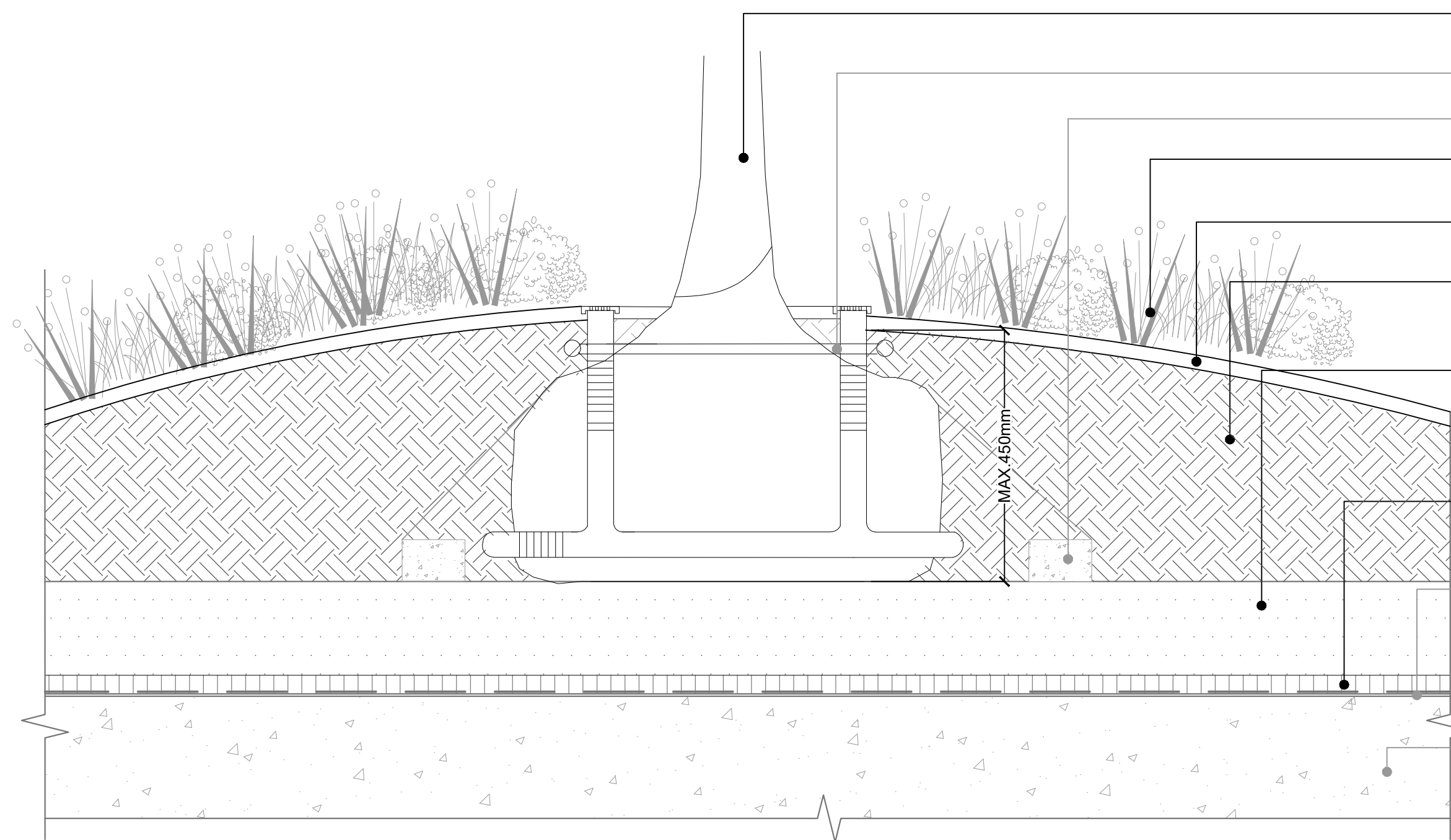
#### DRAWING NUMBER

TOWN667(04)6701

#### REV

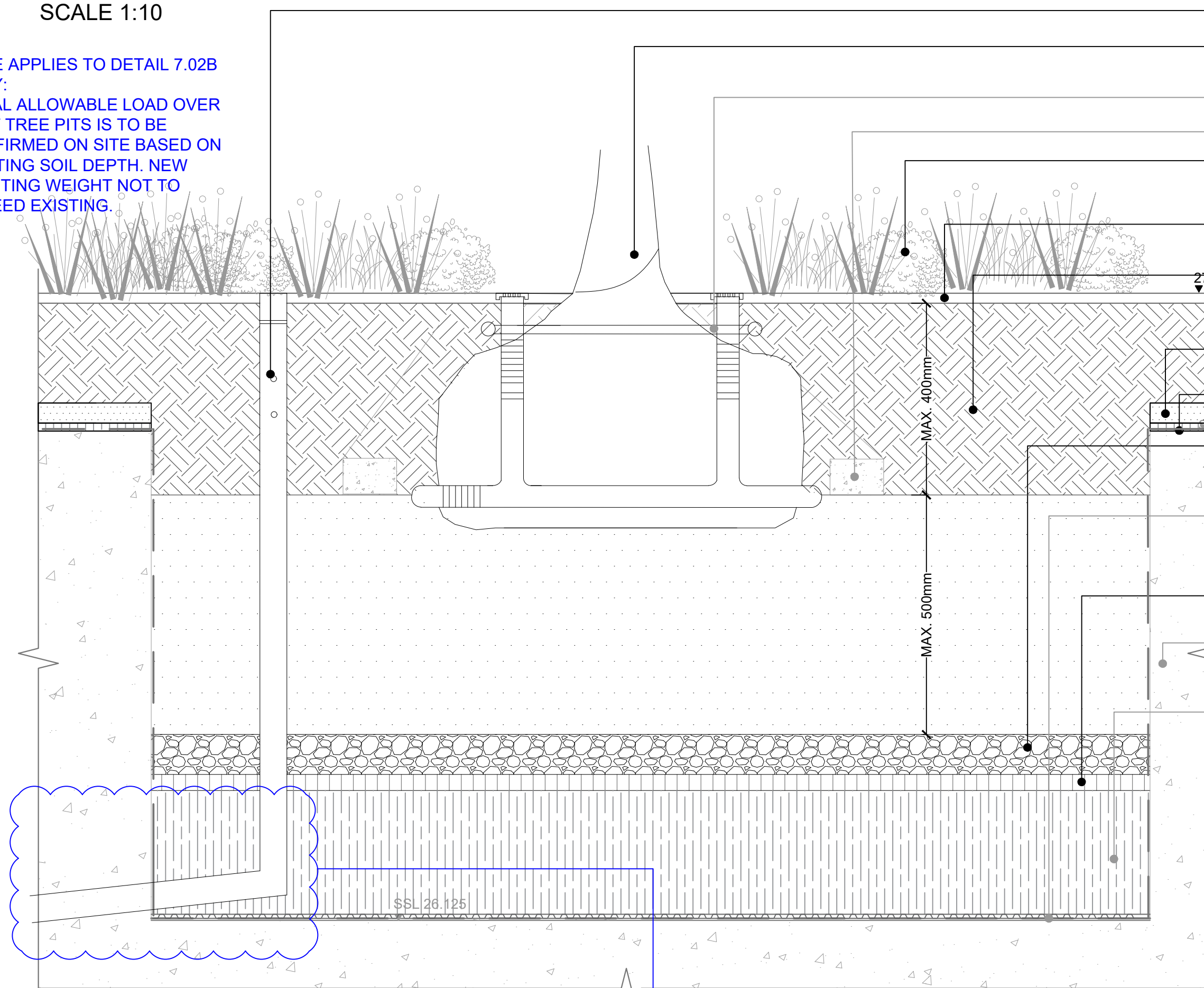
02





DETAIL 7.02A  
TYPICAL TREE PLANTING BUILDING UP ON SLAB  
1 TRITON SOUTH  
SCALE 1:10

NOTE APPLIES TO DETAIL 7.02B ONLY:  
TOTAL ALLOWABLE LOAD OVER EAST TREE PITS IS TO BE CONFIRMED ON SITE BASED ON EXISTING SOIL DEPTH. NEW PLANTING WEIGHT NOT TO EXCEED EXISTING.



DETAIL 7.02B  
TYPICAL TREE PLANTING BUILDING UP IN TREE PITS  
1 TRITON EAST  
SCALE 1:10

DRAINAGE CONNECTION  
TBC 2NO. PER PIT TBC.

(Q31 200) PROPOSED TREE TO SPECIFICATION  
IRRIGATION NECKLACE TO CONTRACTORS DETAIL  
GUYING TO CONTRACTORS DETAIL  
(Q31 200) PROPOSED PLANTING TO SPECIFICATION  
(Q28 355A) 30mm COMPOSTED BARK MULCH TO TLA DETAIL AND SPECIFICATION  
(Q37 110) MAX. 450mm INTENSIVE LIGHT WEIGHT SUBSTRATE BY BAUDER OR EQUAL AND APPROVED  
(Q28 634A) MAX. 50mm WASHED SAND OVER TREES NOT WITHIN THE EXISTING TREE PITS TO TLA SPECIFICATION

(Q37 350A) 40 mm DSE DRAINAGE MAT WITH ROOT BARRIER BY BAUDER OR EQUAL AND APPROVED

WATERPROOFING SYSTEM:  
DRAINAGE MAT OVER WATERPROOFING COATING.  
REFER TO ARUP SPECIFICATION. DETAILED DESIGN BY CONTRACTOR

EXISTING STRUCTURAL SLAB

(Q10 181A) P.901 PERFORATED STANDPIPE BY WADE INTERNATIONAL OR EQUAL AND APPROVED  
(Q31 200) PROPOSED TREE TO TLA SPECIFICATION

IRRIGATION NECKLACE TO CONTRACTORS DETAIL

GUYING TO CONTRACTORS DETAIL

(Q31 200) PROPOSED PLANTING TO TLA SPECIFICATION

(Q28 355A) 30mm COMPOSTED BARK MULCH TO TLA DETAIL AND SPECIFICATION

(Q37 110) MAX. 450mm DEPTH INTENSIVE LIGHT WEIGHT SUBSTRATE BY BAUDER OR EQUAL AND APPROVED

(Q28 634A) MAX.500mm WASHED SAND TO TLA SPECIFICATION

(Q37 350A) 40 mm DSE DRAINAGE MAT BY BAUDER OR EQUAL AND APPROVED

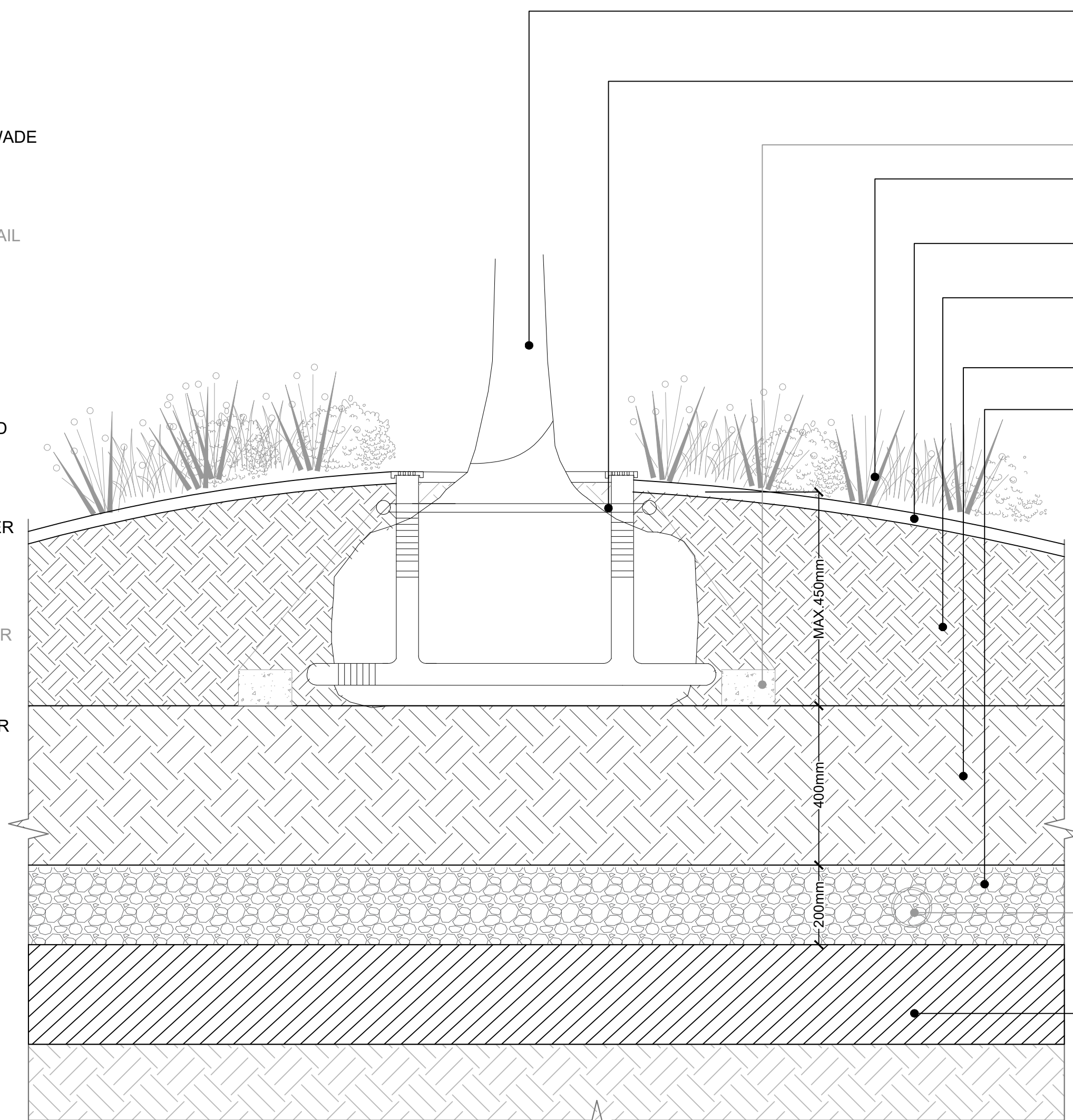
(Q28 345A) 100mm LAYER OF 10mm RIVER WASHED, ROUNDED GRAVEL

WATERPROOFING SYSTEM: DRAINAGE MAT OVER WATERPROOFING COATING. REFER TO ARUP SPECIFICATION. DETAILED DESIGN BY CONTRACTOR

(Q37 350A) 40mm DSE DRAINAGE MAT BY BAUDER OR EQUAL AND APPROVED

EXISTING STRUCTURAL SLAB

VOID FORMER UNDER PLANTING BEDS TO CONTRACTORS SPECIFICATION TO COMPLY WITH ENGINEERS LOADING PLAN



DETAIL 7.02C  
TYPICAL TREE PLANTING BUILDING UP OFF SLAB  
1 TRITON NORTH  
SCALE 1:10

(Q31 200) PROPOSED TREE TO TLA SPECIFICATION  
IRRIGATION NECKLACE TO CONTRACTORS DETAIL  
GUYING TO CONTRACTORS DETAIL  
(Q31 200) PROPOSED PLANTING TO TLA SPECIFICATION  
(Q28 355A) 30mm COMPOSTED BARK MULCH TO TLA DETAIL AND SPECIFICATION  
(Q28 632A) 300mm DEPTH TOPSOIL TO TLA SPECIFICATION  
(Q28 633A) 400mm DEPTH SUBSOIL TO TLA SPECIFICATION  
(Q28 345A) 200mm DEPTH GRAVEL TO SPECIFICATION

DRAINAGE CONNECTION TO ENGINEER'S DETAIL AND SPECIFICATION

250mm DEEP BROKEN BASE TO TREE PIT

NOTE  
REFER TO STRUCTURAL SPECIFICATION 246868-A A-XX-XX-SP-SX-39001 FOR CONSTRAINTS ON NEW PENETRATIONS THROUGH EXISTING STRUCTURE.

#### GENERAL NOTES

1. DO NOT SCALE DRAWING.
2. ALL SETTING OUT, LEVELS AND DIMENSIONS TO BE AGREED ON SITE.
3. THE DIMENSIONS OF ALL MATERIALS MUST BE CHECKED ON SITE BEFORE BEING LAID OUT.
4. THIS DRAWING MUST BE READ WITH THE RELEVANT SPECIFICATION CLAUSES AND DETAIL DRAWINGS.
5. ORDER OF CONSTRUCTION AND SETTING OUT TO BE AGREED ON SITE.

#### HEALTH AND SAFETY INFORMATION

REFER TO HEALTH AND SAFETY FILE.

Rev	Description	Date
00	First Issue	13.06.19
01	Stage 4 Issue	20.06.19
02	Stage 4 Update	28.06.19

#### CLIENT

British Land  
45 Seymour Street, London W1H 7LX  
Telephone: 020 7486 4466 Fax: 020 7935 5552  
E-Mail: info@britishland.com

#### CONSULTANT

TOWNSHEND  
LANDSCAPE ARCHITECTS

Northumberland House 303-306 High Holborn | London WC1V 7JZ  
E-mail: tia@townshendia.com  
Telephone: 020 7729 9333

#### PROJECT

REGENTS PLACE - 1 TRITON

#### TITLE

Detail 7.02 Planter Build Up Details

#### PROJECT NUMBER

667

#### SCALE (@ A1)

1:10

#### DATE

MAY 2019

#### DRAWN BY

FL

#### CHECKED BY

SP

STAGE 4 - TENDER ISSUE

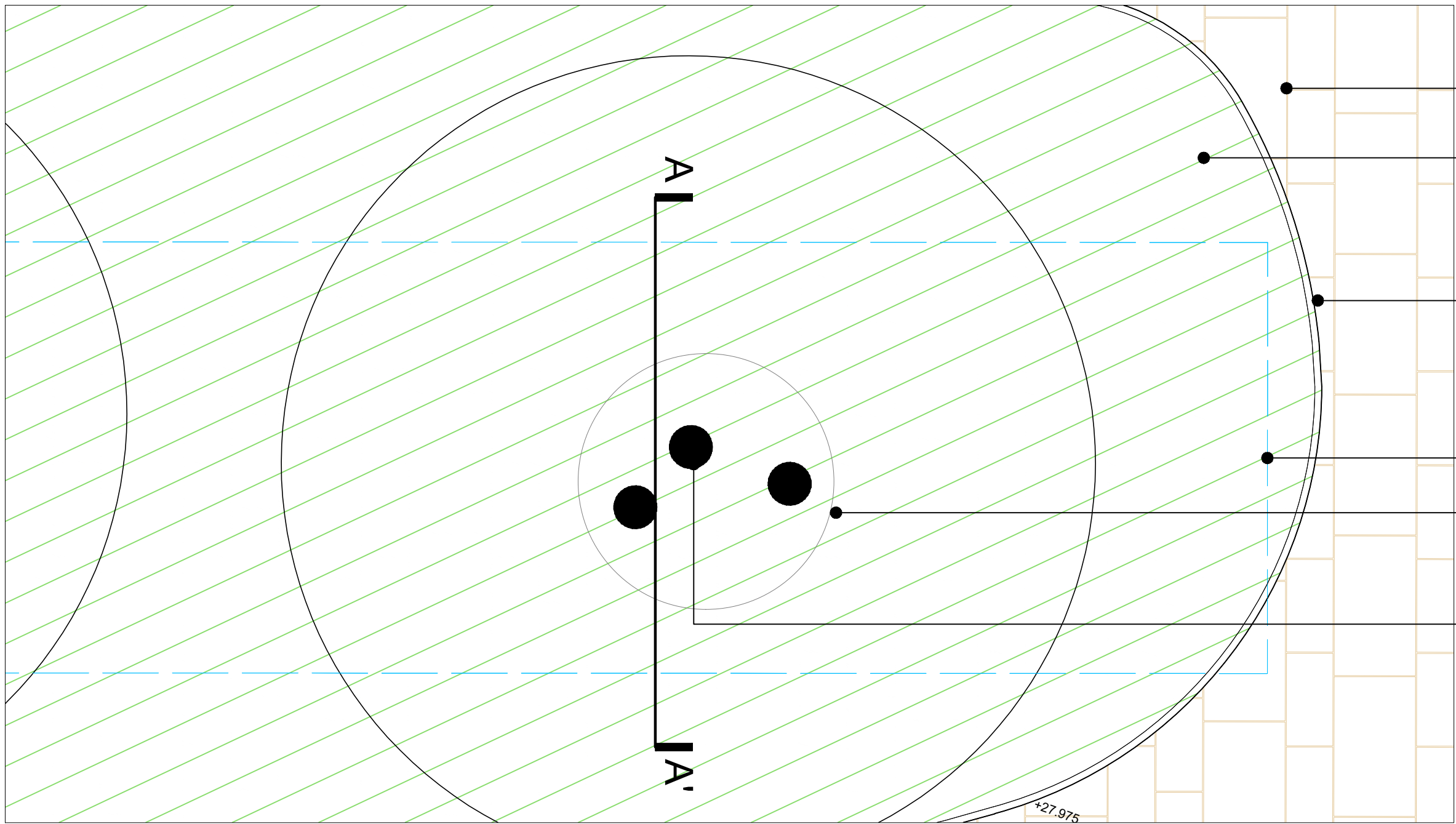
#### DRAWING NUMBER

TOWN667(04)6702

#### REV

02





(Q25 310) PAVING TYPE 1A  
350mm WIDTH x 600mm LENGTH x 50mm DEPTH GRANITE BY  
MARSHALLS OR EQUAL AND APPROVED

(Q31 200) PROPOSED PLANTING TO TLA DETAIL

(Q10 140B) PERIMETA HIGRADE 6MM CORTEN  
EDGE PLANTER, UPSTAND BETWEEN 200-550 mm,  
BY KINLEY SYSTEMS, OR EQUAL AND APPROVED

EXTENT OF EXISTING TREE PIT

EXTENT OF TREE ROOTBALL

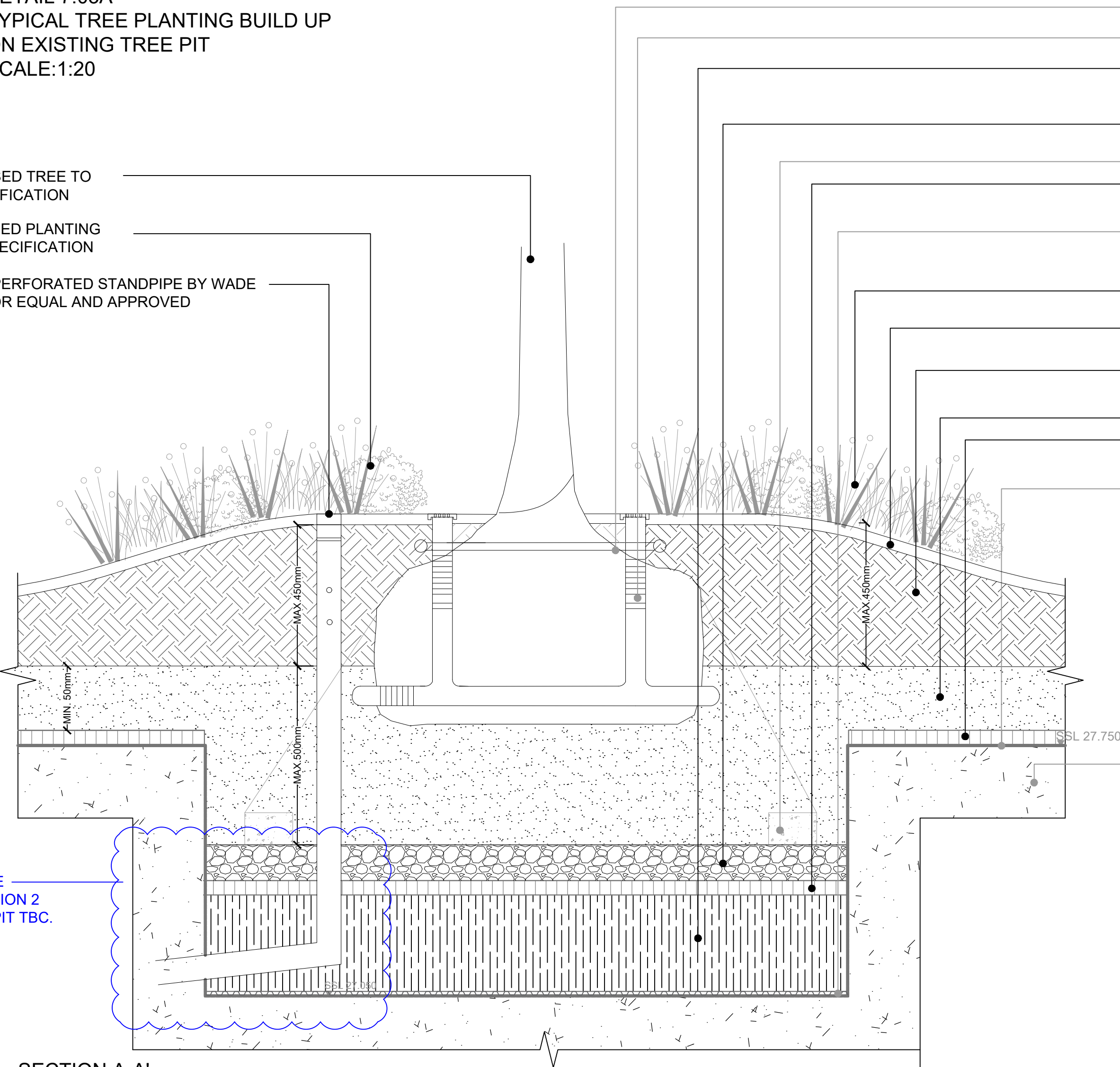
(Q31 200) PROPOSED TREE TO TLA  
SPECIFICATION

DETAIL 7.03A  
TYPICAL TREE PLANTING BUILD UP  
ON EXISTING TREE PIT  
SCALE:1:20

(Q31 200) PROPOSED TREE TO  
TLA DETAIL SPECIFICATION

(Q31 200) PROPOSED PLANTING  
TO TLA DETAIL SPECIFICATION

(Q10 181A) P.901 PERFORATED STANDPIPE BY WADE  
INTERNATIONAL OR EQUAL AND APPROVED



IRRIGATION NECKLACE TO CONTRACTORS DETAIL

AERATION PIPE TO CONTRACTORS DETAIL  
VOID FORMER UNDER PLANTING BEDS ( 420mm MAX) TO  
CONTRACTORS SPECIFICATION TO COMPLY WITH ENGINEERS  
LOADING PLAN

(Q28 345A)100mm MAX LAYER OF RIVER WASHED GRAVEL TO  
TLA DETAIL AND SPECIFICATION

UNDERGROUND GUYING TO CONTRACTORS DETAIL

(Q37 350A) 40 mm DSE DRAINAGE MAT WITH ROOT  
BARRIER BY BAUDER OR EQUAL AND APPROVED

WATERPROOFING SYSTEM: DRAINAGE MAT OVER  
WATERPROOFING COATING. REFER TO ARUP  
SPECIFICATION. DETAILED DESIGN BY CONTRACTOR

(Q31 200) PROPOSED PLANTING TO TLA DETAIL AND  
SPECIFICATION

(Q28 355A)30 mm COMPOSTED BARK MULCH TO  
TLA DETAIL AND SPECIFICATION

(Q37 110) 400mm MAX LIGHTWEIGHT INTENSIVE  
SUBSTRATE BY BAUDER OR EQUAL AND APPROVED

(Q28 634A) 350mm MAX WASHED SAND OVER TREE PITS

(Q37 350A) 40 mm DSE DRAINAGE MAT WITH ROOT  
BARRIER BY BAUDER OR EQUAL AND APPROVED

WATERPROOFING SYSTEM: DRAINAGE MAT OVER  
WATERPROOFING COATING. REFER TO ARUP  
SPECIFICATION. DETAILED DESIGN BY  
CONTRACTOR

EXISTING STRUCTURAL SLAB

NOTE  
REFER TO STRUCTURAL SPECIFICATION  
246868-A\_A-XX-XX-SP-SX-39001 FOR  
CONSTRAINTS ON NEW PENETRATIONS  
THROUGH EXISTING STRUCTURE.

SECTION A-A'  
TYPICAL TREE PLANTING ON EXISTING TREE PIT - 1TRITON SOUTH  
SCALE 1:10

GENERAL NOTES

1. DO NOT SCALE DRAWING.
2. ALL SETTING OUT, LEVELS AND DIMENSIONS TO BE AGREED ON SITE.
3. THE DIMENSIONS OF ALL MATERIALS MUST BE CHECKED ON SITE BEFORE BEING LAID OUT.
4. THIS DRAWING MUST BE READ WITH THE RELEVANT SPECIFICATION CLAUSES AND DETAIL DRAWINGS.
5. ORDER OF CONSTRUCTION AND SETTING OUT TO BE AGREED ON SITE.

HEALTH AND SAFETY INFORMATION

REFER TO HEALTH AND SAFETY FILE.

Rev	Description	Date
00	First Issue	13.06.19
01	Stage 4 Issue	20.06.19
02	Stage 4 Tender Update	28.06.19

CLIENT

British Land  
45 Seymour Street, London W1H 7LX  
Telephone: 020 7486 4466 Fax: 020 7935 5552  
E-Mail: info@britishland.com

CONSULTANT

TOWNSHEND  
LANDSCAPE ARCHITECTS

Northumberland House 303-306 High Holborn | London WC1V 7JZ  
E-mail: tia@townshendia.com  
Telephone: 020 7729 9333

PROJECT

REGENTS PLACE - 1 TRITON

PROJECT NUMBER

667

DATE

MAY 2019

TITLE

Detail 7.03 Planter Build Up Details

SCALE (@ A1)

1:10

DRAWN BY

FL

CHECKED BY

SP

DRAWING NUMBER

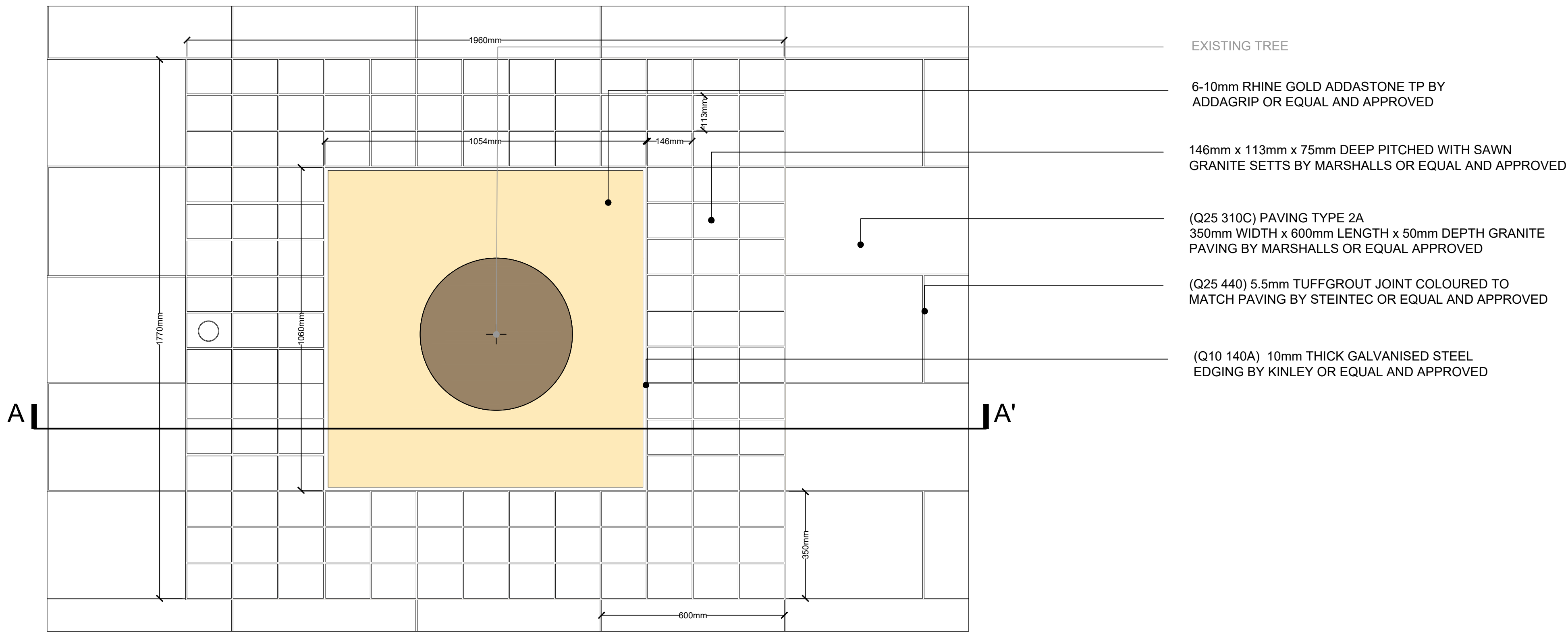
TOWN667(04)6703

REV

02

STAGE 4 - TENDER ISSUE





DETAIL 7.04A  
TYPICAL TREE PLANTING BUILDING  
UP ON PAVING ON SLAB PLAN  
1 TRITON EAST  
SCALE 1:10

P.901 PERFORATED STANDPIPE BY WADE  
INTERNATIONAL OR EQUAL AND APPROVED

(Q25 310C) PAVING TYPE 2A  
350mm WIDTH x 600mm LENGTH x 50mm DEPTH GRANITE  
PAVING BY MARSHALLS OR EQUAL APPROVED

(Q25 440A) 40mm DEPTH TUFFBED BEDDING MORTAR  
BY STEINTEC OR EQUAL AND APPROVED

PROPOSED WATERPROOFING SYSTEM TO OVERLAP  
WITH EXISTING WATERPROOFING TO ARUPS  
SPECIFICATION. DETAILED DESIGN BY CONTRACTOR

(Q25 440) 5.5mm TUFFGROUT JOINT COLOURED TO  
MATCH PAVING BY STEINTEC OR EQUAL AND APPROVED

PAVEMENT QUALITY CONCRETE SLAB TO  
ENGINEERS DETAIL AND SPECIFICATION

WATERPROOFING SYSTEM :  
DRAINAGE MAT OVER WATERPROOF COATING.  
REFER TO ARUP SPECIFICATION.  
DETAILED DESIGN BY CONTRACTOR

VOID FORMER TO ENGINEERS DETAIL  
AND SPECIFICATION

EXISTING STRUCTURAL SLAB

EXISTING TREE ROOT BALL TO BE SURVEY  
ON SITE PRIOR TO INSTALLATION OF  
SETTS AND GRAVEL RESIN.

DRAINAGE CONNECTION  
TBC 2NO. PER PIT TBC.

DETAIL 7.04A  
TYPICAL TREE PLANTING BUILDING UP ON  
PAVING ON SLAB  
1 TRITON EAST  
SCALE 1:10

EXISTING TREE

IRRIGATION NECKLACE TO CONTRACTORS DETAIL

6-10mm RHINE GOLD ADDASTONE TP BY  
ADDAGRIP OR EQUAL AND APPROVED

EXISTING TOPSOIL

GUYING TO CONTRACTORS DETAIL

146mm x 113mm x 75mm DEEP PITCHED WITH SAWN  
GRANITE SETTS BY MARSHALLS OR EQUAL AND APPROVED

(Q28 634A) MAX.500mm WASHED SAND TO TLA  
SPECIFICATION

INTERLOCKING PLASTIC GRASS PAVERS  
BACKFILLED WITH SAND

(Q28 345A) 100mm LAYER OF 10mm  
RIVER WASHED, ROUNDED GRAVEL

WATERPROOFING SYSTEM: DRAINAGE MAT OVER  
WATERPROOFING COATING. REFER TO ARUP  
SPECIFICATION. DETAILED DESIGN BY  
CONTRACTOR

(Q37 350A) 40mm DSE DRAINAGE MAT BY BAUDER  
OR EQUAL AND APPROVED

VOID FORMER TO ARUP DETAIL  
AND SPECIFICATION

#### GENERAL NOTES

1. DO NOT SCALE DRAWING.
2. ALL SETTING OUT, LEVELS AND DIMENSIONS TO BE AGREED ON SITE.
3. THE DIMENSIONS OF ALL MATERIALS MUST BE CHECKED ON SITE BEFORE BEING LAID OUT.
4. THIS DRAWING MUST BE READ WITH THE RELEVANT SPECIFICATION CLAUSES AND DETAIL DRAWINGS.
5. ORDER OF CONSTRUCTION AND SETTING OUT TO BE AGREED ON SITE.

#### HEALTH AND SAFETY INFORMATION

REFER TO HEALTH AND SAFETY FILE.

Rev	Description	Date
00	First Issue	28.06.19

#### CLIENT

British Land  
45 Seymour Street, London W1H 7LX  
Telephone: 020 7486 4466 Fax: 020 7935 5552  
E-Mail: info@britishland.com

#### CONSULTANT

Northumberland House 303-306 High Holborn | London WC1V 7JZ  
E-mail: tia@townshendia.com  
Telephone: 020 7729 9333

#### PROJECT

REGENTS PLACE - 1 TRITON

#### TITLE

Detail 7.04 Planter Build Up Details

#### PROJECT NUMBER

667

#### SCALE (@ A1)

1:10

#### DATE

JUNE 2019

#### DRAWN BY

FL

#### CHECKED BY

SP

STAGE 4 - TENDER ISSUE

#### DRAWING NUMBER

TOWN667(04)6704

#### REV

00