



- NOTE :**

**ELEVATION D-D
SCALE 1:10**

 - 1) BENCH TYPE 7 HAS TWO SUB-TYPES.
SUB-TYPE 1 WILL HOUSE PPE AND
SUB-TYPE 2 WILL HOUSE PPA PPB.
 - 2) IT IS THE INTENTION TO PROVIDE ACCESS TO THESE UNITS THROUGH DOORS
ON THE ENDS OF THE BENCHES
 - 3) THE OPENING AT THE BOTTOM OF THE BENCHES PROVIDES ALLOWANCE FOR
SELF CLOSING DOOR WITH A SPRING HINGE TO PLUG THE COMMANDO
SOCKET WITHIN THE BENCH AND CLOSE WHEN IN USE.
 - 4) THE BENCHES NEED TO PROVIDE ACCESS TO THE TIMBER FOR
REPLACEMENT
 - 5) METAL PLATE TO BE PROVIDED BENEATH BENCHES ARE TO BE LITTER
PROOF AND WEATHERPROOF.
 - 6) NOMINAL FALLS TO BE MAINTAINED ON THE BENCH SEATS TO ALLOW FOR
WATER DRAINAGE.
 - 7) CONTRACTOR TO ENSURE NO VISIBLE FIXINGS ON THE TIMBER BENCH.

CLIENT

British Land
45 Seymour Street, London W1H 7LX
Telephone: 020 7486 4466 Fax: 020 7935 5552
E-Mail info@britishland.com

PROJECT	
]	
TITLE	
Detail 3.08 Typical Bench Type 7 and 8	


PROJECT NUMBER	DATE
667	MAY 2019
SCALE (@ A1)	DRAWN BY FL
1:10	CHECKED BY SP

STAGE 4 - TENDER ISSUE

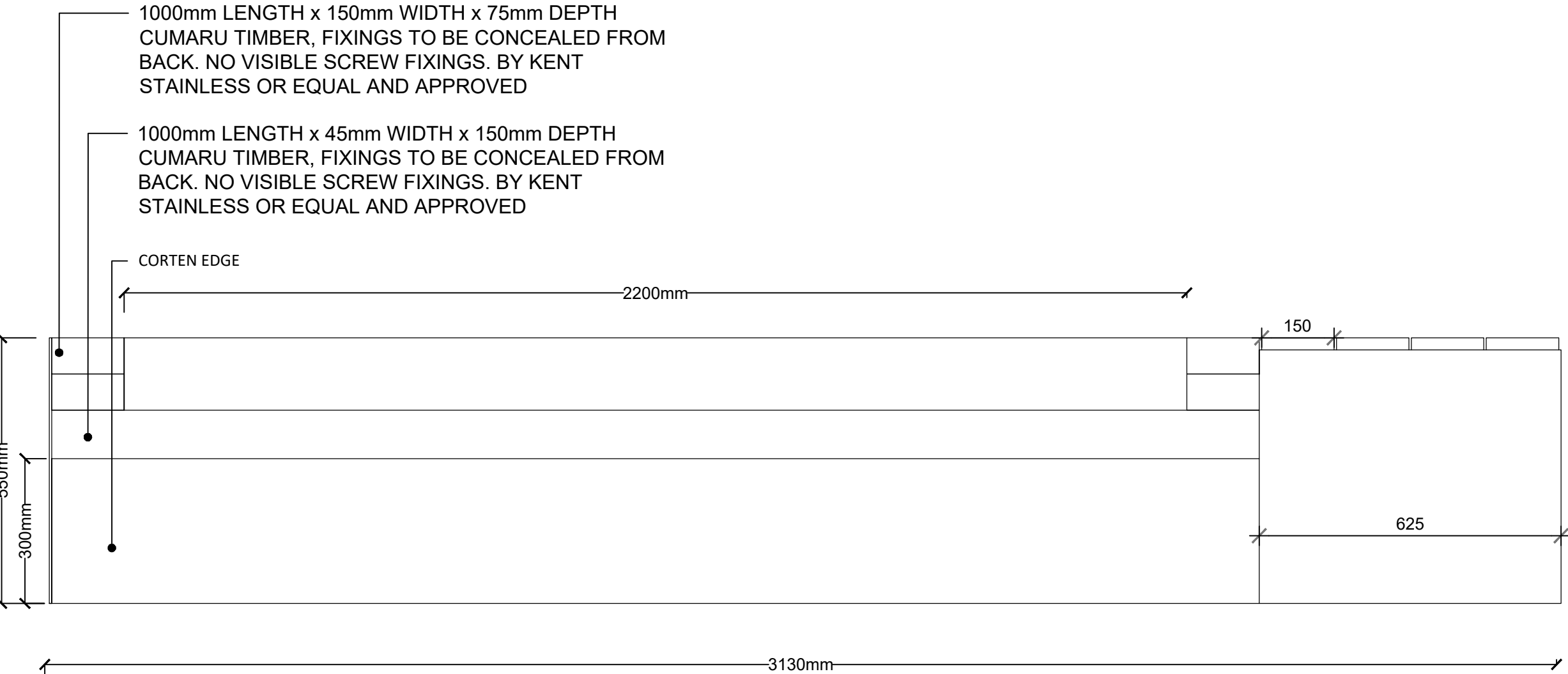
DRAWING NUMBER

TOWN667(04)6310

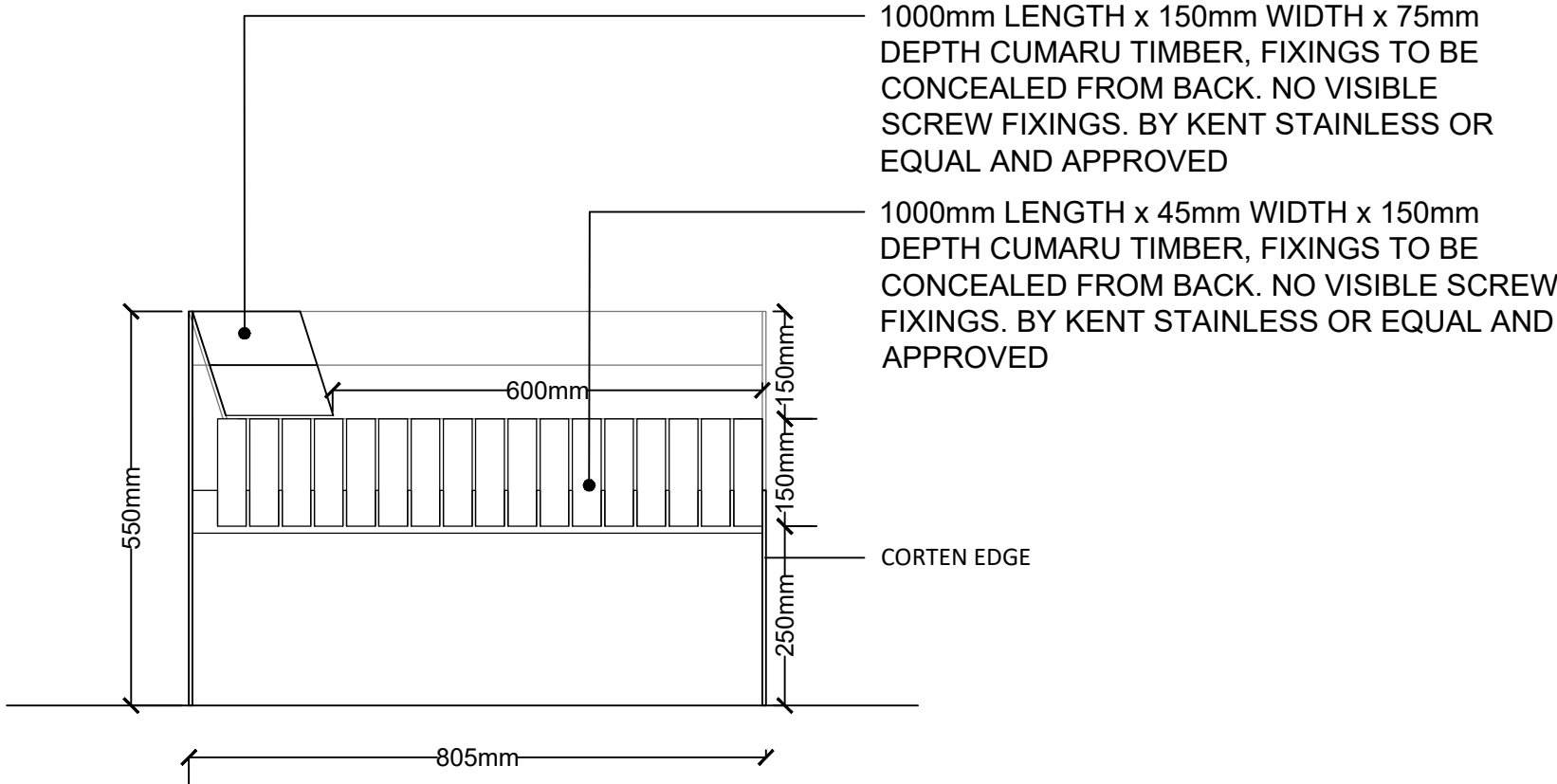
EV
1



BENCH TYPE 10
SCALE 1:10
DETAILED PLAN



ELEVATION A-A
SCALE 1:10



ELEVATION B-B
SCALE 1:10

- NOTE :
- 1) BENCH TYPE 10 HAS TWO SUB-TYPES.
SUB-TYPE 1 WILL HOUSE PPD AND
SUB-TYPE 2 WILL HOUSE PPE.
 - 2) IT IS THE INTENTION TO PROVIDE ACCESS TO THESE UNITS THROUGH
LIFT-ABLE LIDS WITH GAS STRUTS DESIGNED FOR REGULAR USE.
 - 3) THE OPENING AT THE BOTTOM OF THE BENCHES PROVIDES ALLOWANCE FOR
SELF CLOSING DOOR WITH A SPRING HINGE TO PLUG THE COMMANDO
SOCKET WITHIN THE BENCH AND CLOSE WHEN IN USE.
 - 4) THE BENCHES NEED TO PROVIDE ACCESS TO THE TIMBER FOR
REPLACEMENT.
 - 5) METAL PLATE TO BE PROVIDED BENEATH BENCHES ARE TO BE LITTER PROOF
AND WEATHERPROOF.
 - 6) NOMINAL FALLS TO BE MAINTAINED ON THE BENCH SEATS TO ALLOW FOR
WATER DRAINAGE.
 - 7) CONTRACTOR TO ENSURE NO VISIBLE FIXINGS ON THE TIMBER BENCH.

NOTE:
CONTRACTOR TO PROVIDE SHOP
DRAWINGS FOR REVIEW AND
APPROVAL PRIOR TO FABRICATION

NOTE:
DESIGN OF BENCH TO BE REVIEWED
IN CONJUNCTION WITH PHASE 2
WORKS.

GENERAL NOTES

1. DO NOT SCALE DRAWING.
2. ALL SETTING OUT, LEVELS AND DIMENSIONS TO BE AGREED ON SITE.
3. THE DIMENSIONS OF ALL MATERIALS MUST BE CHECKED ON SITE BEFORE BEING LAID OUT.
4. THIS DRAWING MUST BE READ WITH THE RELEVANT SPECIFICATION CLAUSES AND DETAIL DRAWINGS.
5. ORDER OF CONSTRUCTION AND SETTING OUT TO BE AGREED ON SITE.

HEALTH AND SAFETY INFORMATION

REFER TO HEALTH AND SAFETY FILE.

Rev	Description	Date
00	First Issue	20.06.19
01	Stage 4 Tender Issue	28.06.19

CLIENT

British Land
45 Seymour Street, London W1H 7LX
Telephone: 020 7486 4466 Fax: 020 7935 5552
E-Mail info@britishland.com

CONSULTANT

TOWNSHEND
LANDSCAPE ARCHITECTS

Northumberland House 303-306 High Holborn | London WC1V 7JZ
E-mail: tia@townshendia.com
Telephone: 020 7729 9333

PROJECT

REGENTS PLACE - 1 TRITON

PROJECT NUMBER

667

DATE

MAY 2019

TITLE

Bench type 10

SCALE (@ A1)

1:10

DRAWN BY

FL

CHECKED BY

SP

DRAWING NUMBER

TOWN667(04)6311

REV

01

STAGE 4 - TENDER ISSUE