

(Q25 310A) PAVING TYPE 1A
350mm WIDTH x 600mm LENGTH x 50mm
DEPTH GRANITE BY MARSHALLS OR
EQUAL AND APPROVED

REINFORCED BEDDING MORTAR TO
ENGINEERS DETAIL AND SPECIFICATION

(Q25 440) 5.5mm TUFFGROUT JOINT
COLOURED TO MATCH PAVING BY
STEINTEC OR EQUAL AND APPROVED

(Q25 310A) PAVING TYPE 1A
200mm WIDTH x 398mm LENGTH x 50mm
DEPTH GRANITE BY MARSHALLS OR
EQUAL AND APPROVED

VOID FORMER TO ENGINEERS DETAIL
AND SPECIFICATION

WATERPROOFING SYSTEM :
DRAINAGE MAT OVER WATERPROOF
COATING. REFER TO ARUP SPECIFICATION.
DETAILED DESIGN BY CONTRACTOR

EXISTING STRUCTURAL SLAB

EFL VARIES

50mm

SS1 27.750

SECTION A-A'
TYPE 1A GRANITE PAVING
ON SLAB - PEDESTRIAN LOADING
OVERALL BUILD-UP GREATER THAN 115mm
SCALE 1:10

(Q25 310B) PAVING TYPE 1B
350mm WIDTH x 600mm LENGTH x 65mm
DEPTH GRANITE PAVING BY MARSHALLS
OR EQUAL AND APPROVED

(Q25 440) 5.5mm TUFFGROUT JOINT
COLOURED TO MATCH PAVING BY
STEINTEC OR EQUAL AND APPROVED

REINFORCED BEDDING MORTAR TO
ENGINEERS DETAIL AND SPECIFICATION

VOID FORMER TO ENGINEERS DETAIL
AND SPECIFICATION

(Q25 310B) PAVING TYPE 1B
200mm WIDTH x 398mm LENGTH x 65mm
DEPTH GRANITE PAVING BY MARSHALLS
OR EQUAL AND APPROVED

WATERPROOFING SYSTEM :
DRAINAGE MAT OVER WATERPROOF
COATING. REFER TO ARUP
SPECIFICATION.
DETAILED DESIGN BY CONTRACTOR
EXISTING STRUCTURAL SLAB

EFL VARIES

65mm

SS1 27.750

SECTION B-B'
TYPE 1B GRANITE PAVING
ON SLAB - VEHICULAR LOADING
OVERALL BUILD-UP GREATER THAN 115mm
SCALE 1:10

(Q25 310A) PAVING TYPE 1A
350mm WIDTH x 600mm LENGTH x 50mm
DEPTH GRANITE BY MARSHALLS OR
EQUAL AND APPROVED

REINFORCED BEDDING MORTAR TO
ENGINEERS DETAIL AND SPECIFICATION

VOID FORMER TO ENGINEERS DETAIL
AND SPECIFICATION

(Q25 440) 5.5mm TUFFGROUT JOINT
COLOURED TO MATCH PAVING BY
STEINTEC OR EQUAL AND APPROVED

WATERPROOFING SYSTEM :
DRAINAGE MAT OVER WATERPROOF
COATING. REFER TO ARUP SPECIFICATION.
DETAILED DESIGN BY CONTRACTOR

EXISTING STRUCTURAL SLAB

SUB-BASE TO ENGINEERS DETAIL AND
SPECIFICATION

EFL VARIES

50mm

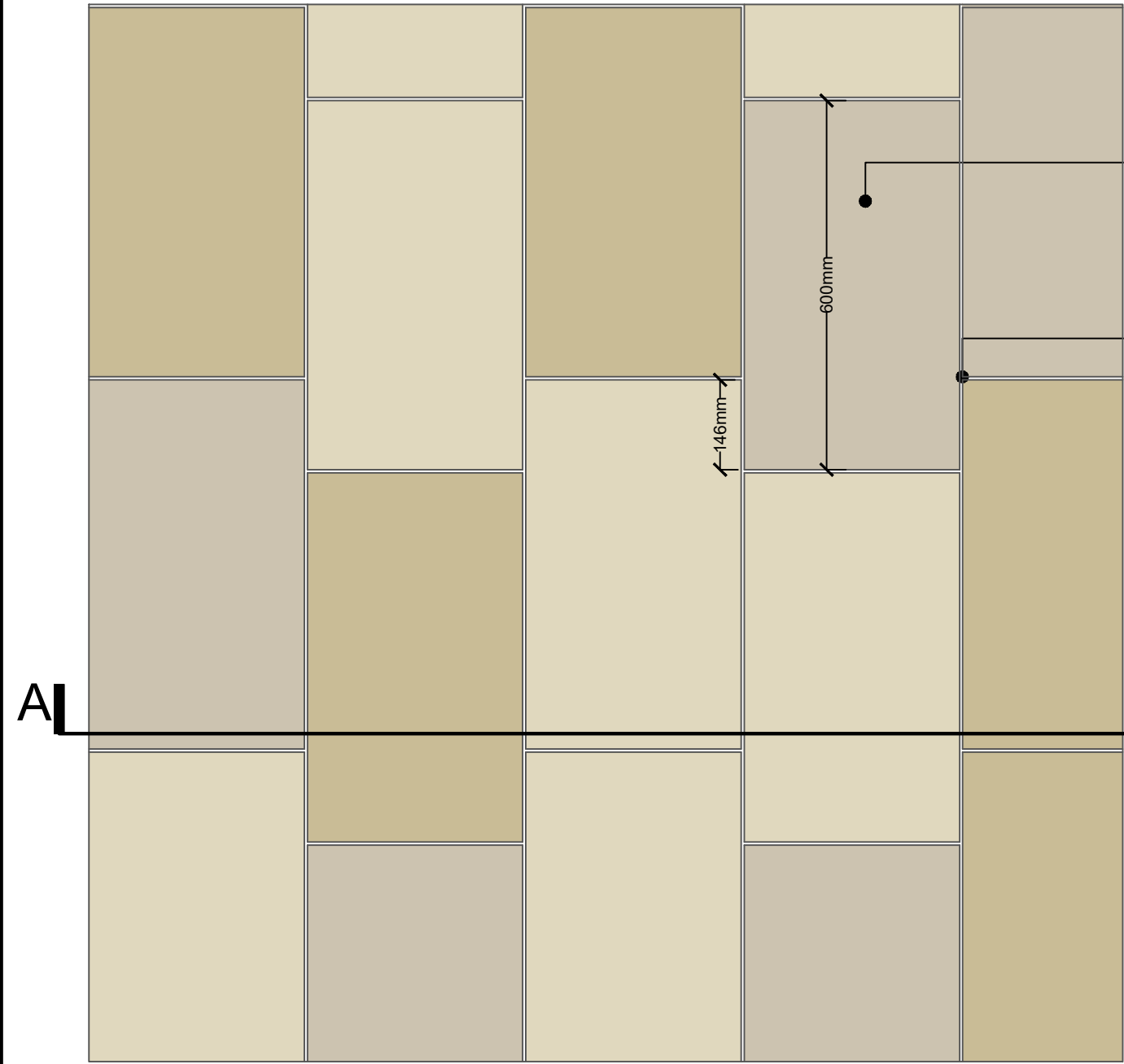
40mm

SS1 27.750

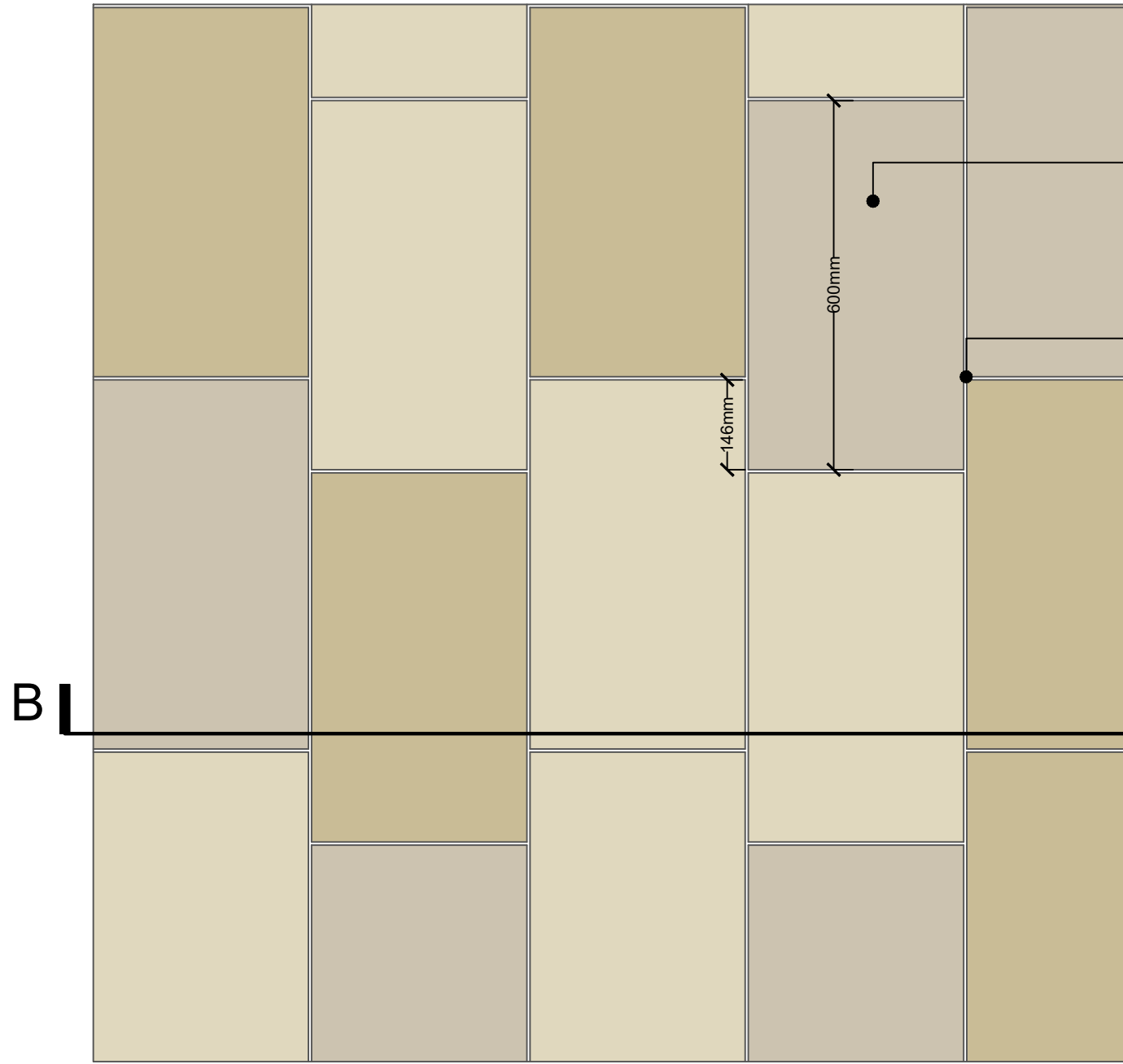
SS1 27.650

SECTION C-C'
TYPE 1A GRANITE PAVING ON EXISTING TREE PIT
ON SLAB - PEDESTRIAN LOADING
OVERALL BUILD-UP GREATER THAN 115mm
SCALE 1:10

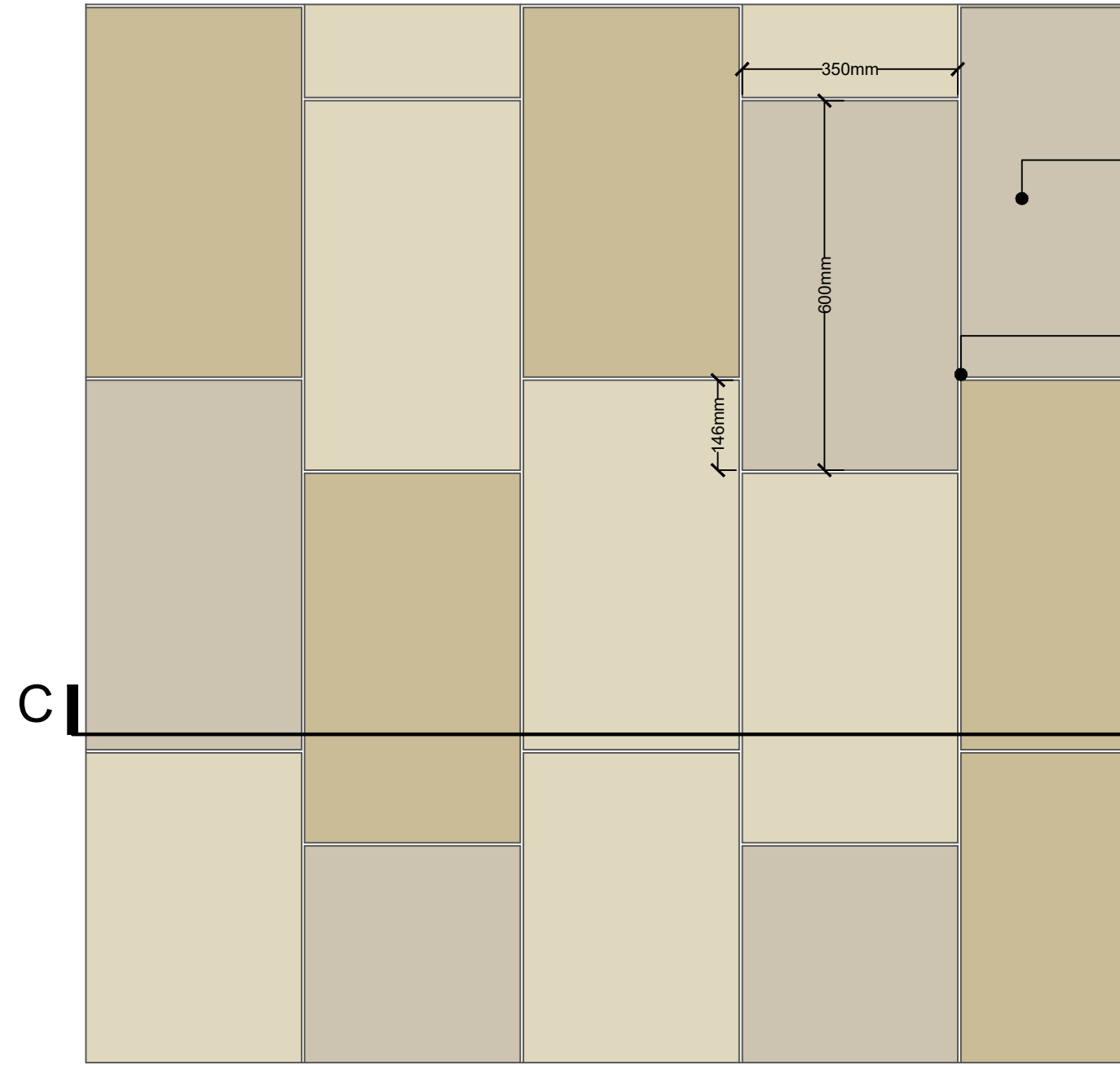
<div>GENERAL NOTES</div> <div>1. DO NOT SCALE DRAWING. 2. ALL SETTING OUT, LEVELS AND DIMENSIONS TO BE AGREED ON SITE. 3. THE DIMENSIONS OF ALL MATERIALS MUST BE CHECKED ON SITE BEFORE BEING LAID OUT. 4. THIS DRAWING MUST BE READ WITH THE RELEVANT SPECIFICATION CLAUSES AND DETAIL DRAWINGS. 5. ORDER OF CONSTRUCTION AND SETTING OUT TO BE AGREED ON SITE.</div>	<table><tr><th>Rev</th><th>Description</th><th>Date</th></tr><tr><td>00</td><td>First Issue</td><td>29.05.19</td></tr><tr><td>01</td><td>STAGE 4 ISSUE</td><td>20.06.19</td></tr><tr><td>02</td><td>STAGE 4 TENDER ISSUE</td><td>28.06.19</td></tr><tr><td> </td><td> </td><td> </td></tr><tr><td> </td><td> </td><td> </td></tr><tr><td> </td><td> </td><td> </td></tr><tr><td> </td><td> </td><td> </td></tr></table>	Rev	Description	Date	00	First Issue	29.05.19	01	STAGE 4 ISSUE	20.06.19	02	STAGE 4 TENDER ISSUE	28.06.19													<div>CLIENT</div> <div>British Land</div> <div>45 Seymour Street, London W1H 7LX Telephone: 020 7486 4466 Fax: 020 7935 5552 E-Mail info@britishland.com</div>	<div>CONSULTANT</div> <div><div>TOWNSHEND</div><div>LANDSCAPE ARCHITECTS</div></div> <div>Northumberland House 303-306 High Holborn London WC1V 7JZ E-mail: tia@townshendia.com Telephone: 020 7729 9333</div>	<div>PROJECT</div> <div>REGENTS PLACE - 1 TRITON</div>	<div>PROJECT NUMBER</div> <div>667</div>	<div>DATE</div> <div>MAY 2019</div>	<div>STAGE 4 - TENDER ISSUE</div>
Rev	Description	Date																													
00	First Issue	29.05.19																													
01	STAGE 4 ISSUE	20.06.19																													
02	STAGE 4 TENDER ISSUE	28.06.19																													
<div>HEALTH AND SAFETY INFORMATION</div> <div>REFER TO HEALTH AND SAFETY FILE.</div>			<div>Northumberland House 303-306 High Holborn London WC1V 7JZ E-mail: tia@townshendia.com Telephone: 020 7729 9333</div>	<div>DETAIL</div> <div>Detail 1.01 Paving Pattern - Sheet 1 of 4</div>	<div>SCALE (@ A1)</div> <div>1:10</div>	<div>DRAWN BY</div> <div>FL</div>	<div>DRAWING NUMBER</div> <div>TOWN667(04)6001</div>	<div>REV</div> <div>02</div>																							



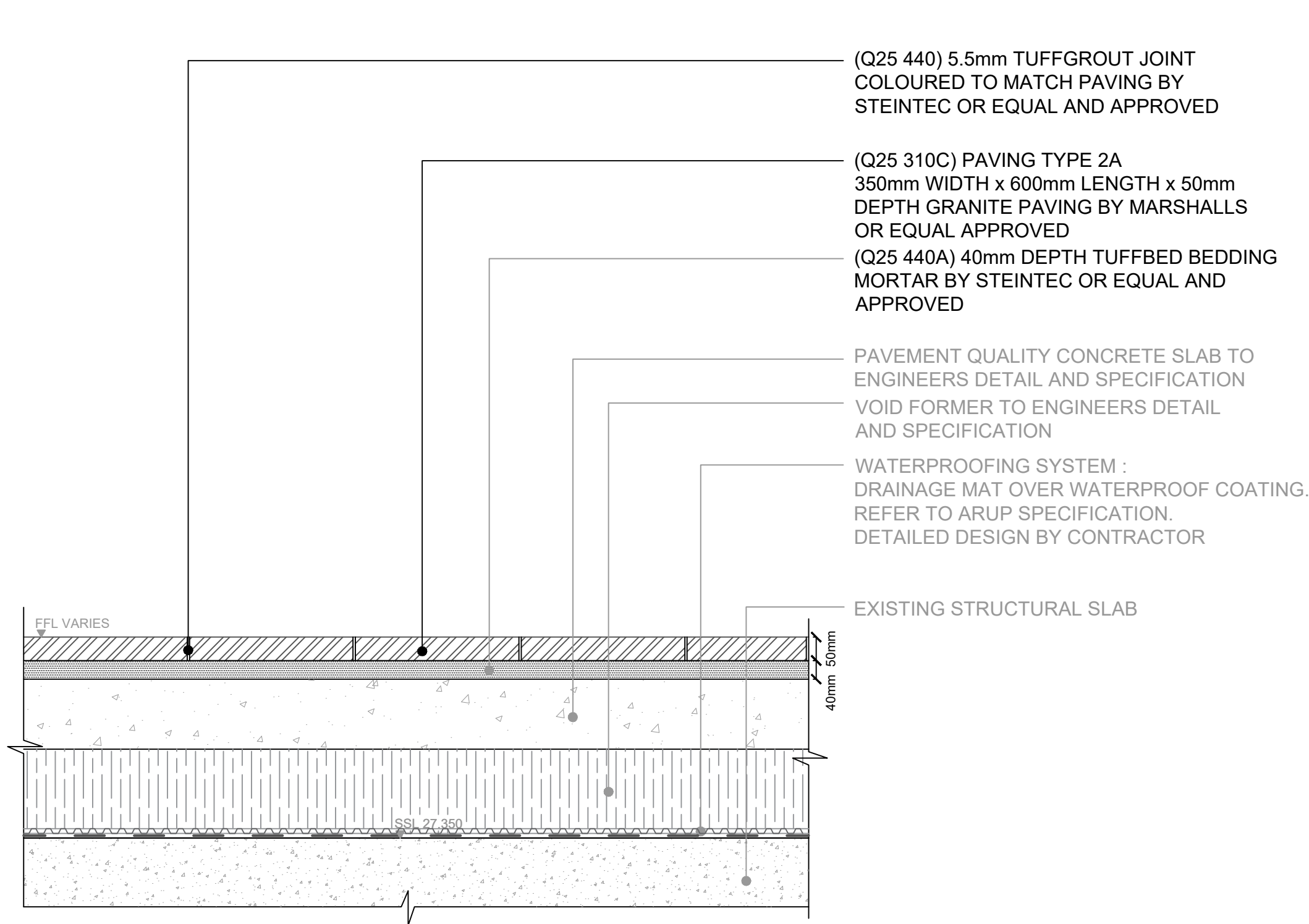
DETAIL 1.02A
TYPE 2A GRANITE PAVING
ON SLAB PEDESTRIAN LOADING
SCALE 1:10




DETAIL 1.02B
TYPE 2B GRANITE PAVING
ON SLAB VEHICULAR LOADING
SCALE 1:10



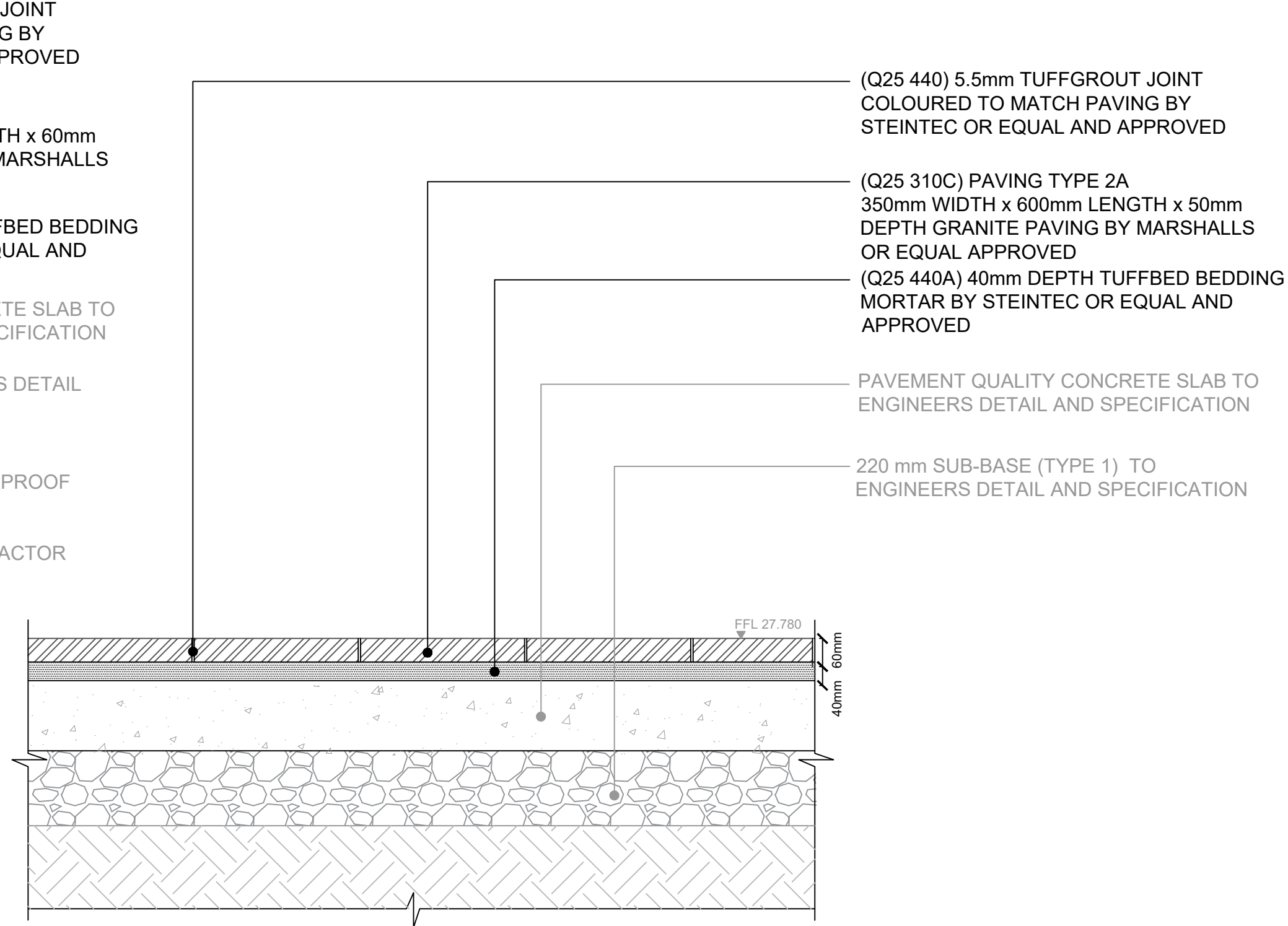
DETAIL 1.02C
TYPE 2A GRANITE PAVING
OFF SLAB - PEDESTRIAN LOADING
SCALE 1:10



SECTION A-A'
TYPE 2A GRANITE PAVING
ON SLAB - PEDESTRIAN LOADING
SCALE 1:10



SECTION B-B'
TYPE 2B GRANITE PAVING
ON SLAB - VEHICULAR LOADING
SCALE 1:10



SECTION C-C'
TYPE 2A GRANITE PAVING
OFF SLAB - PEDESTRIAN LOADING
SCALE 1:10

GENERAL NOTES

1. DO NOT SCALE DRAWING.
2. ALL SETTING OUT, LEVELS AND DIMENSIONS TO BE AGREED ON SITE.
3. THE DIMENSIONS OF ALL MATERIALS MUST BE CHECKED ON SITE BEFORE BEING LAID OUT.
4. THIS DRAWING MUST BE READ WITH THE RELEVANT SPECIFICATION CLAUSES AND DETAIL DRAWINGS.
5. ORDER OF CONSTRUCTION AND SETTING OUT TO BE AGREED ON SITE.

HEALTH AND SAFETY INFORMATION

REFER TO HEALTH AND SAFETY FILE.

Rev	Description	Date
00	First Issue	29.05.19
01	STAGE 4 ISSUE	20.06.19
02	STAGE 4 TENDER ISSUE	28.06.19

CLIENT

British Land
45 Seymour Street, London W1H 7LX
Telephone: 020 7486 4466 Fax: 020 7935 5552
E-Mail: info@britishland.com

CONSULTANT

TOWNSHEND
LANDSCAPE ARCHITECTS

Northumberland House 303-306 High Holborn | London WC1V 7JZ
E-mail: tia@townshendia.com
Telephone: 020 7729 9333

PROJECT

REGENTS PLACE - 1 TRITON

PROJECT NUMBER

667

DATE

MAY 2019

STAGE 4 - TENDER ISSUE

TITLE

Detail 1.02 Paving Pattern - Sheet 2 of 4

SCALE (@ A1)

1:10

DRAWN BY

FL

CHECKED BY

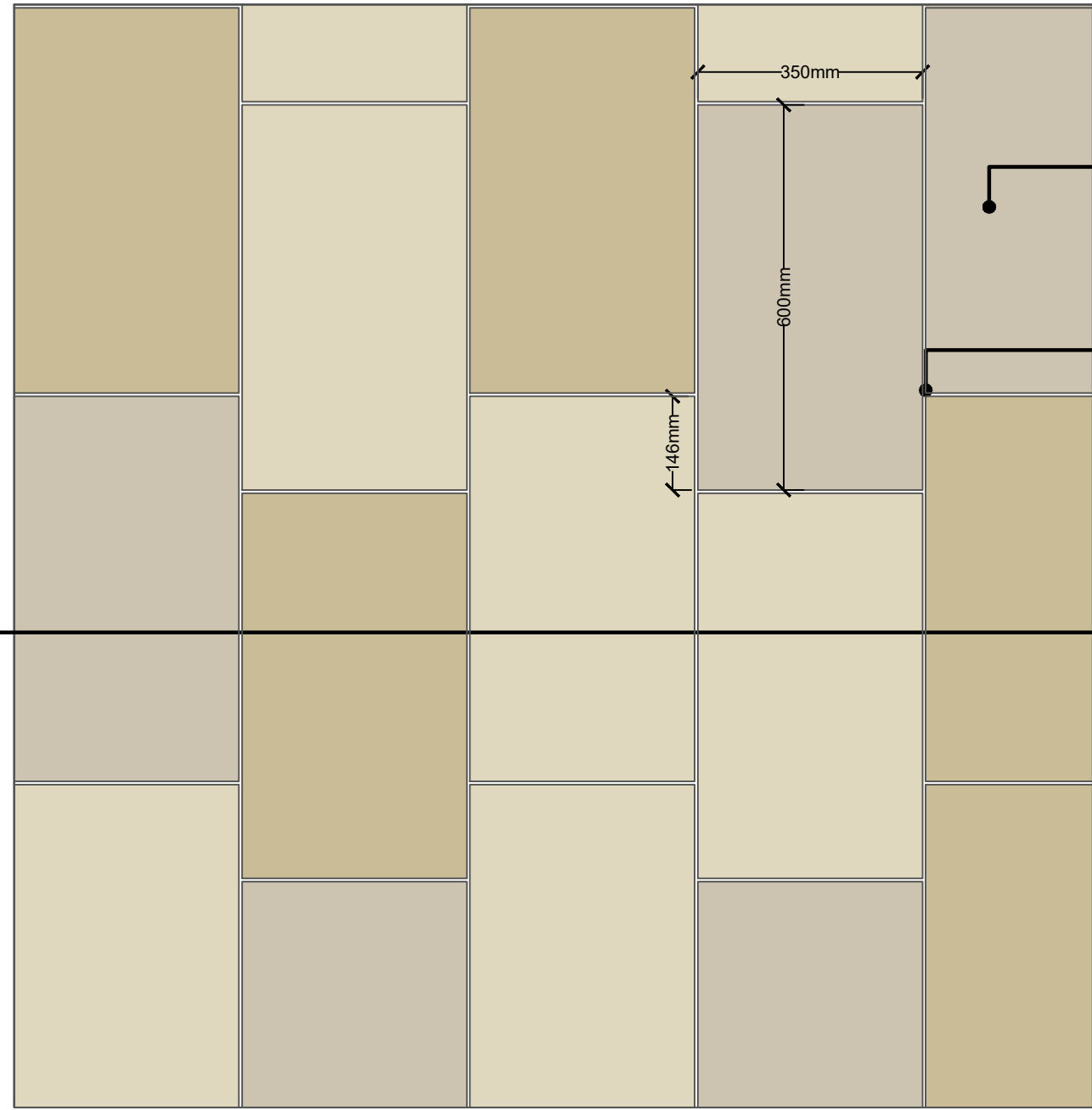
SP

DRAWING NUMBER

TOWN667(04)6002

REV

02




(Q25 310D) PAVING TYPE 2B
350mm WIDTH x 600mm LENGTH x 60mm
DEPTH GRANITE BY MARSHALLS OR
EQUAL AND APPROVED

(Q25 440) 5.5mm TUFFGROUT JOINT
COLOURED TO MATCH PAVING BY
STEINTEC OR EQUAL AND APPROVED

A | | A'


DETAIL 1.03A
TYPE 2B GRANITE PAVING
OFF SLAB - VEHICULAR LOADING
SCALE 1:10



(Q26 360A) 2-6mm GRANULES MIN 15mm
THICK WET POUR EPDM RUBBER
CRUMB SURFACE BY DCM SURFACES
OF EQUAL AND APPROVED

B | | B'

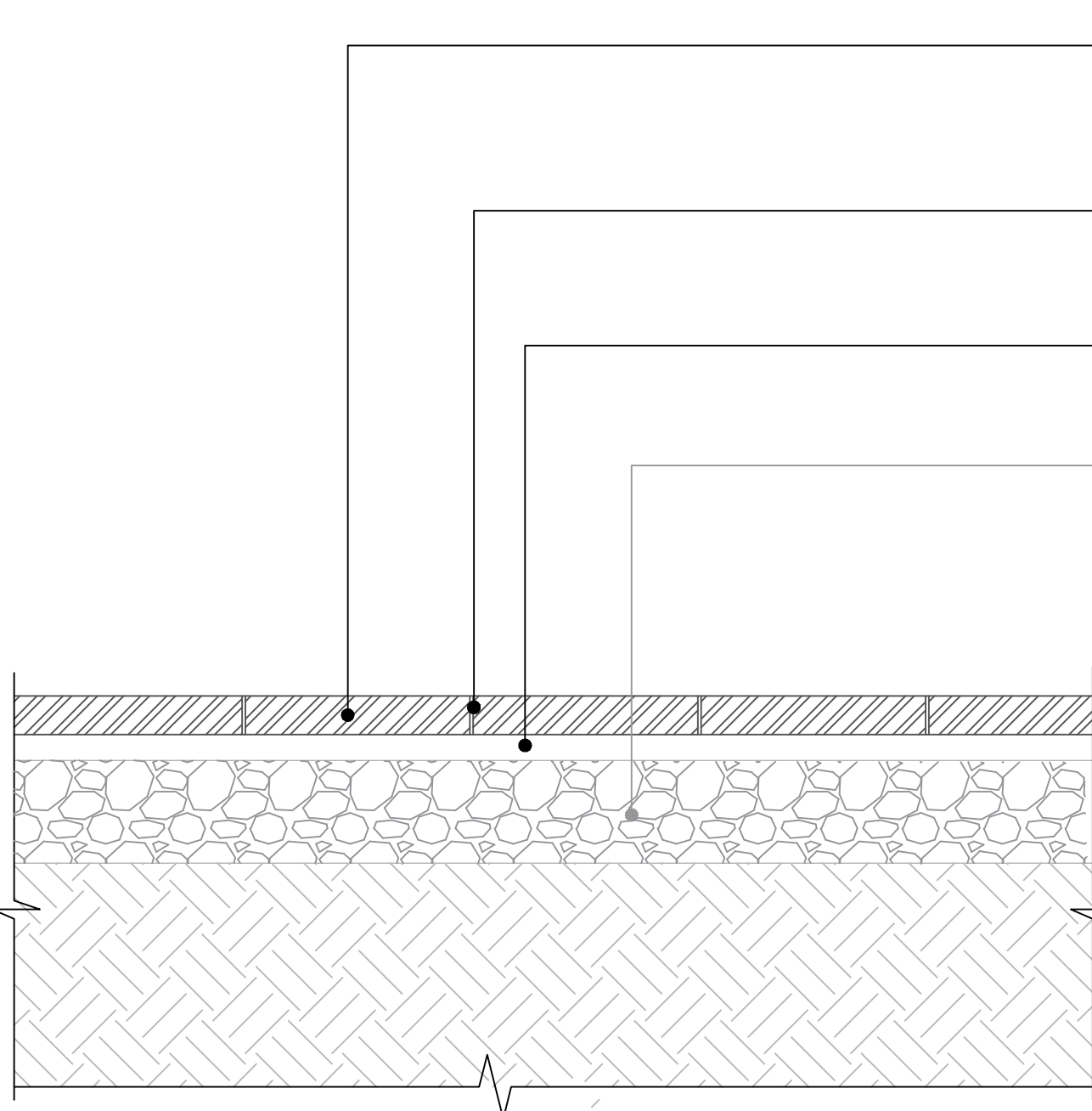
DETAIL 1.03B
WET POUR RUBBER SURFACE
SCALE 1:10



(Q23 225) 20mm DEEP 3mm BRITTANY
BRONZE RESIN BOUND GRAVEL BY
ADDAGRIP OR EQUAL AND APPROVED

B | | B'

DETAIL 1.03C
RESIN BOUND GRAVEL SURFACE
SCALE 1:10



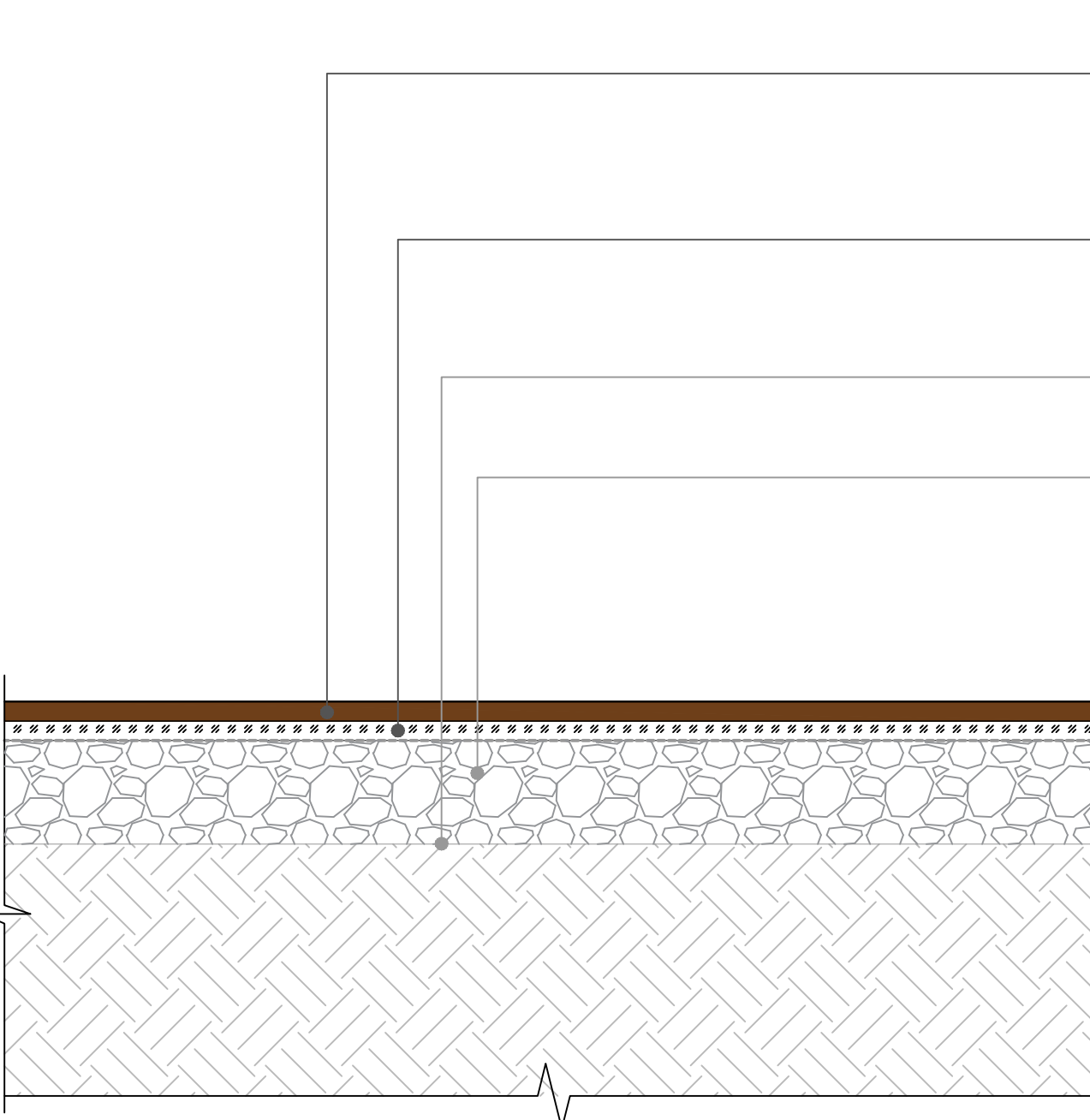
(Q25 310C) PAVING TYPE 2B
350mm WIDTH x 600mm LENGTH x 60mm
DEPTH GRANITE BY MARSHALLS OR
EQUAL AND APPROVED

(Q25 440) 5.5mm TUFFGROUT JOINT
COLOURED TO MATCH PAVING BY
STEINTEC OR EQUAL AND APPROVED

(Q25 440A) 40mm DEPTH TUFFBED
BEDDING MORTAR BY STEINTEC OR
EQUAL AND APPROVED

220 mm SUB-BASE (TYPE 1) TO ARUP
ENGINEERS DETAIL AND SPECIFICATION

SECTION A-A'
TYPE 2B GRANITE PAVING
OFF SLAB - VEHICULAR LOADING
SCALE 1:10



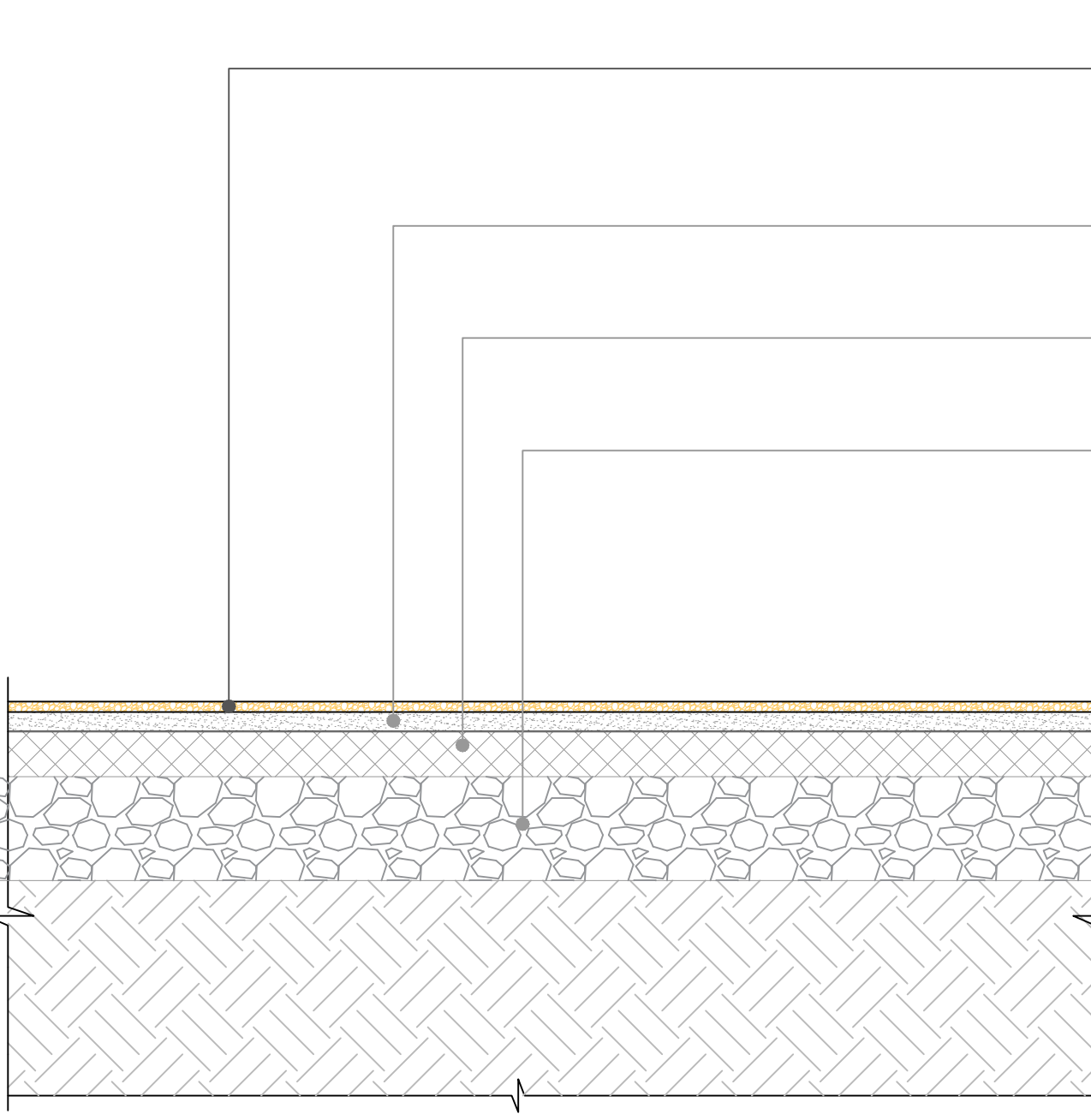
(Q26 360A) 2-6mm GRANULES MIN 15mm
THICK WET POUR EPDM RUBBER CRUMB
SURFACE BY DCM SURFACES OF EQUAL
AND APPROVED

25mm SBR RUBBER, BASE LAYER OF
ABSORB-A-FALL BY DCM SURFACES OR
EQUAL AND APPROVED

GEOTEXTILE FILTER FABRIC TO ARUP
ENGINEERS DETAIL AND SPECIFICATION

220 mm SUB-BASE (TYPE 1) TO ARUP
ENGINEERS DETAIL AND SPECIFICATION

SECTION B-B'
WET POUR RUBBER SURFACE
SCALE 1:10



(Q23 225) 20mm DEEP 3mm BRITTANY
BRONZE RESIN BOUND GRAVEL BY
ADDAGRIP OR EQUAL AND APPROVED

35mm DEPTH AC10 OPEN SURF BIN 100/150
REC TO EN 13108-1 BINDER COURSE TO
CONTRACTOR'S SPECIFICATION

70mm DEPTH AC32 CLOSE SURF BIN
100/150 REC TO EN 13108-1 TO
CONTRACTOR'S SPECIFICATION

220 mm SUB-BASE (TYPE 1) TO ARUP
ENGINEERS DETAIL AND SPECIFICATION

SECTION C-C'
RESIN BOUND GRAVEL SURFACE
SCALE 1:10

GENERAL NOTES

1. DO NOT SCALE DRAWING.
2. ALL SETTING OUT, LEVELS AND DIMENSIONS TO BE AGREED ON SITE.
3. THE DIMENSIONS OF ALL MATERIALS MUST BE CHECKED ON SITE BEFORE BEING LAID OUT.
4. THIS DRAWING MUST BE READ WITH THE RELEVANT SPECIFICATION CLAUSES AND DETAIL DRAWINGS.
5. ORDER OF CONSTRUCTION AND SETTING OUT TO BE AGREED ON SITE.

HEALTH AND SAFETY INFORMATION

REFER TO HEALTH AND SAFETY FILE.

Rev	Description	Date
00	First Issue	20.06.19
01	STAGE 4 ISSUE	20.06.19
02	STAGE 4 TENDER ISSUE	28.06.19

CLIENT

British Land
45 Seymour Street, London W1H 7LX
Telephone: 020 7486 4466 Fax: 020 7935 5552
E-Mail: info@britishland.com

CONSULTANT

TOWNSHEND
LANDSCAPEARCHITECTS

Northumberland House 303-306 High Holborn | London WC1V 7JZ
E-mail: tia@townshendia.com
Telephone: 020 7729 9333

PROJECT

REGENTS PLACE - 1 TRITON

PROJECT NUMBER

667

DATE

JUNE 2019

TITLE

Detail 1.03 Paving Pattern - Sheet 3 of 4

SCALE (@ A1)

1:10

DRAWN BY

FL

CHECKED BY

SP

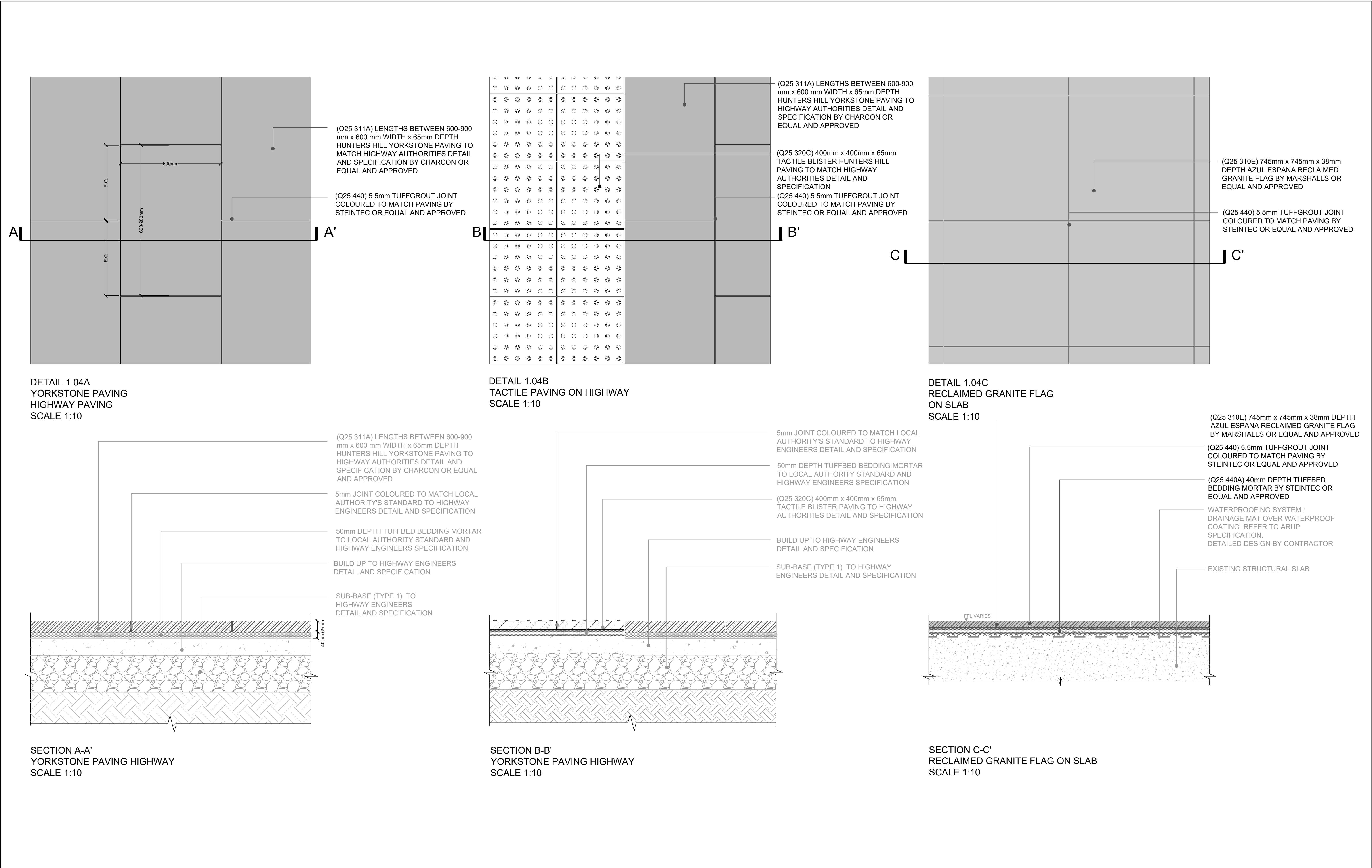
DRAWING NUMBER

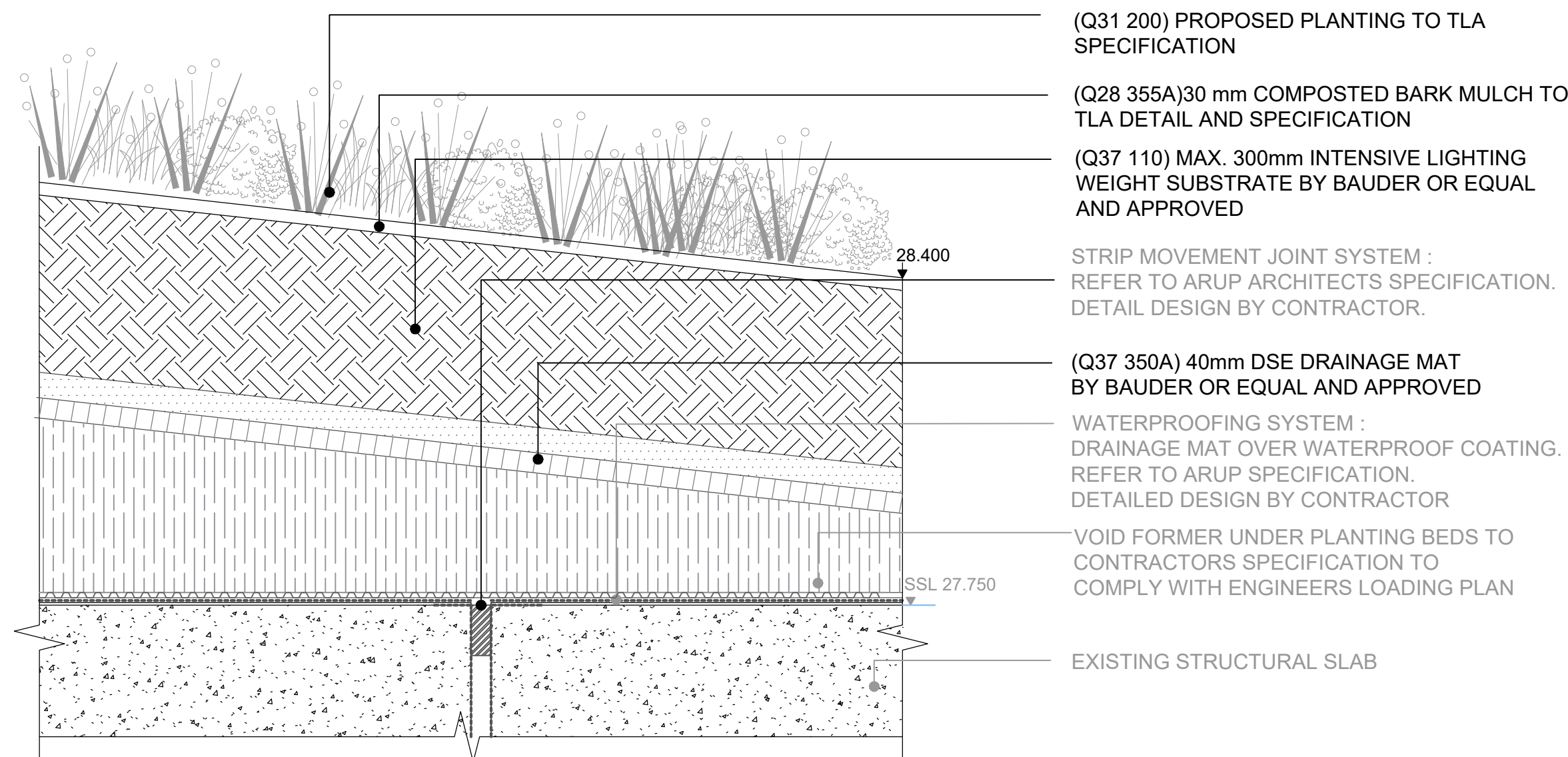
TOWN667(04)6003

REV

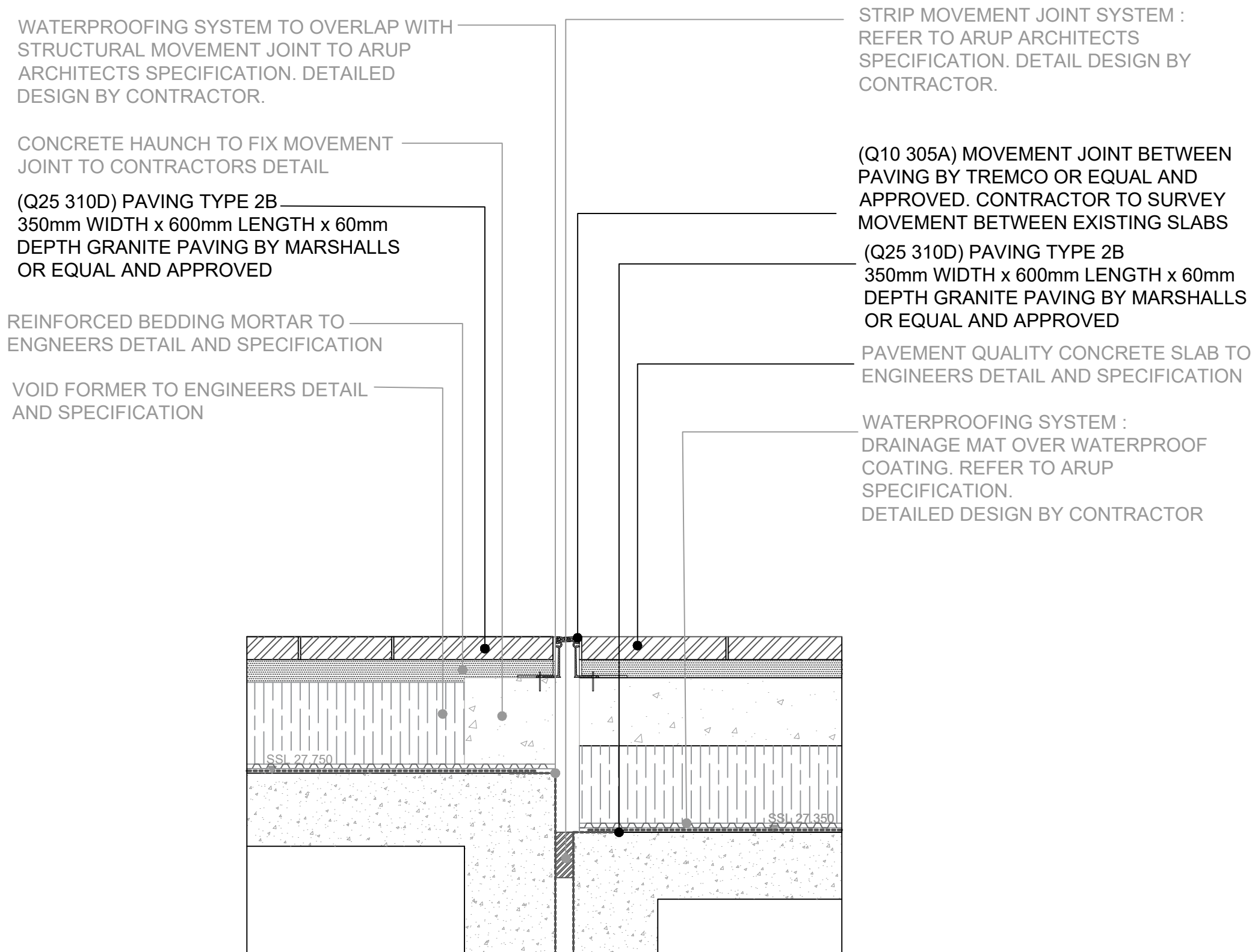
02

STAGE 4 - TENDER ISSUE

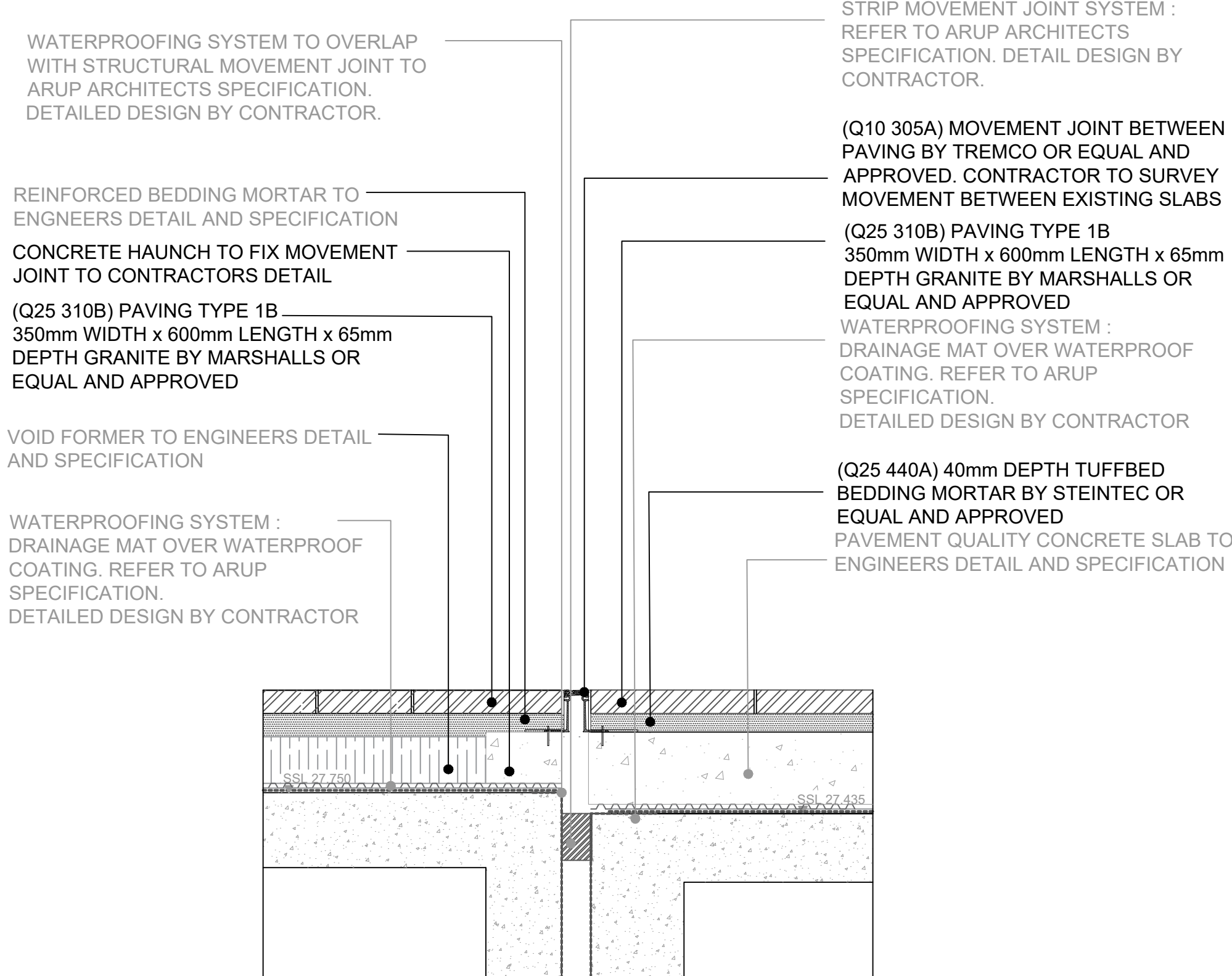




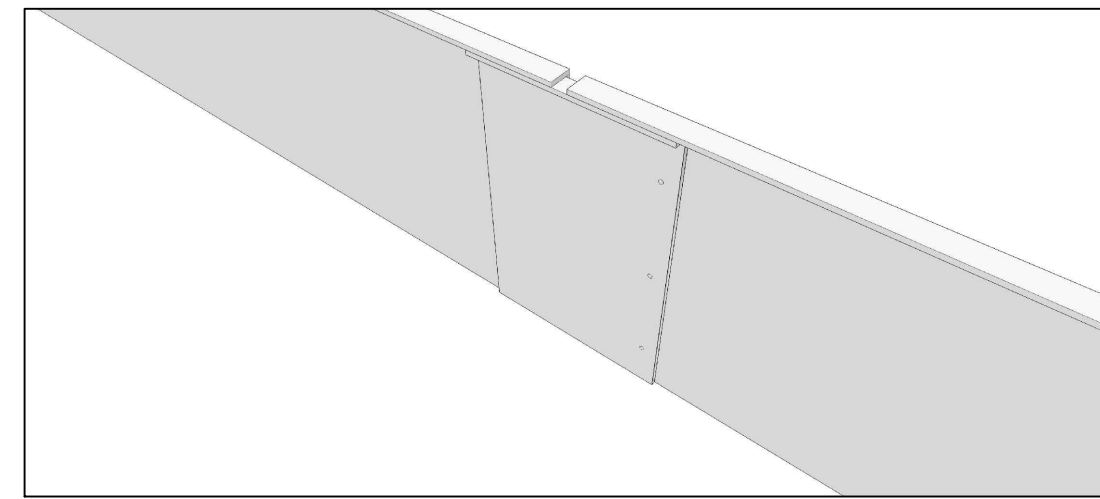
DETAIL 1.05 A
MOVEMENT JOINT DETAIL ON SOFT
1 TRITON AND 2 TRITON SQUARE SLAB
SCALE 1:10



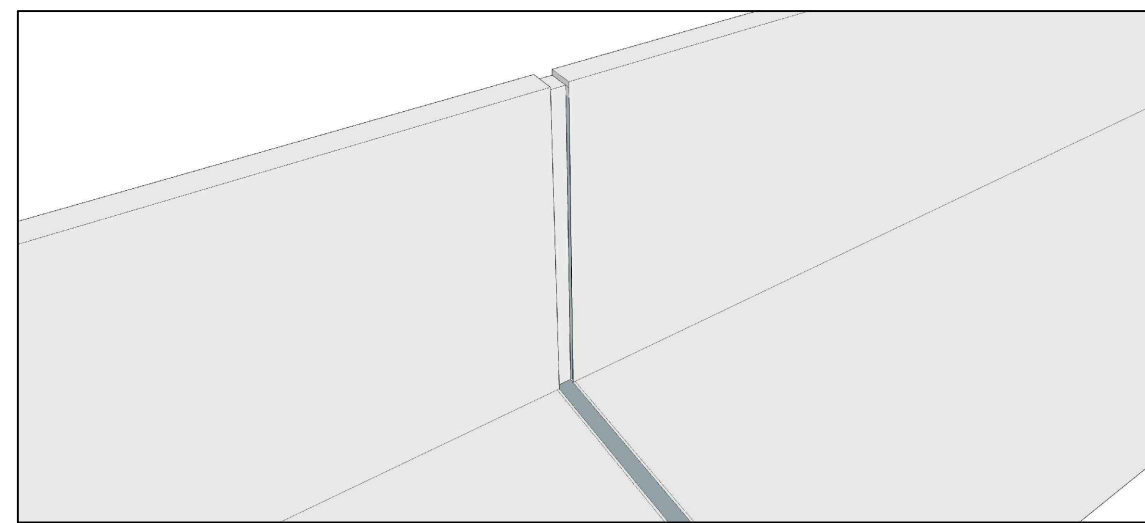
DETAIL 1.05 B
MOVEMENT JOINT SECTION
1 TRITON SQUARE AND 10 BROCK STREET
SCALE 1:10



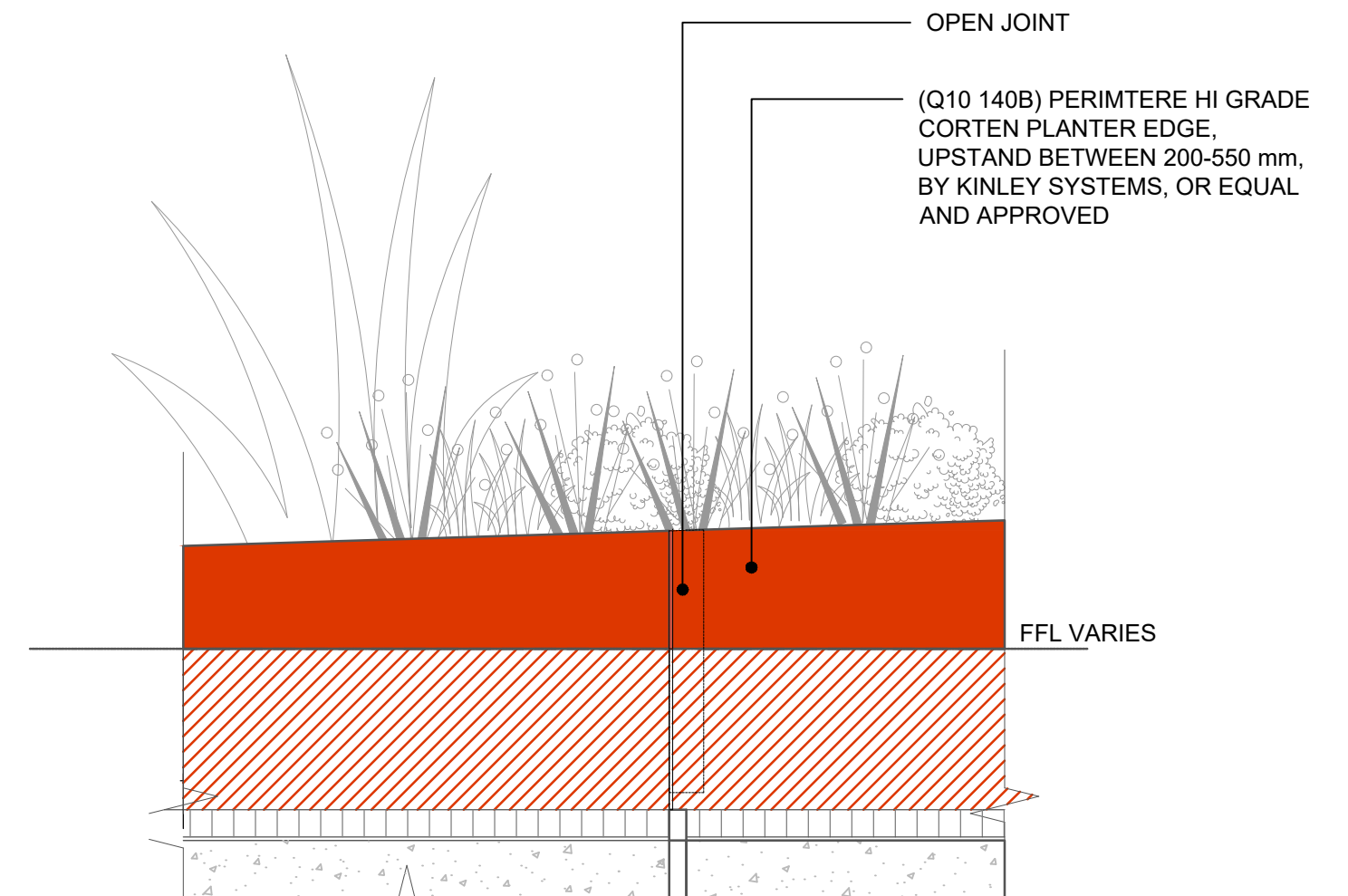
DETAIL 1.05 C
MOVEMENT JOINT SECTION
1 TRITON SQUARE AND PLAZA SLAB
SCALE 1:10



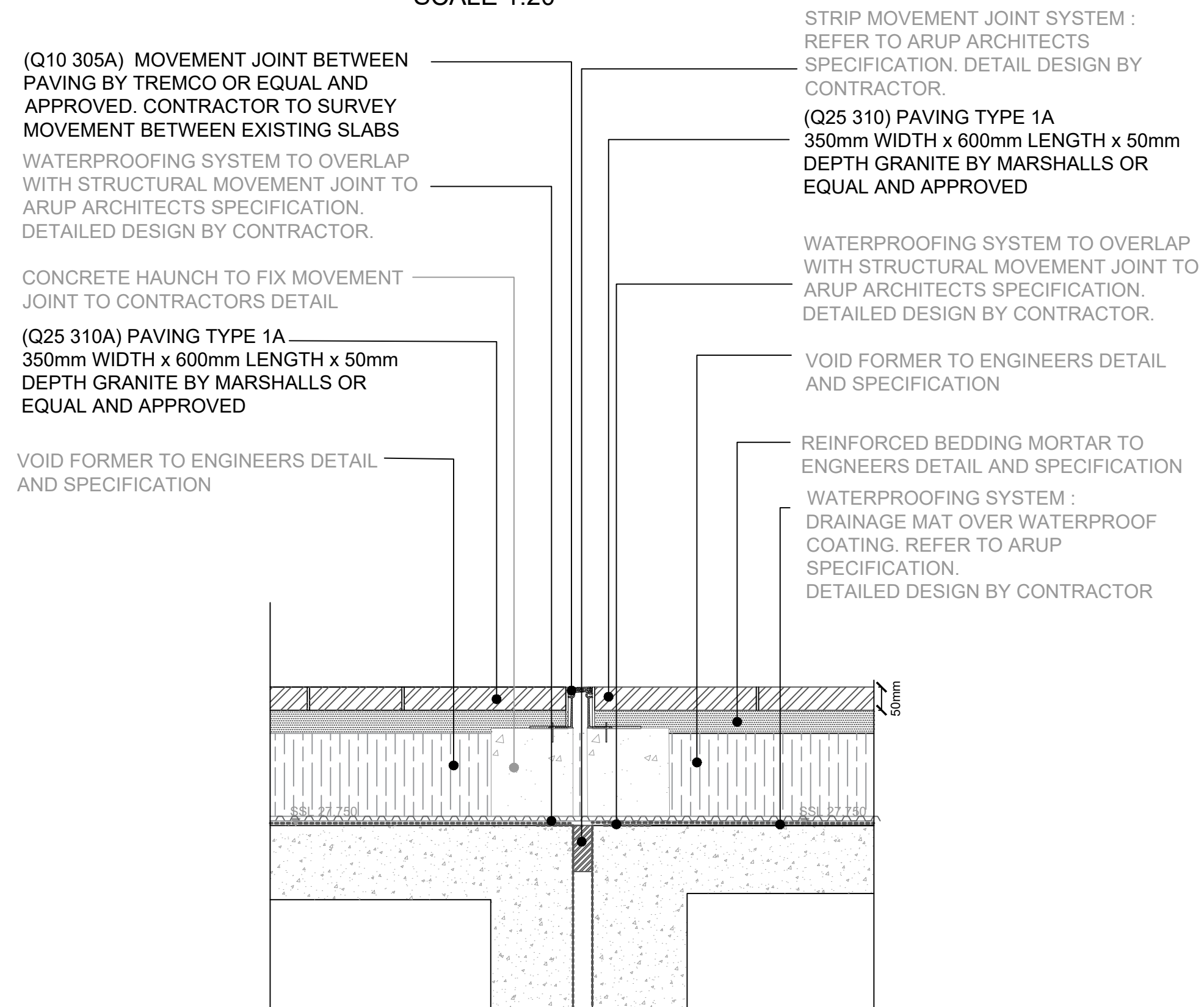
MOVEMENT JOINT
CORTEN EDGE - BACK ELEVATION
NTS



MOVEMENT JOINT
CORTEN EDGE - BACK ELEVATION
NTS



DETAIL 1.05 E
MOVEMENT JOINT CORTEN EDGE
FRONT ELEVATION
SCALE 1:20



DETAIL 1.05 D
MOVEMENT JOINT SECTION
1 TRITON SQUARE AND 2 TRITON SQUARE
SCALE 1:10

GENERAL NOTES

1. DO NOT SCALE DRAWING.
2. ALL SETTING OUT, LEVELS AND DIMENSIONS TO BE AGREED ON SITE.
3. THE DIMENSIONS OF ALL MATERIALS MUST BE CHECKED ON SITE BEFORE BEING LAID OUT.
4. THIS DRAWING MUST BE READ WITH THE RELEVANT SPECIFICATION CLAUSES AND DETAIL DRAWINGS.
5. ORDER OF CONSTRUCTION AND SETTING OUT TO BE AGREED ON SITE.

HEALTH AND SAFETY INFORMATION

REFER TO HEALTH AND SAFETY FILE.

Rev	Description	Date
00	First Issue	20.06.19
01	STAGE 4 TENDER ISSUE	28.06.19

CLIENT

British Land
45 Seymour Street, London W1H 7LX
Telephone: 020 7486 4466 Fax: 020 7935 5552
E-Mail: info@britishland.com

CONSULTANT

TOWNSHEND
LANDSCAPE ARCHITECTS

Northumberland House 303-306 High Holborn | London WC1V 7JZ
E-mail: tia@townshendia.com
Telephone: 020 7729 9333

PROJECT

REGENTS PLACE - 1 TRITON

TITLE

Detail 1.05 Movement Joint details

PROJECT NUMBER

667

SCALE (@ A1)

1:10

DATE

JUNE 2019

DRAWN BY

FL

CHECKED BY

SP

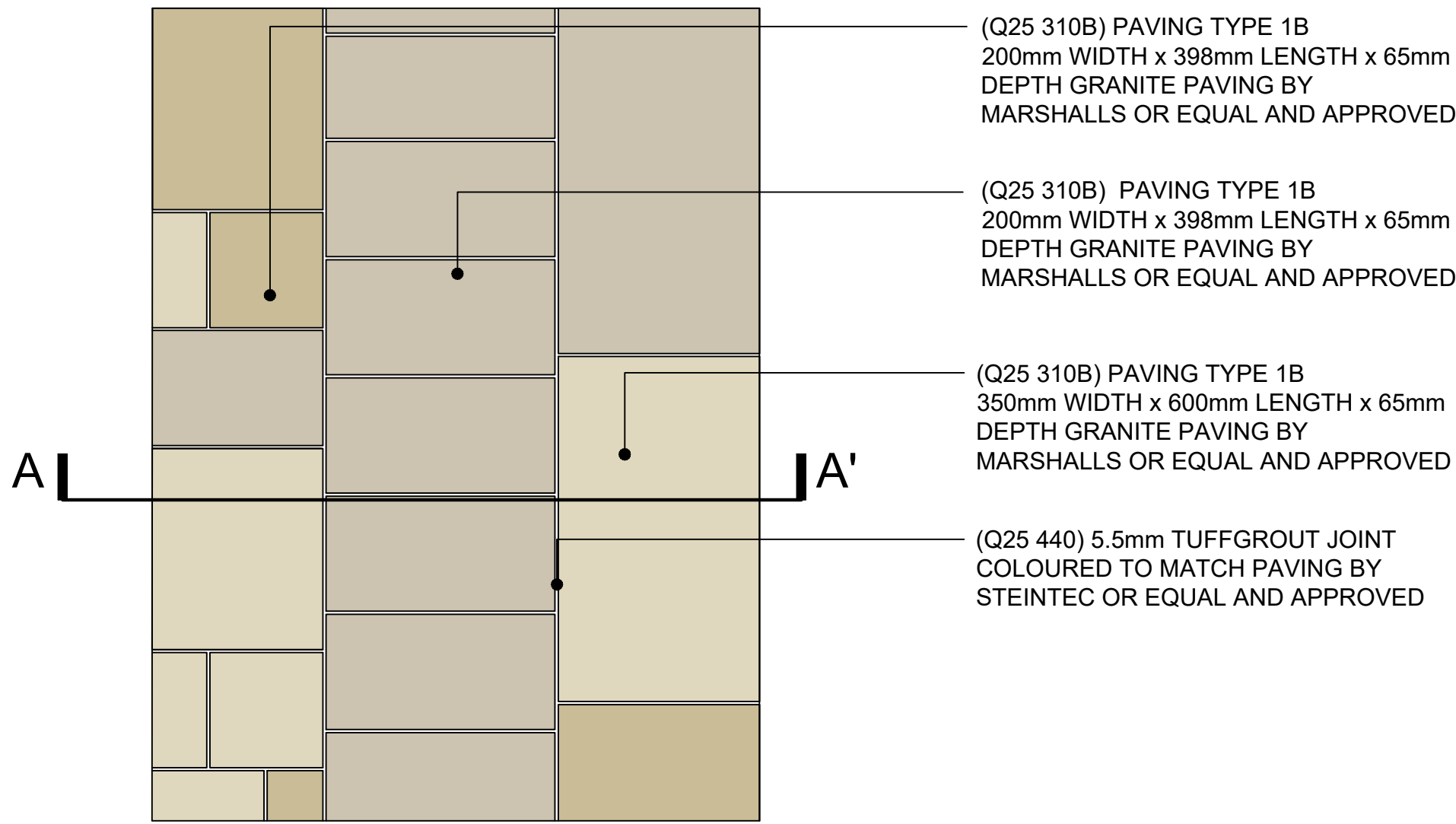
STAGE 4 - TENDER ISSUE

DRAWING NUMBER

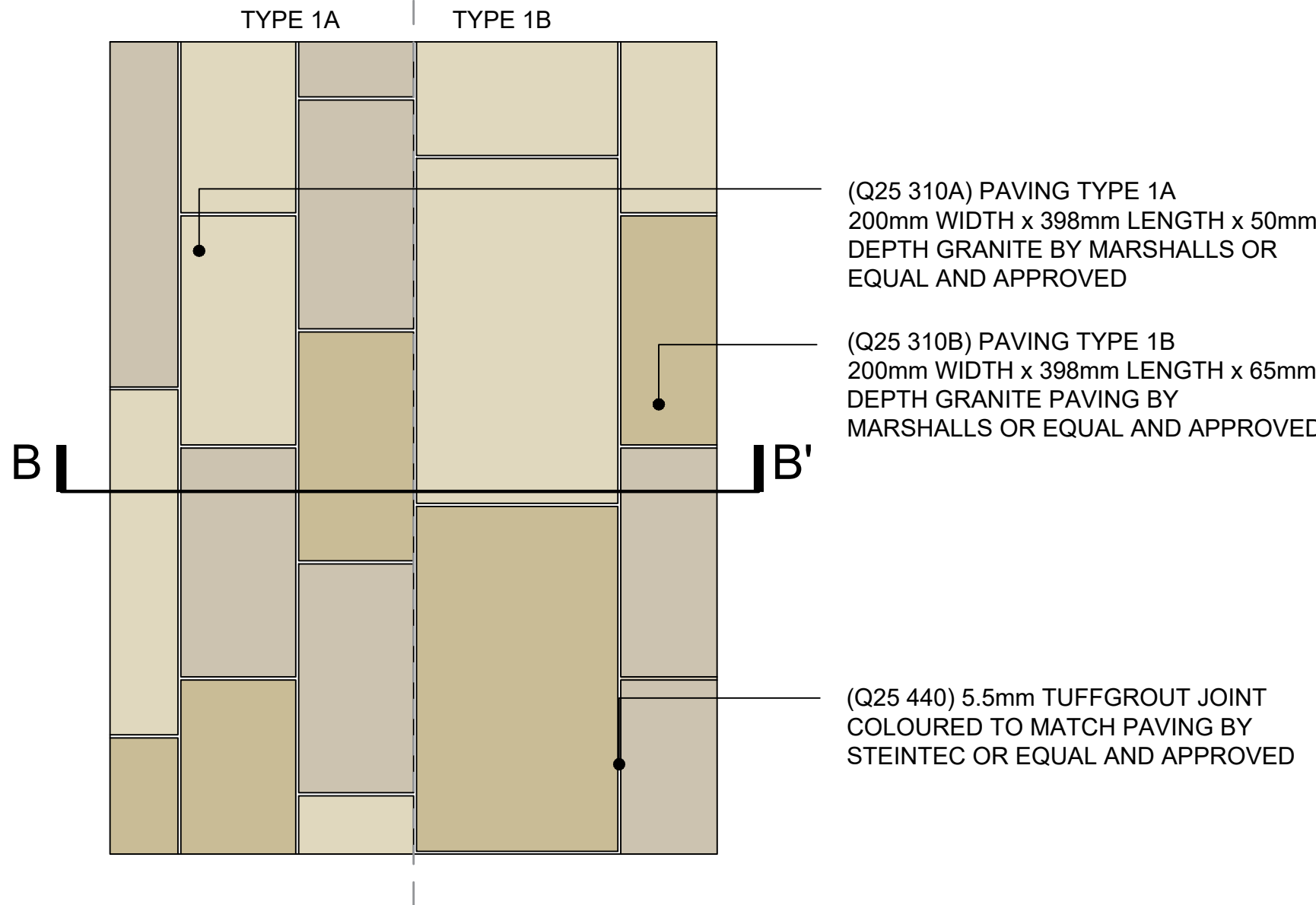
TOWN667(04)6005

REV

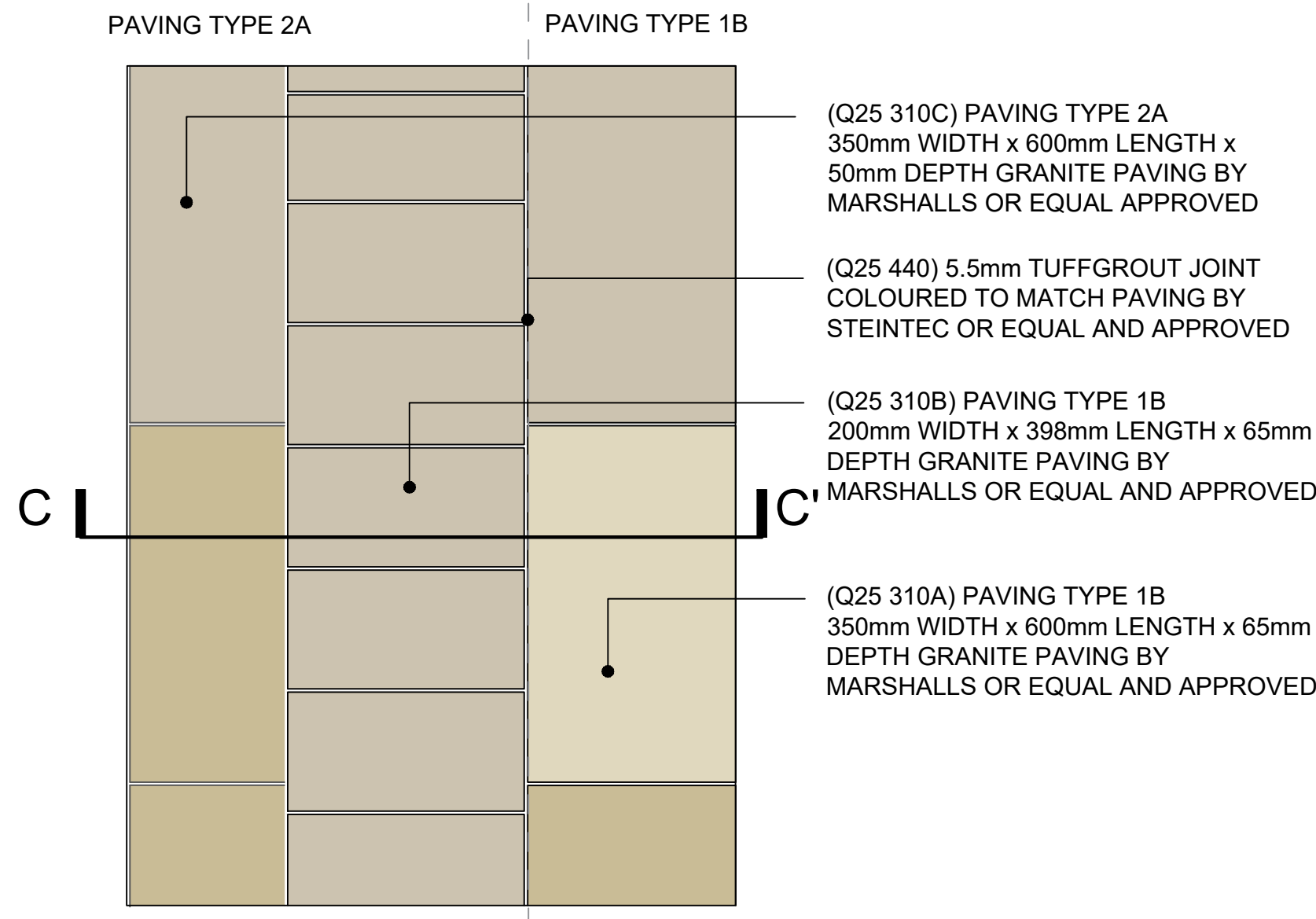
01



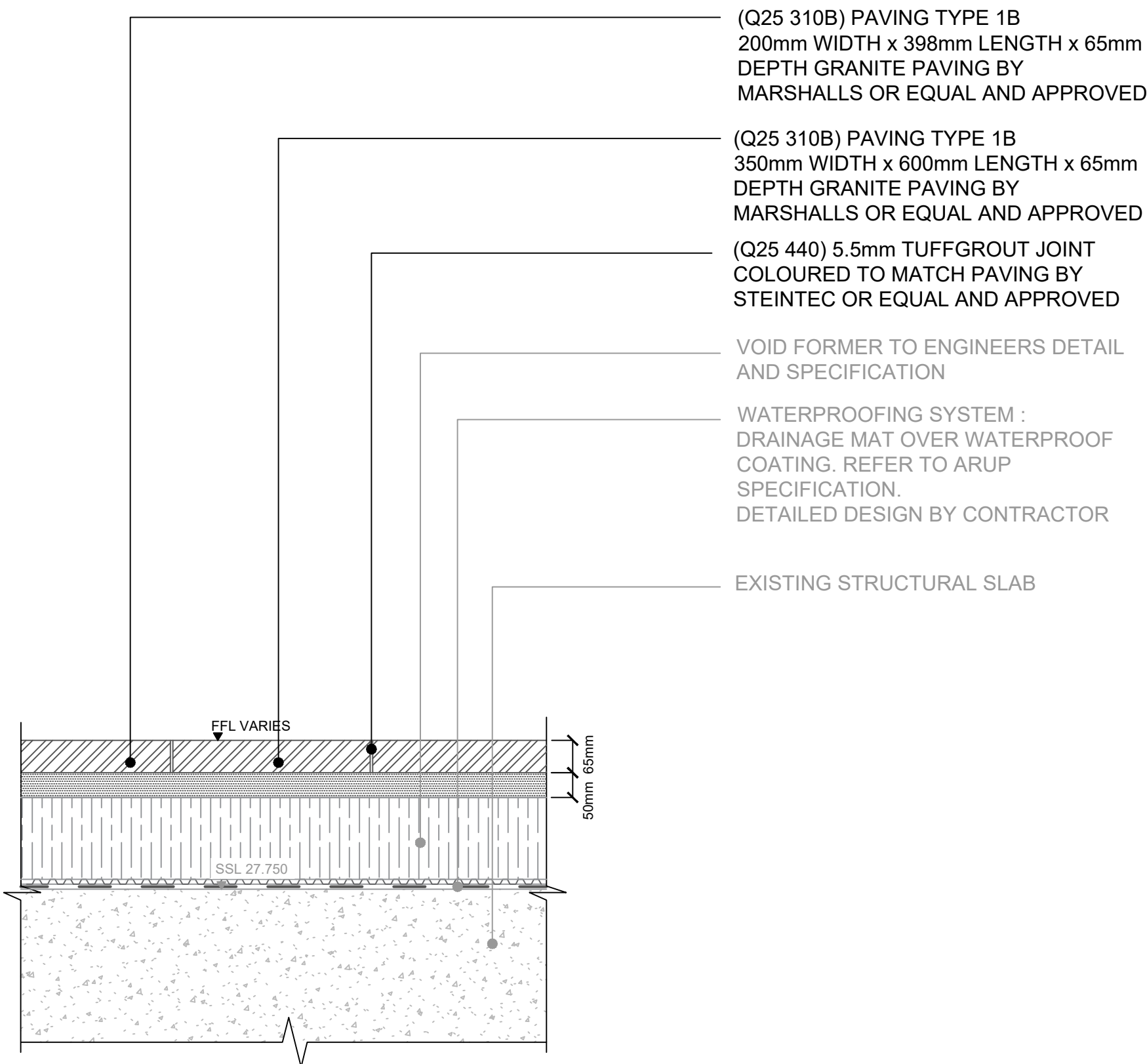
DETAIL 1.10A
TYPE 1B PAVING INTERFACE
SCALE 1:10



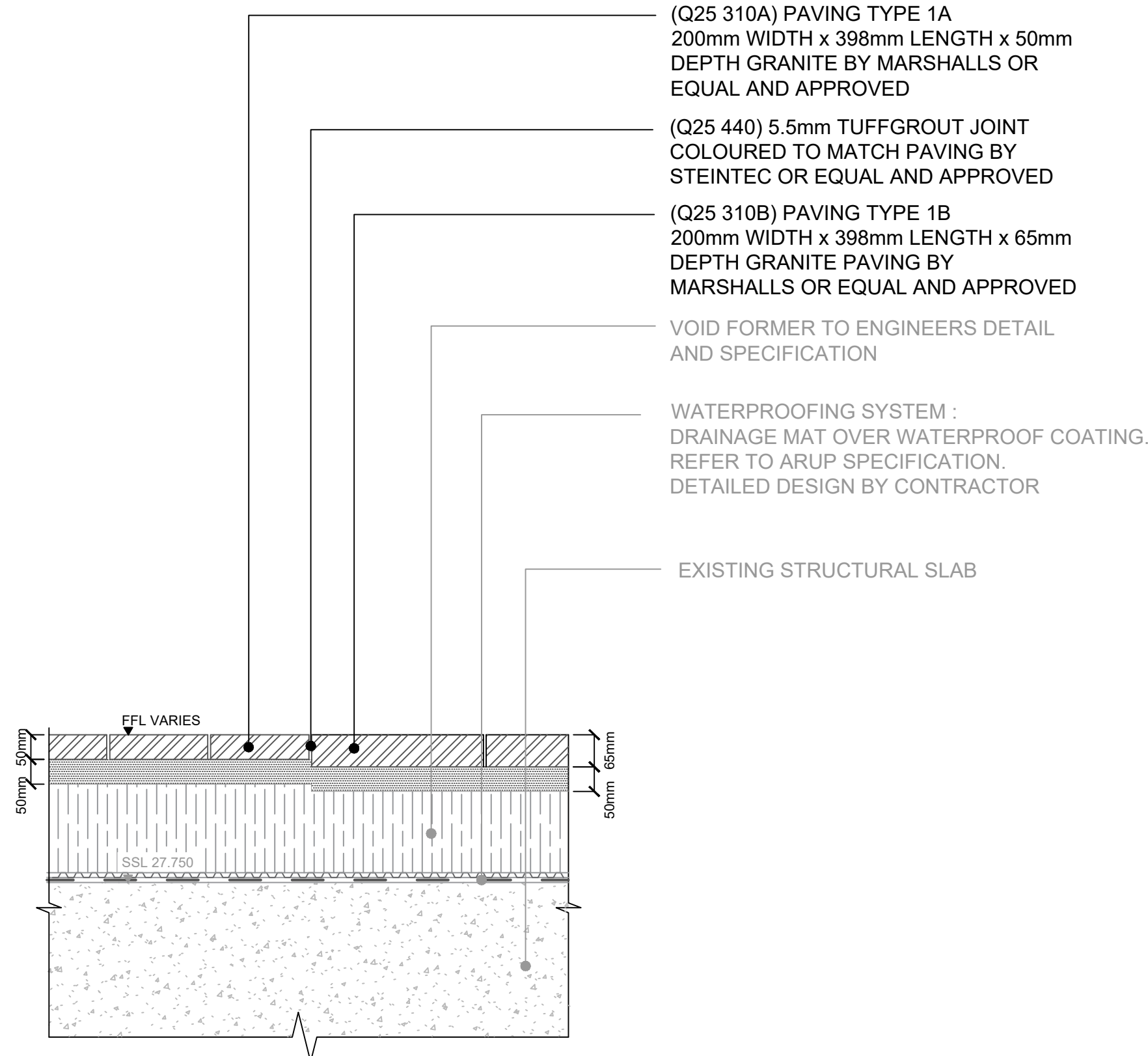
DETAIL 1.10B
PAVING TYPE 1A AND TYPE 1B INTERFACE
SCALE 1:10



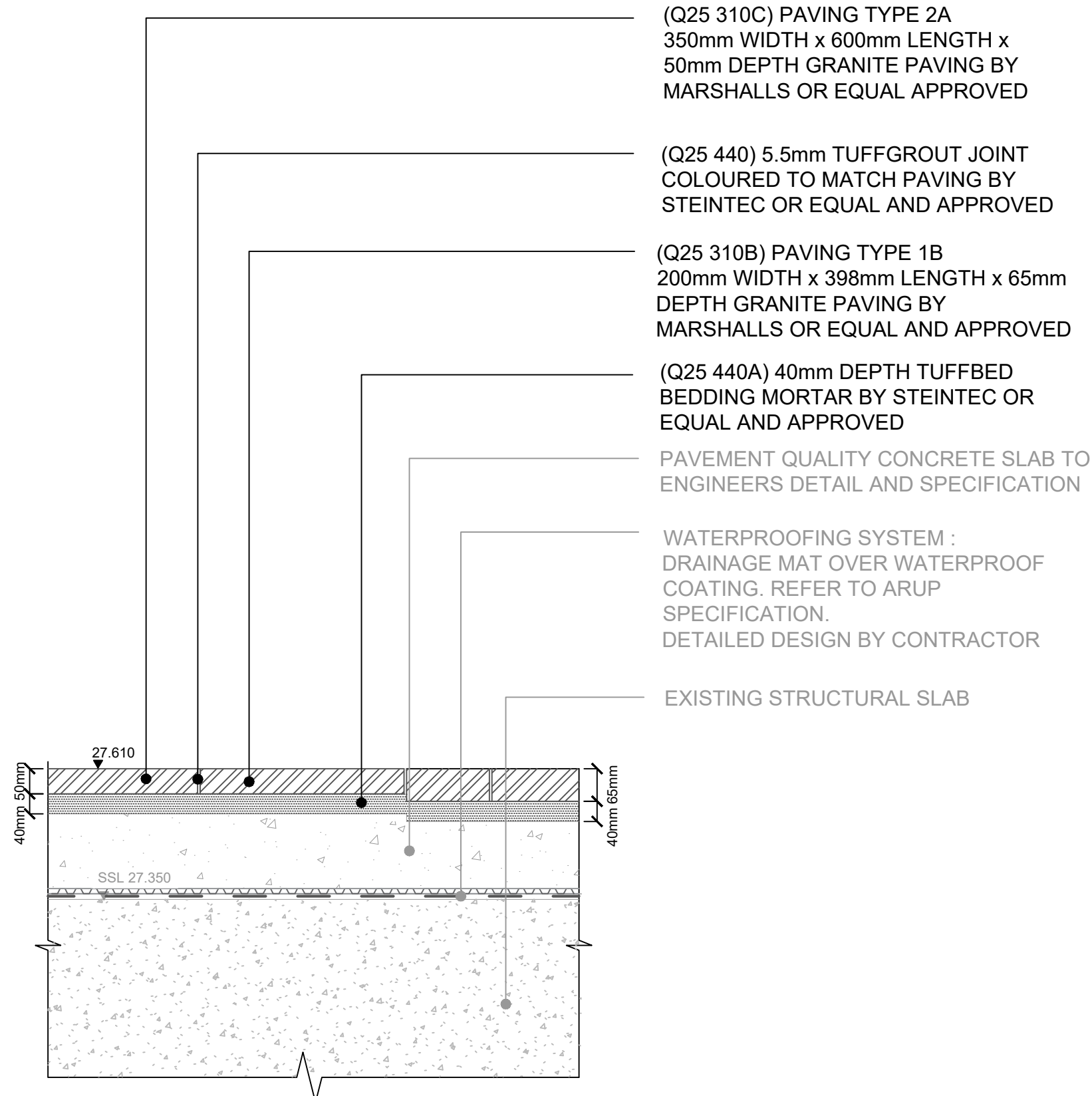
DETAIL 1.10C
PAVING TYPE 2A AND TYPE 1B INTERFACE
SCALE 1:10



SECTION A-A'
SCALE 1:10



SECTION B-B'
PAVING TYPE 1A AND TYPE 1B INTERFACE
SCALE 1:10



SECTION C-C'
PAVING TYPE 2A AND TYPE 1B INTERFACE
SCALE 1:10

GENERAL NOTES

1. DO NOT SCALE DRAWING.
2. ALL SETTING OUT, LEVELS AND DIMENSIONS TO BE AGREED ON SITE.
3. THE DIMENSIONS OF ALL MATERIALS MUST BE CHECKED ON SITE BEFORE BEING LAID OUT.
4. THIS DRAWING MUST BE READ WITH THE RELEVANT SPECIFICATION CLAUSES AND DETAIL DRAWINGS.
5. ORDER OF CONSTRUCTION AND SETTING OUT TO BE AGREED ON SITE.

HEALTH AND SAFETY INFORMATION

REFER TO HEALTH AND SAFETY FILE.

Rev	Description	Date
00	First Issue	20.06.19
01	STAGE 4 TENDER ISSUE	28.06.19

CLIENT

British Land
45 Seymour Street, London W1H 7LX
Telephone: 020 7486 4466 Fax: 020 7935 5552
E-Mail info@britishland.com

CONSULTANT

TOWNSHEND
LANDSCAPEARCHITECTS

Northumberland House 303-306 High Holborn | London WC1V 7JZ
E-mail: tia@townshendia.com
Telephone: 020 7729 9333

PROJECT

REGENTS PLACE - 1 TRITON

TITLE

Detail 1.10 Paving Interface Details - Sheet 1 of 3

PROJECT NUMBER

667

SCALE (@ A1)

1:10

DATE

JUN 2019

DRAWN BY FL

CHECKED BY SP

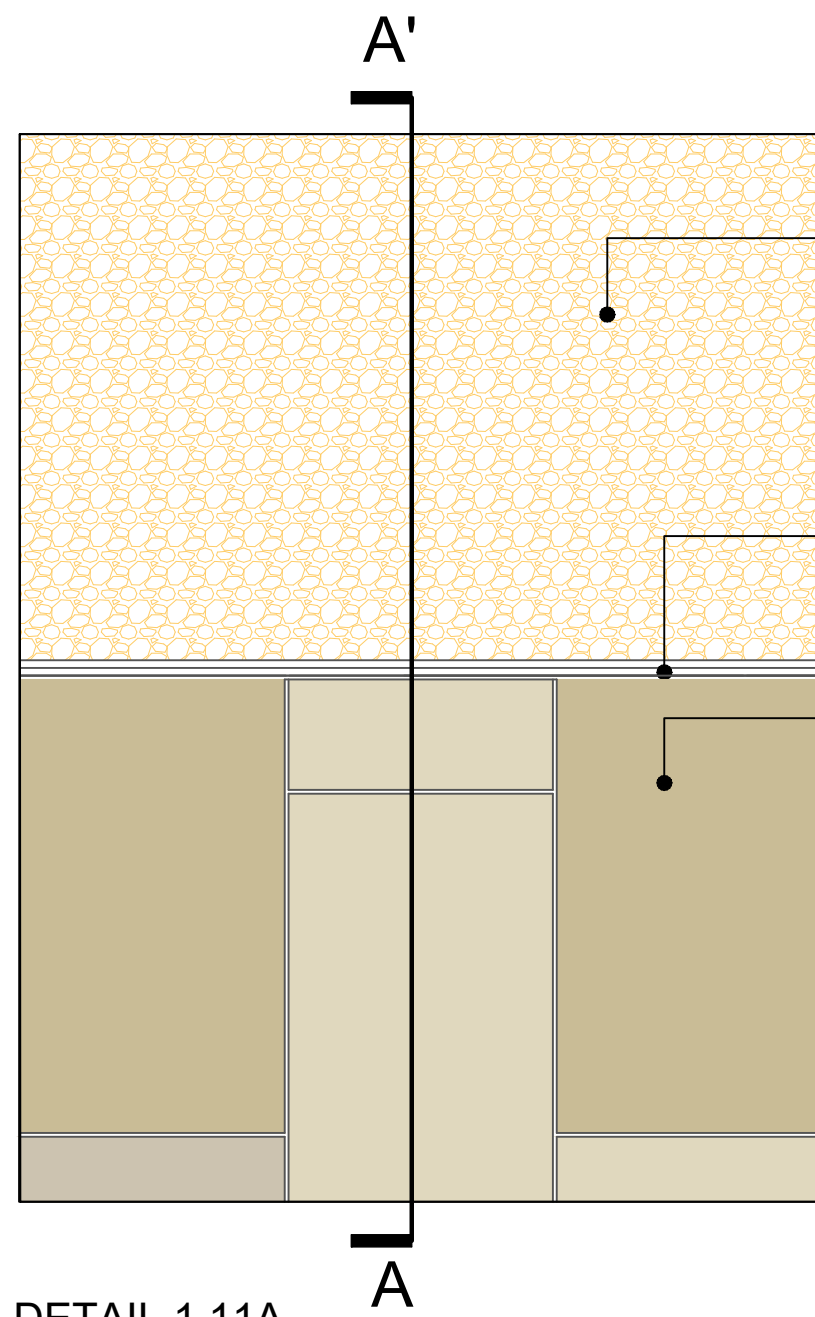
STAGE 4 - TENDER ISSUE

DRAWING NUMBER

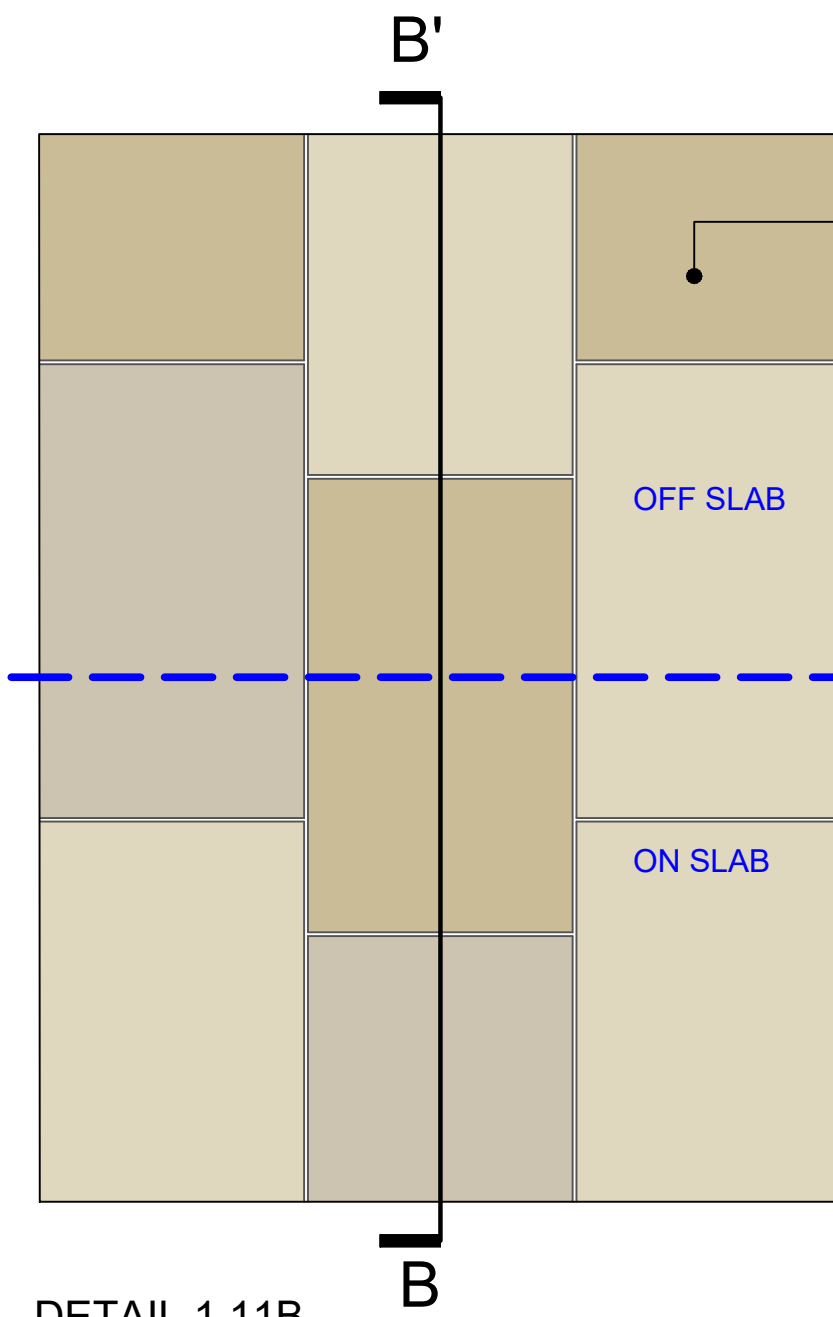
TOWN667(04)6010

REV

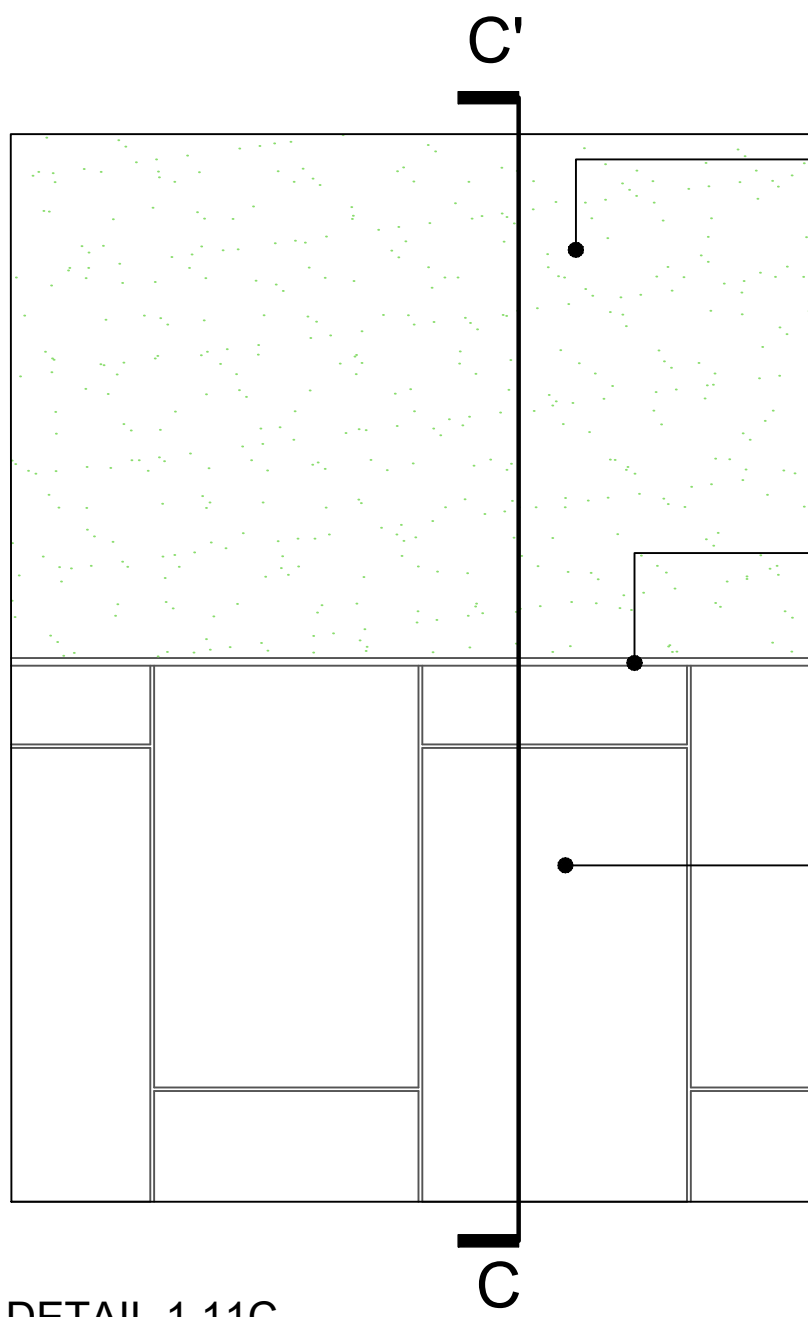
01



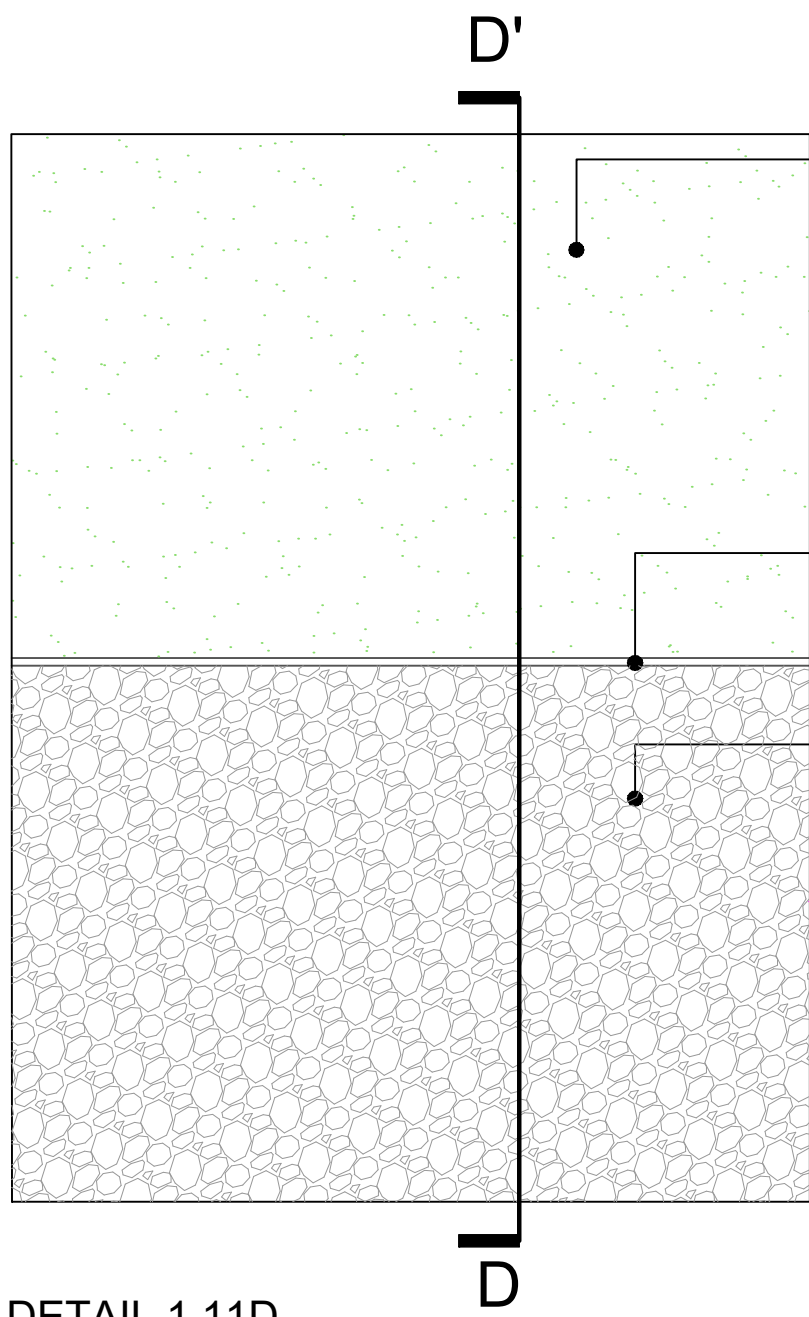
DETAIL 1.11A
TYPE 2A PAVING AND RESIN BOUND
SURFACE INTERFACE
SCALE 1:10



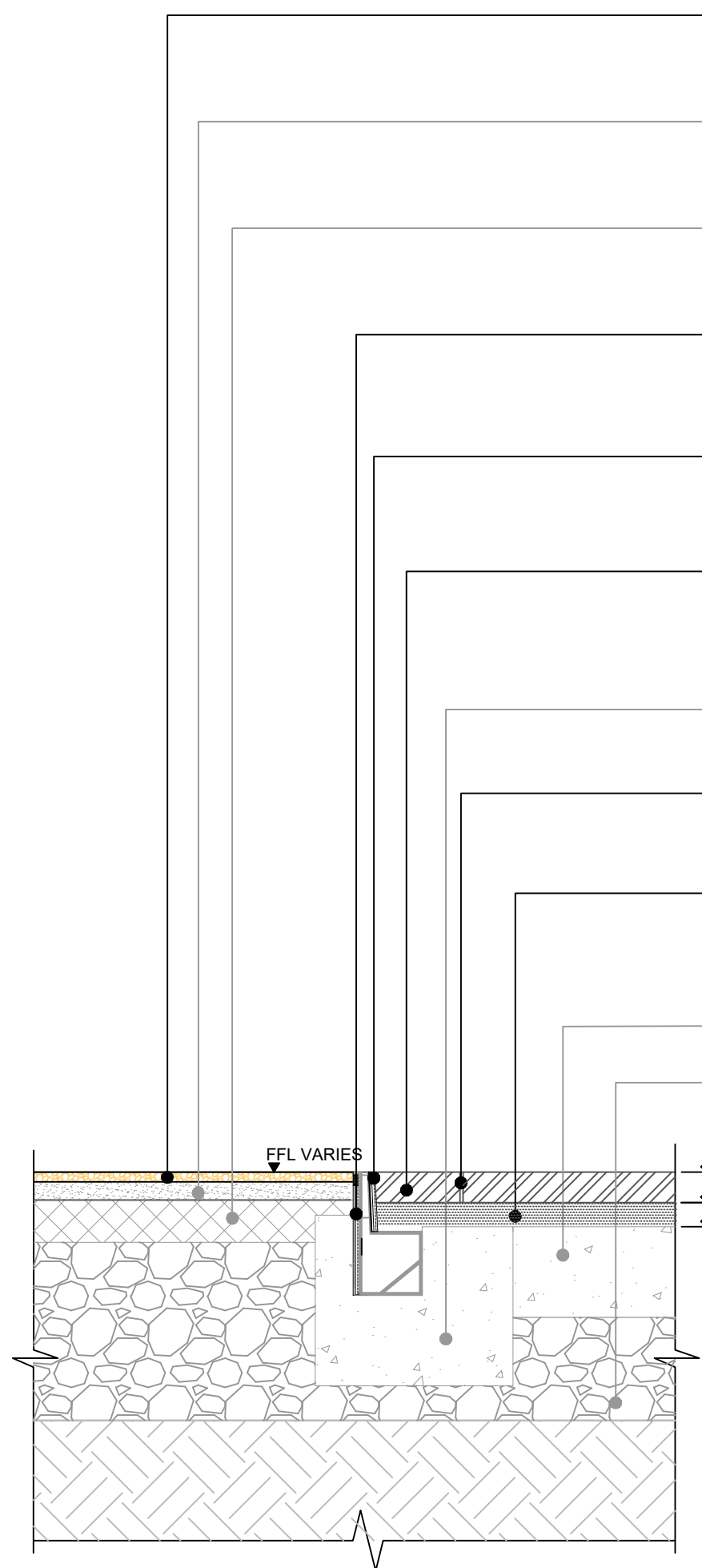
DETAIL 1.11B
TYPE 1A PAVING
ON SLAB AND OFF SLAB INTERFACE
SCALE 1:10



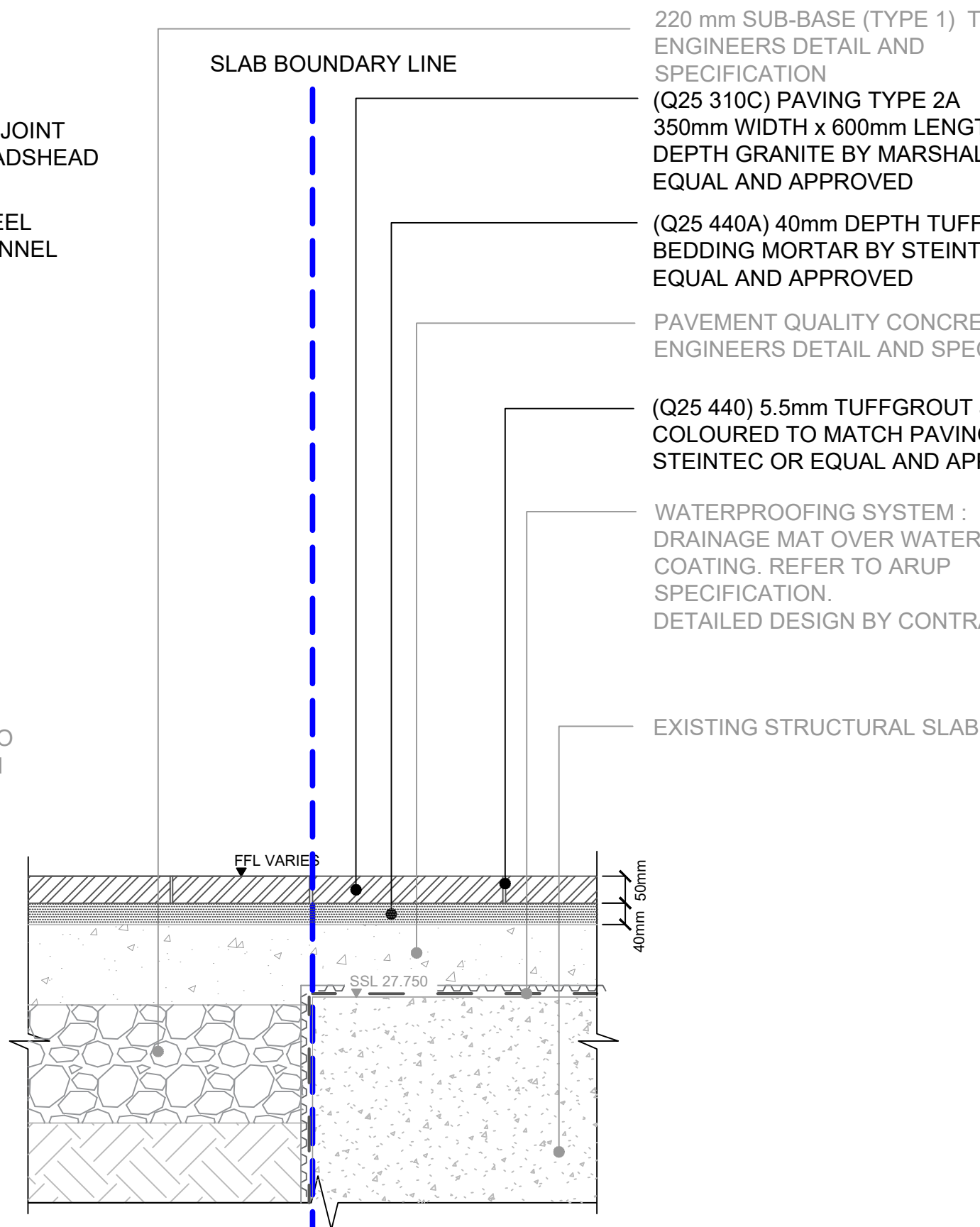
DETAIL 1.11C
LAWN AND TYPE 2A PAVING
OFF SLAB INTERFACE
SCALE 1:10



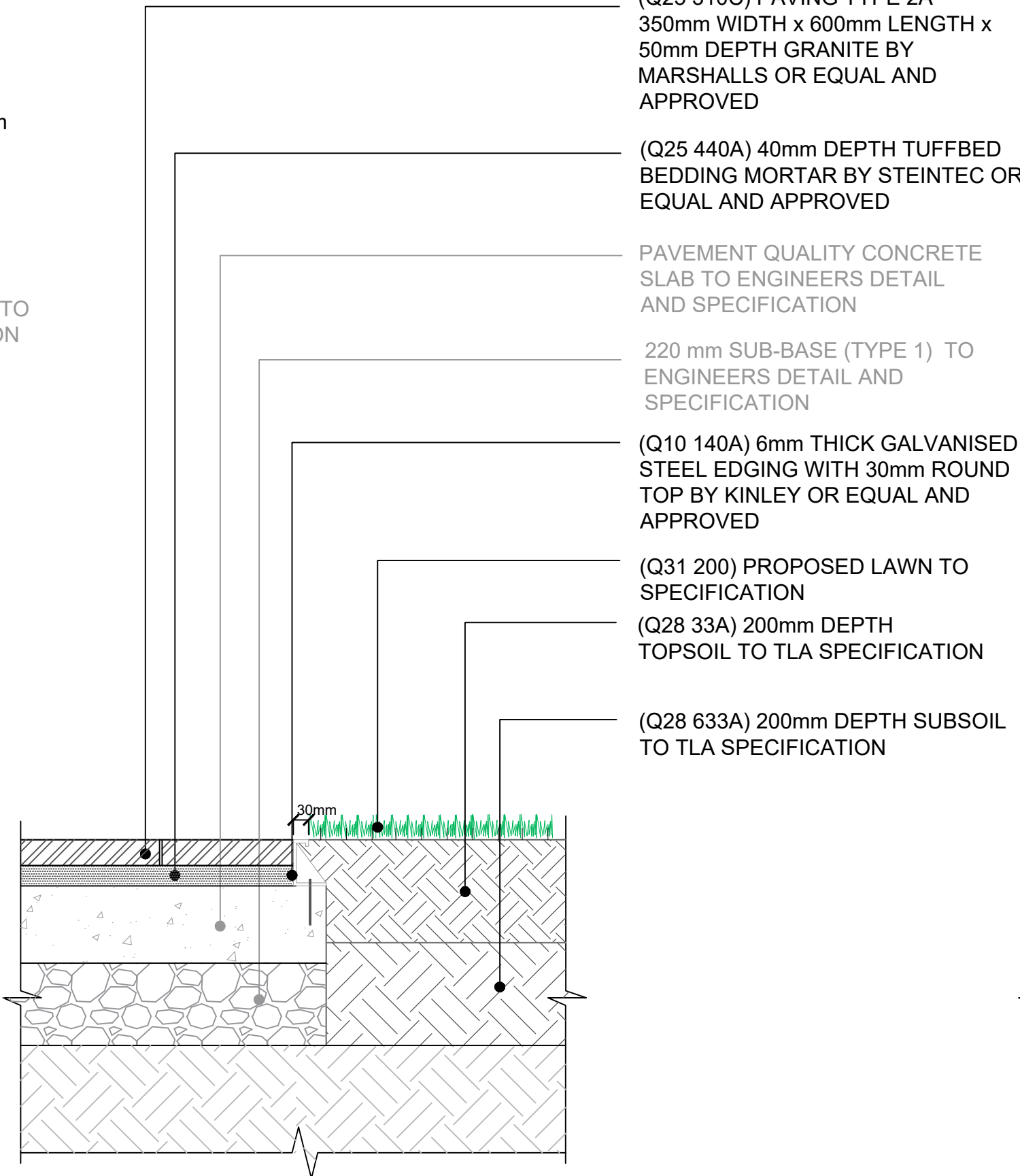
DETAIL 1.11D
LAWN AND RUBBER SURFACE
OFF SLAB INTERFACE
SCALE 1:10



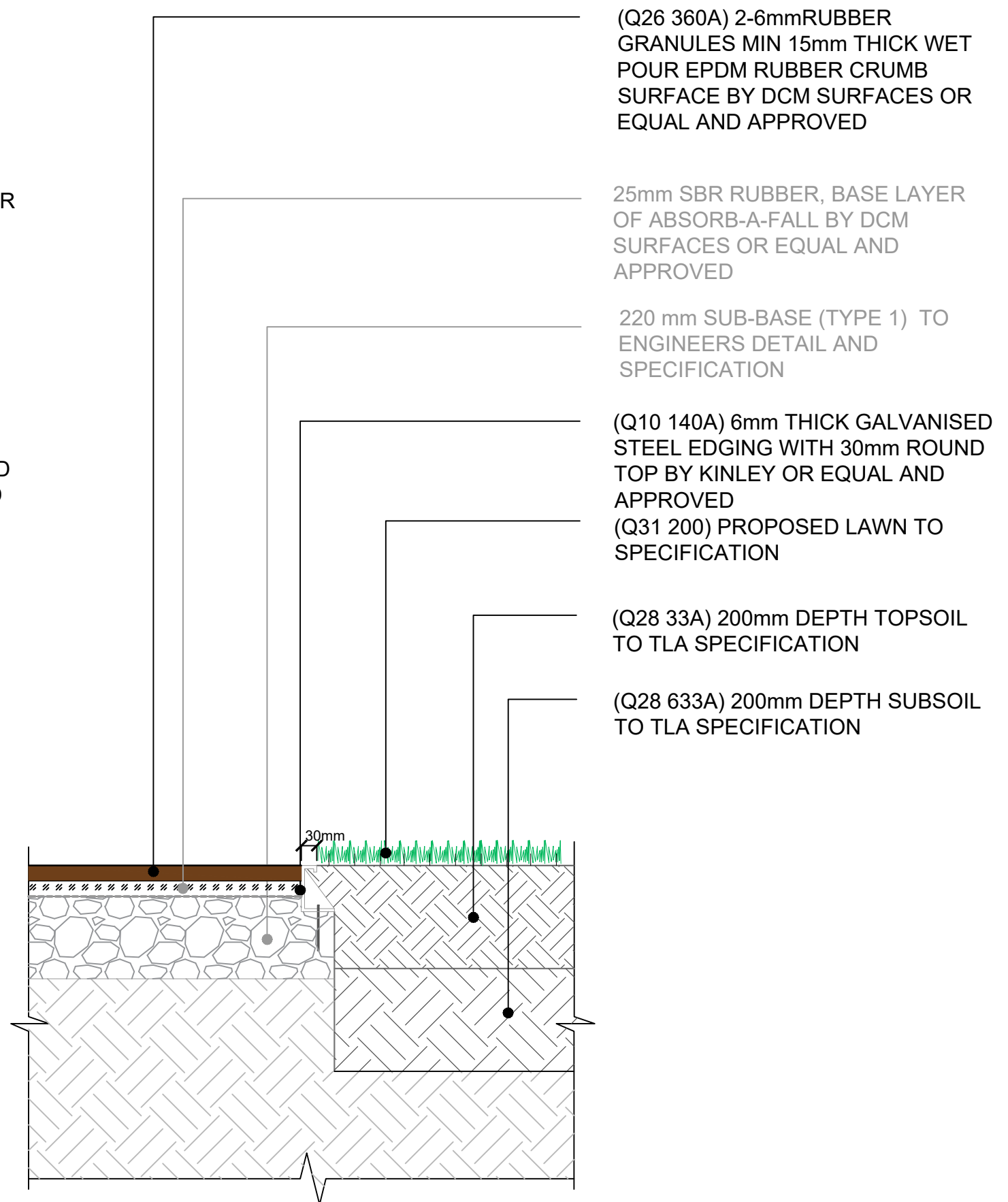
SECTION A-A'
TYPE 2A PAVING AND RESIN BOUND
SURFACE INTERFACE
SCALE 1:10



SECTION B-B'
TYPE 1A PAVING
ON SLAB AND OFF SLAB INTERFACE
SCALE 1:10



SECTION C-C'
LAWN AND TYPE 2A PAVING
OFF SLAB INTERFACE
SCALE 1:10



SECTION D-D'
LAWN AND RUBBER SURFACE
OFF SLAB INTERFACE
SCALE 1:10

GENERAL NOTES

1. DO NOT SCALE DRAWING.
2. ALL SETTING OUT, LEVELS AND DIMENSIONS TO BE AGREED ON SITE.
3. THE DIMENSIONS OF ALL MATERIALS MUST BE CHECKED ON SITE BEFORE BEING LAID OUT.
4. THIS DRAWING MUST BE READ WITH THE RELEVANT SPECIFICATION CLAUSES AND DETAIL DRAWINGS.
5. ORDER OF CONSTRUCTION AND SETTING OUT TO BE AGREED ON SITE.

HEALTH AND SAFETY INFORMATION

REFER TO HEALTH AND SAFETY FILE.

Rev	Description	Date
00	First Issue	20.06.19
01	STAGE 4 TENDER ISSUE	28.06.19

CLIENT

British Land
45 Seymour Street, London W1H 7LX
Telephone: 020 7486 4466 Fax: 020 7935 5552
E-Mail: info@britishland.com

CONSULTANT

TOWNSHEND
LANDSCAPE ARCHITECTS

Northumberland House 303-306 High Holborn | London WC1V 7JZ
E-mail: tia@townshendia.com
Telephone: 020 7729 9333

PROJECT

REGENTS PLACE - 1 TRITON

TITLE

Detail 1.11 Paving Interface Details - Sheet 2 of 3

PROJECT NUMBER

667

SCALE (@ A1)

1:10

DATE

JUNE 2019

DRAWN BY

FL

CHECKED BY

SP

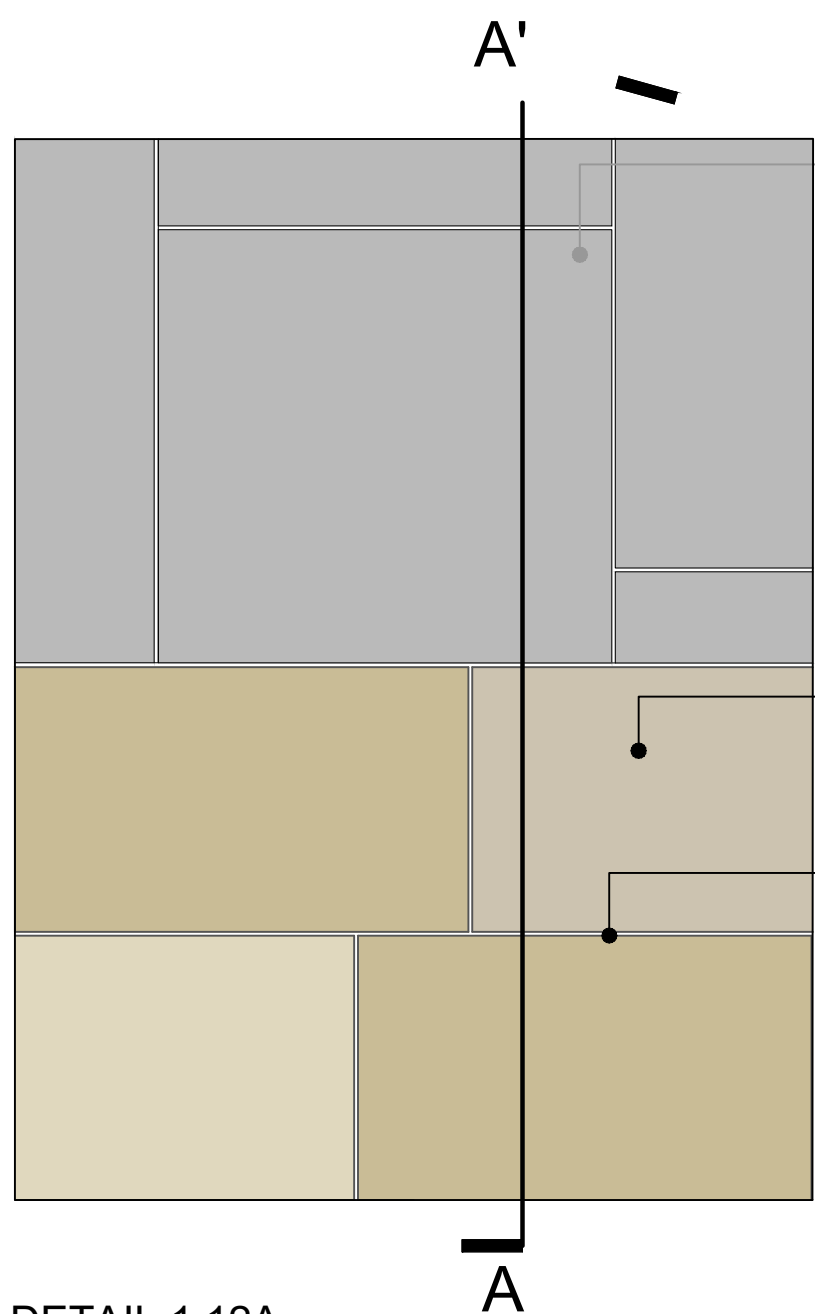
DRAWING NUMBER

TOWN667(04)6011

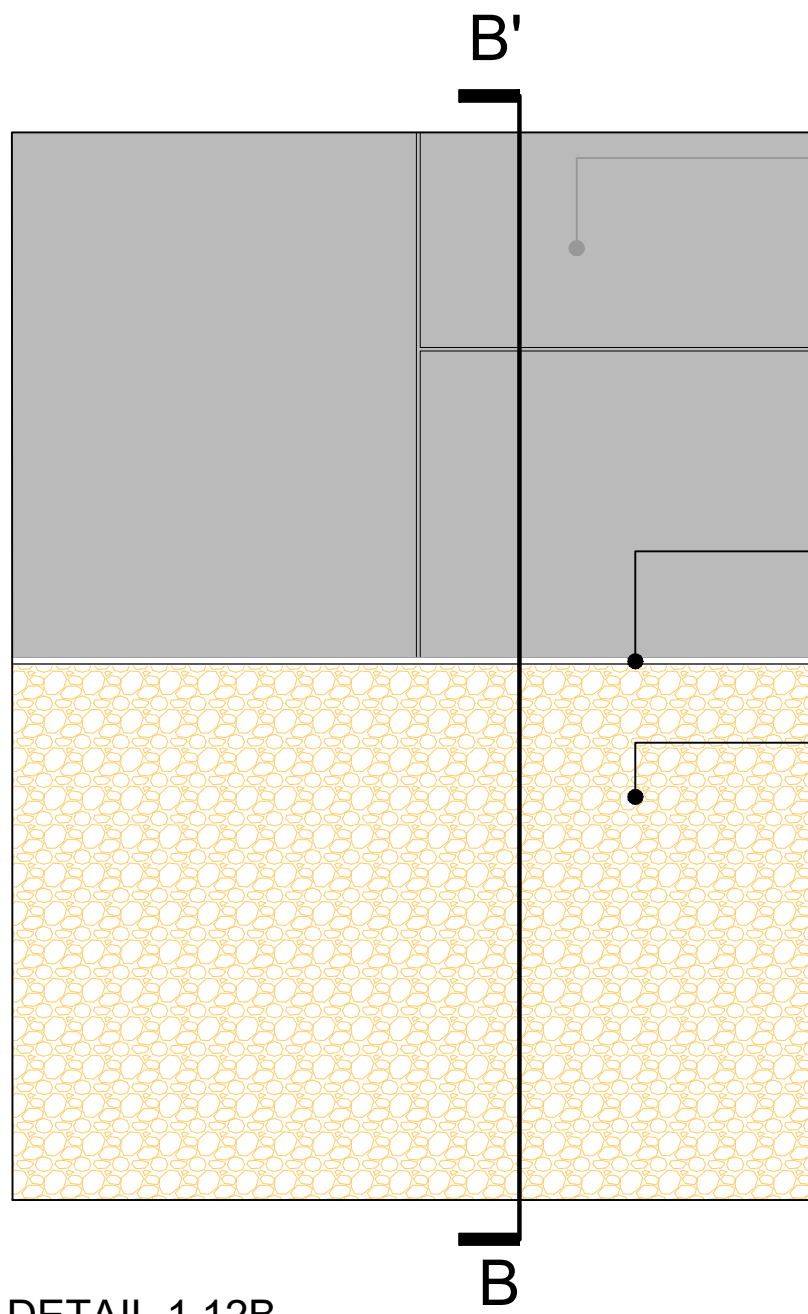
REV

01

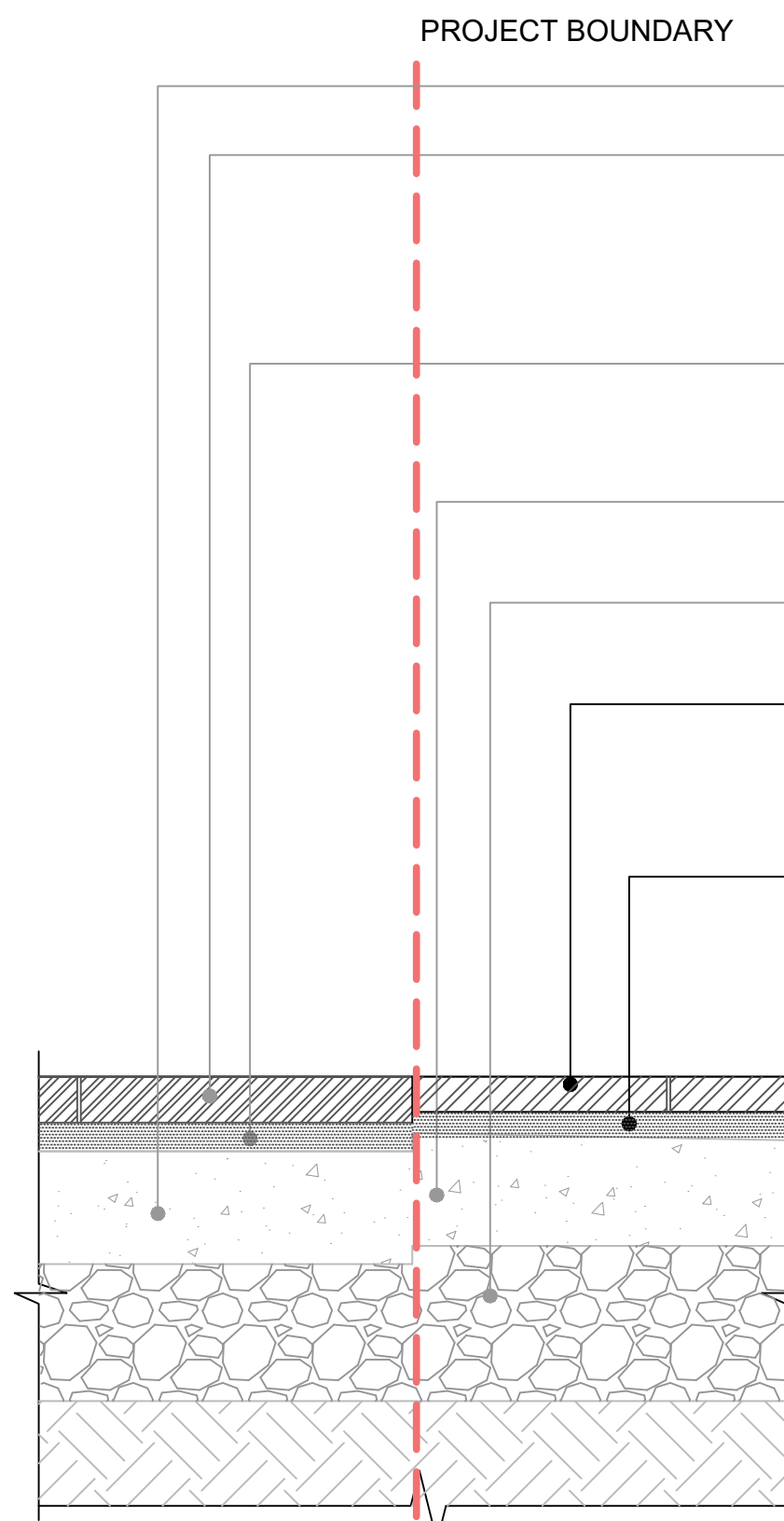
STAGE 4 - TENDER ISSUE



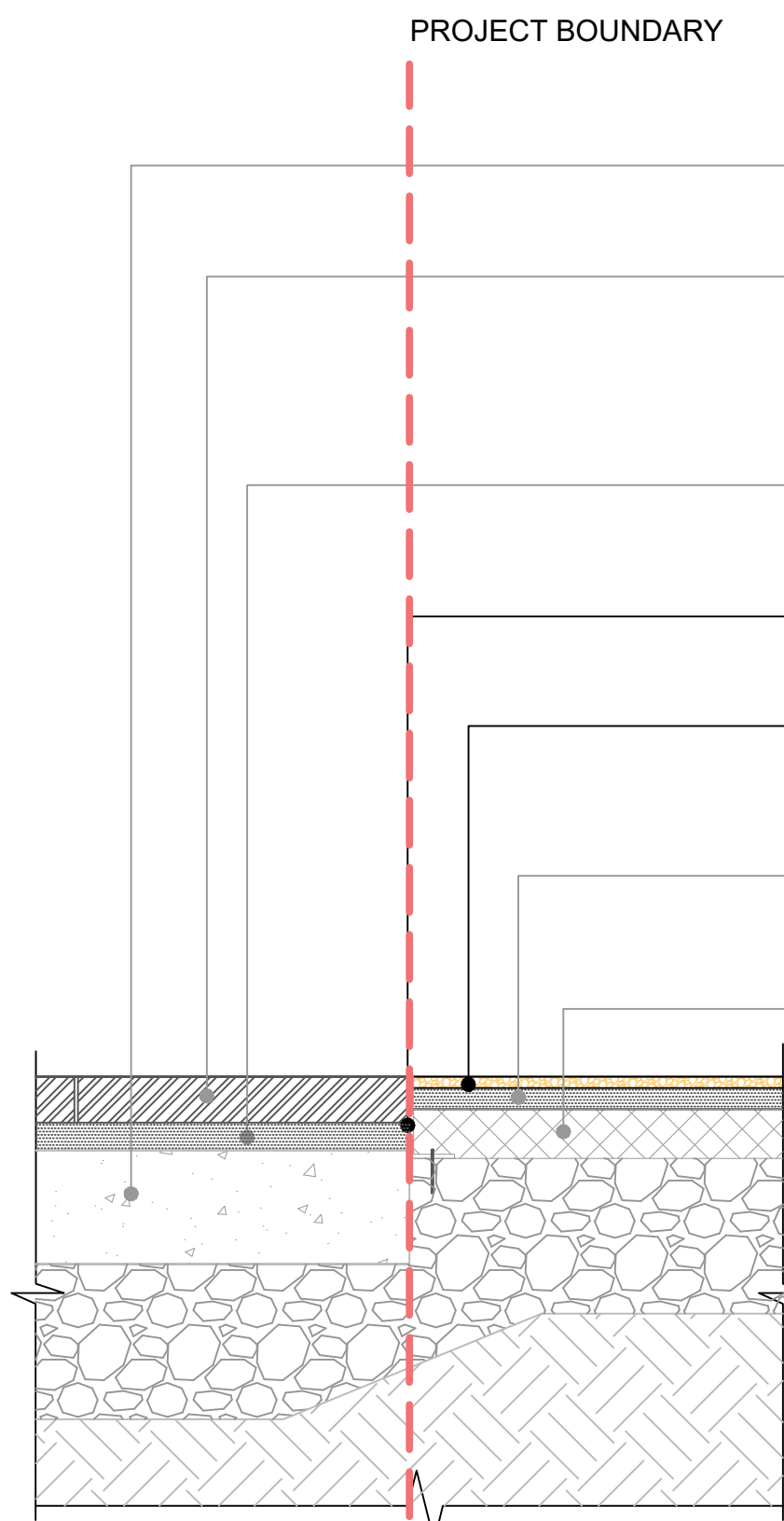
DETAIL 1.12A
TYPE 1A PAVING AND YORKSTONE PAVING ON
HIGHWAY INTERFACE
SCALE 1:10



DETAIL 1.12B
RESIN BOUND SURFACE AND YORKSTONE PAVING
ON HIGHWAY INTERFACE
SCALE 1:10



SECTION A-A'
SCALE 1:10



SECTION B-B'
SCALE 1:10

GENERAL NOTES

1. DO NOT SCALE DRAWING.
2. ALL SETTING OUT, LEVELS AND DIMENSIONS TO BE AGREED ON SITE.
3. THE DIMENSIONS OF ALL MATERIALS MUST BE CHECKED ON SITE BEFORE BEING LAID OUT.
4. THIS DRAWING MUST BE READ WITH THE RELEVANT SPECIFICATION CLAUSES AND DETAIL DRAWINGS.
5. ORDER OF CONSTRUCTION AND SETTING OUT TO BE AGREED ON SITE.

HEALTH AND SAFETY INFORMATION

REFER TO HEALTH AND SAFETY FILE.

Rev	Description	Date
00	First Issue	20.06.19
01	STAGE 4 TENDER ISSUE	28.06.19

CLIENT

British Land
45 Seymour Street, London W1H 7LX
Telephone: 020 7486 4466 Fax: 020 7935 5552
E-Mail: info@britishland.com

CONSULTANT

TOWNSHEND
LANDSCAPE ARCHITECTS

Northumberland House 303-306 High Holborn | London WC1V 7JZ
E-mail: tia@townshendia.com
Telephone: 020 7729 9333

PROJECT

REGENTS PLACE - 1 TRITON

PROJECT NUMBER

667

DATE

JUNE 2019

TITLE

Detail 1.12 Paving Interface Details - Sheet 3 of 3

SCALE (@ A1)

1:10

DRAWN BY

FL

CHECKED BY

SP


DRAWING NUMBER

TOWN667(04)6012

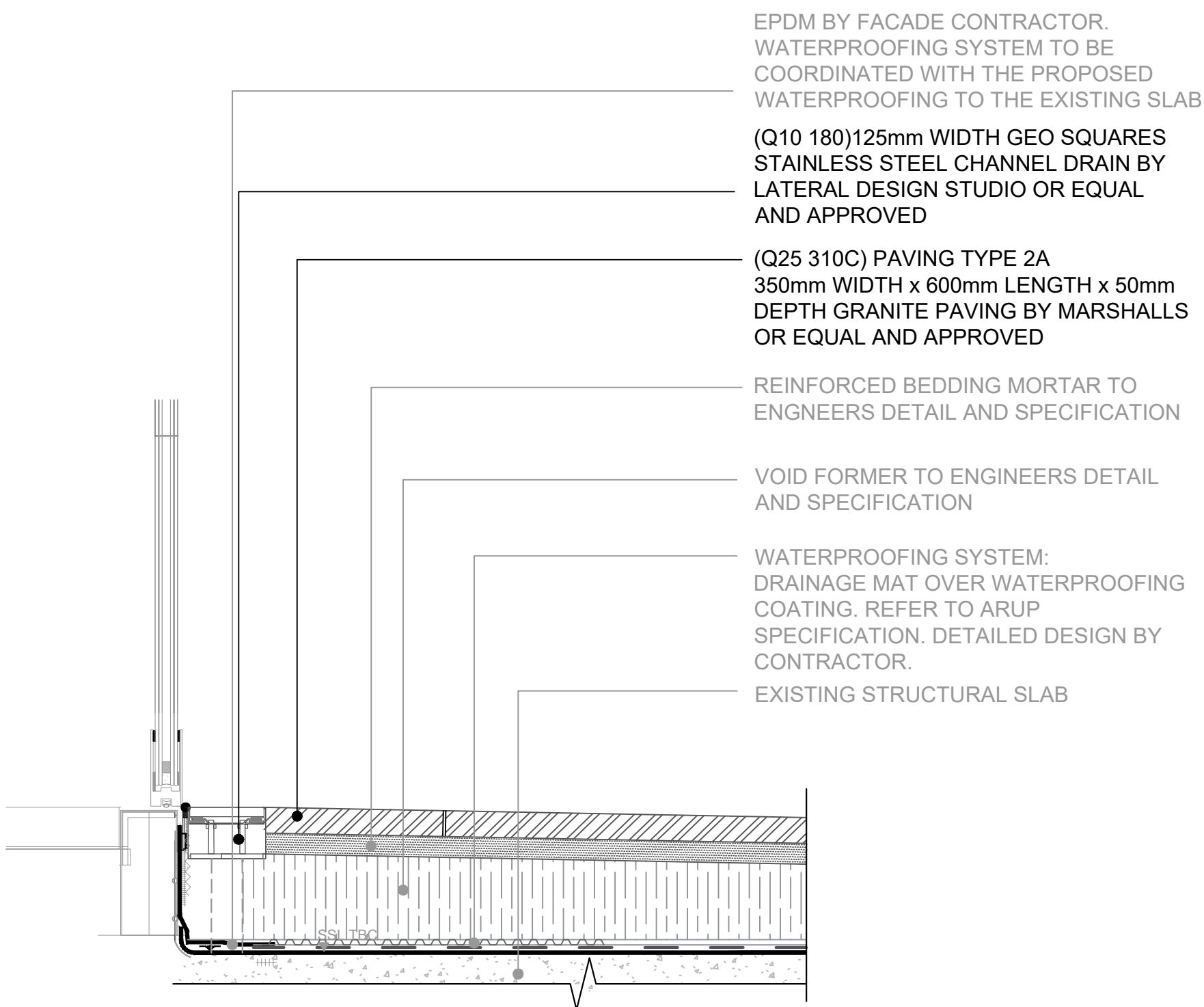
REV

01

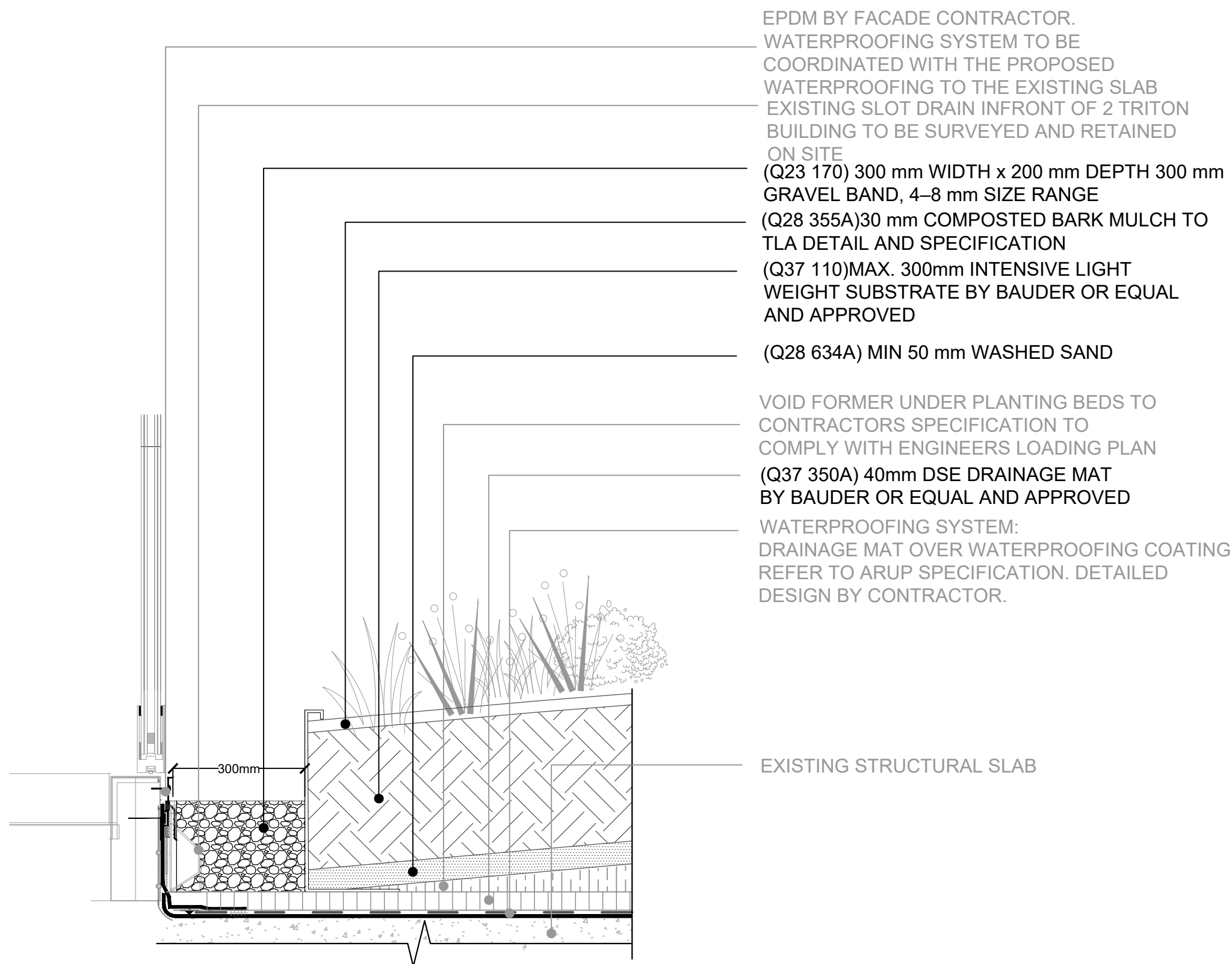
STAGE 4 - TENDER ISSUE



DETAIL 2.00A
GLASS FACADE (2 TRITON) PAVING INTERFACE
SCALE 1:10



DETAIL 2.00B
BUILDING ENTRANCE (2 TRITON) PAVING INTERFACE
SCALE 1:10



DETAIL 2.00C
GLASS FACADE (2 TRITON) - PLANTER INTERFACE
SCALE 1:10

NOTE:
CONTRACTOR TO PROVIDE SHOP DRAWINGS
FOR REVIEW AND COMMENT PRIOR TO
FABRICATION

NOTE:
ALL 1 TS FACADE AND EPDM DETAILS BY BASE
BUILD CONTRACTOR. LANDSCAPE CONTRACTOR
TO COORDINATE DETAILED INTERFACE WITH
FACADE.

GENERAL NOTES

1. DO NOT SCALE DRAWING.
2. ALL SETTING OUT, LEVELS AND DIMENSIONS TO BE AGREED ON SITE.
3. THE DIMENSIONS OF ALL MATERIALS MUST BE CHECKED ON SITE BEFORE BEING LAID OUT.
4. THIS DRAWING MUST BE READ WITH THE RELEVANT SPECIFICATION CLAUSES AND DETAIL DRAWINGS.
5. ORDER OF CONSTRUCTION AND SETTING OUT TO BE AGREED ON SITE.

HEALTH AND SAFETY INFORMATION

REFER TO HEALTH AND SAFETY FILE.

Rev	Description	Date
00	First Issue	20.06.19
01	STAGE 4 TENDER ISSUE	28.06.19

CLIENT

British Land
45 Seymour Street, London W1H 7LX
Telephone: 020 7486 4466 Fax: 020 7935 5552
E-Mail: info@britishland.com

CONSULTANT

TOWNSHEND
LANDSCAPE ARCHITECTS

Northumberland House 303-306 High Holborn | London WC1V 7JZ
E-mail: tia@townshendia.com
Telephone: 020 7729 9333

PROJECT

REGENTS PLACE - 1 TRITON

PROJECT NUMBER

667

DATE

JUNE 2019

STAGE 4 - TENDER ISSUE

TITLE

DETAIL 2.00 BUILDING INTERFACE - SHEET 1

SCALE (@ A1)

1:10

DRAWN BY

FL

CHECKED BY

SP


DRAWING NUMBER

TOWN667(04)6200

REV


01

1TS BUILDING




DETAIL 2.01A
1 TS BUILDING - SHOP FRONTS - PAVING/DOOR INTERFACE
SCALE 1:10

1TS BUILDING



DETAIL 2.01B
1 TS BUILDING - GLASS INTERFACE WITH PAVING
SCALE 1:10

1TS BUILDING



DETAIL 2.01C
1 TS BUILDING - EXISTING CLADDING INTERFACE
SCALE 1:10

NOTE:
CONTRACTOR TO PROVIDE SHOP DRAWINGS FOR REVIEW AND COMMENT PRIOR TO FABRICATION

NOTE:
ALL 1 TS FACADE AND EDPM DETAILS BY BASE BUILD CONTRACTOR. LANDSCAPE CONTRACTOR TO COORDINATE DETAILED INTERFACE WITH FACADE.

GENERAL NOTES

1. DO NOT SCALE DRAWING.
2. ALL SETTING OUT, LEVELS AND DIMENSIONS TO BE AGREED ON SITE.
3. THE DIMENSIONS OF ALL MATERIALS MUST BE CHECKED ON SITE BEFORE BEING LAID OUT.
4. THIS DRAWING MUST BE READ WITH THE RELEVANT SPECIFICATION CLAUSES AND DETAIL DRAWINGS.
5. ORDER OF CONSTRUCTION AND SETTING OUT TO BE AGREED ON SITE.

HEALTH AND SAFETY INFORMATION

REFER TO HEALTH AND SAFETY FILE.

Rev	Description	Date
00	First Issue	20.06.19
01	STAGE 4 TENDER ISSUE	28.06.19

CLIENT

British Land
45 Seymour Street, London W1H 7LX
Telephone: 020 7486 4466 Fax: 020 7935 5552
E-Mail: info@britishland.com

CONSULTANT

TOWNSHEND
LANDSCAPE ARCHITECTS

Northumberland House 303-306 High Holborn | London WC1V 7JZ
E-mail: tia@townshendia.com
Telephone: 020 7729 9333

PROJECT

REGENTS PLACE - 1 TRITON

PROJECT NUMBER

667

DATE

JUNE 2019

STAGE 4 - TENDER ISSUE

TITLE

DETAIL 2.01 BUILDING INTERFACE - SHEET 2

SCALE (@ A1)

1:10

DRAWN BY

FL

CHECKED BY

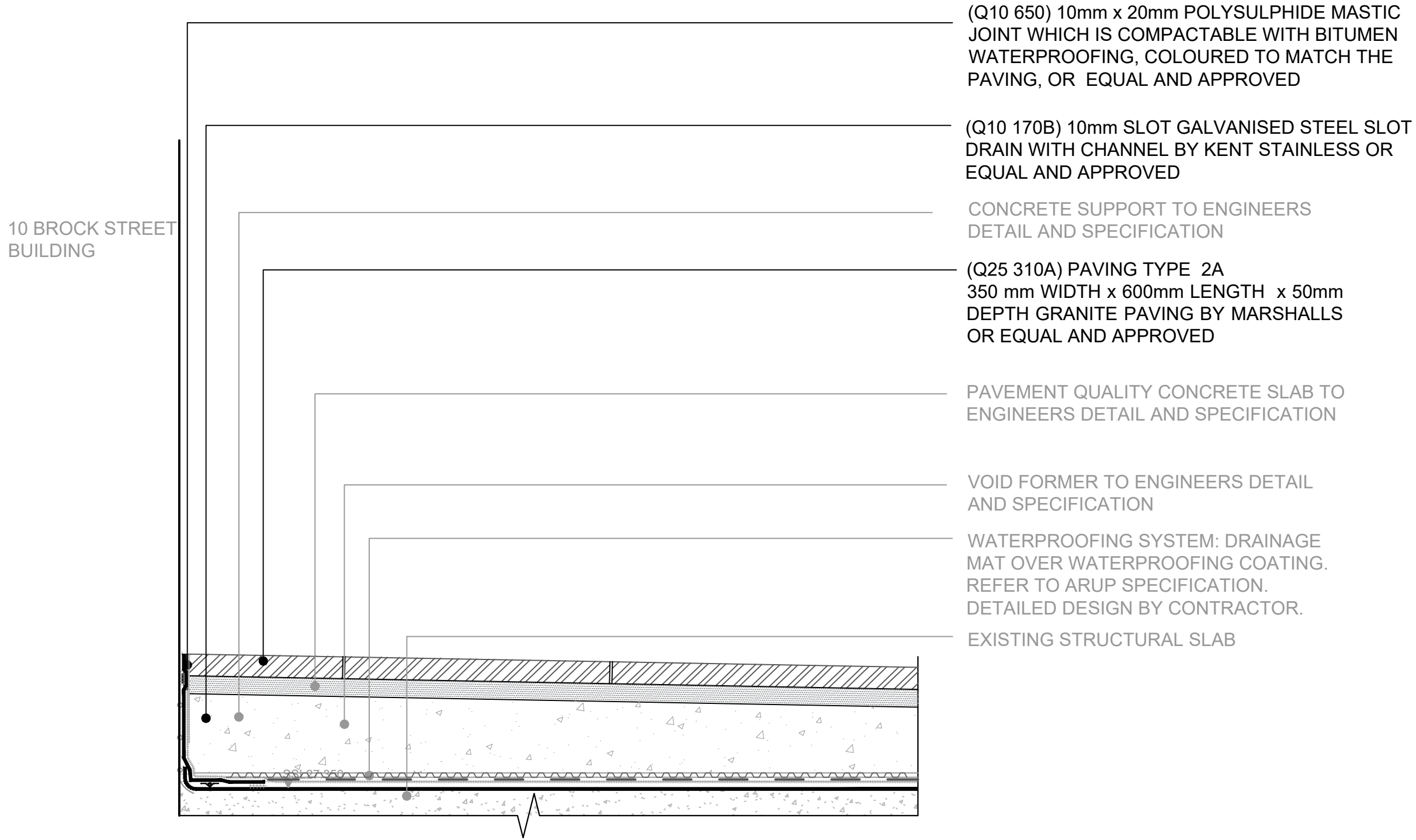
SP

DRAWING NUMBER


TOWN667(04)6201

REV

01



DETAIL 2.02A
10 BROCK STREET- ENTRANCE WITH PAVING TYPE 2A
INTERFACE
SCALE 1:10



DETAIL 2.01B
10 BROCK STREET- BUILDING FACADE WITH
PAVING TYPE 2A INTERFACE
SCALE 1:10

NOTE:
ALL 1 TS FACADE AND EDPM DETAILS BY BASE
BUILD CONTRACTOR. LANDSCAPE CONTRACTOR
TO COORDINATE DETAILED INTERFACE WITH
FACADE.

GENERAL NOTES

1. DO NOT SCALE DRAWING.
2. ALL SETTING OUT, LEVELS AND DIMENSIONS TO BE AGREED ON SITE.
3. THE DIMENSIONS OF ALL MATERIALS MUST BE CHECKED ON SITE BEFORE BEING LAID OUT.
4. THIS DRAWING MUST BE READ WITH THE RELEVANT SPECIFICATION CLAUSES AND DETAIL DRAWINGS.
5. ORDER OF CONSTRUCTION AND SETTING OUT TO BE AGREED ON SITE.

HEALTH AND SAFETY INFORMATION

REFER TO HEALTH AND SAFETY FILE.

Rev	Description	Date
00	First Issue	28.06.19

CLIENT

British Land
45 Seymour Street, London W1H 7LX
Telephone: 020 7486 4466 Fax: 020 7935 5552
E-Mail: info@britishland.com

CONSULTANT

TOWNSHEND
LANDSCAPE ARCHITECTS

Northumberland House 303-306 High Holborn | London WC1V 7JZ
E-mail: tia@townshendia.com
Telephone: 020 7729 9333

PROJECT

REGENTS PLACE - 1 TRITON

TITLE

DETAIL 2.02 BUILDING INTERFACE - SHEET 3

PROJECT NUMBER

667

SCALE (@ A1)

1:10

DATE

JUNE 2019

DRAWN BY

FL

CHECKED BY

SP

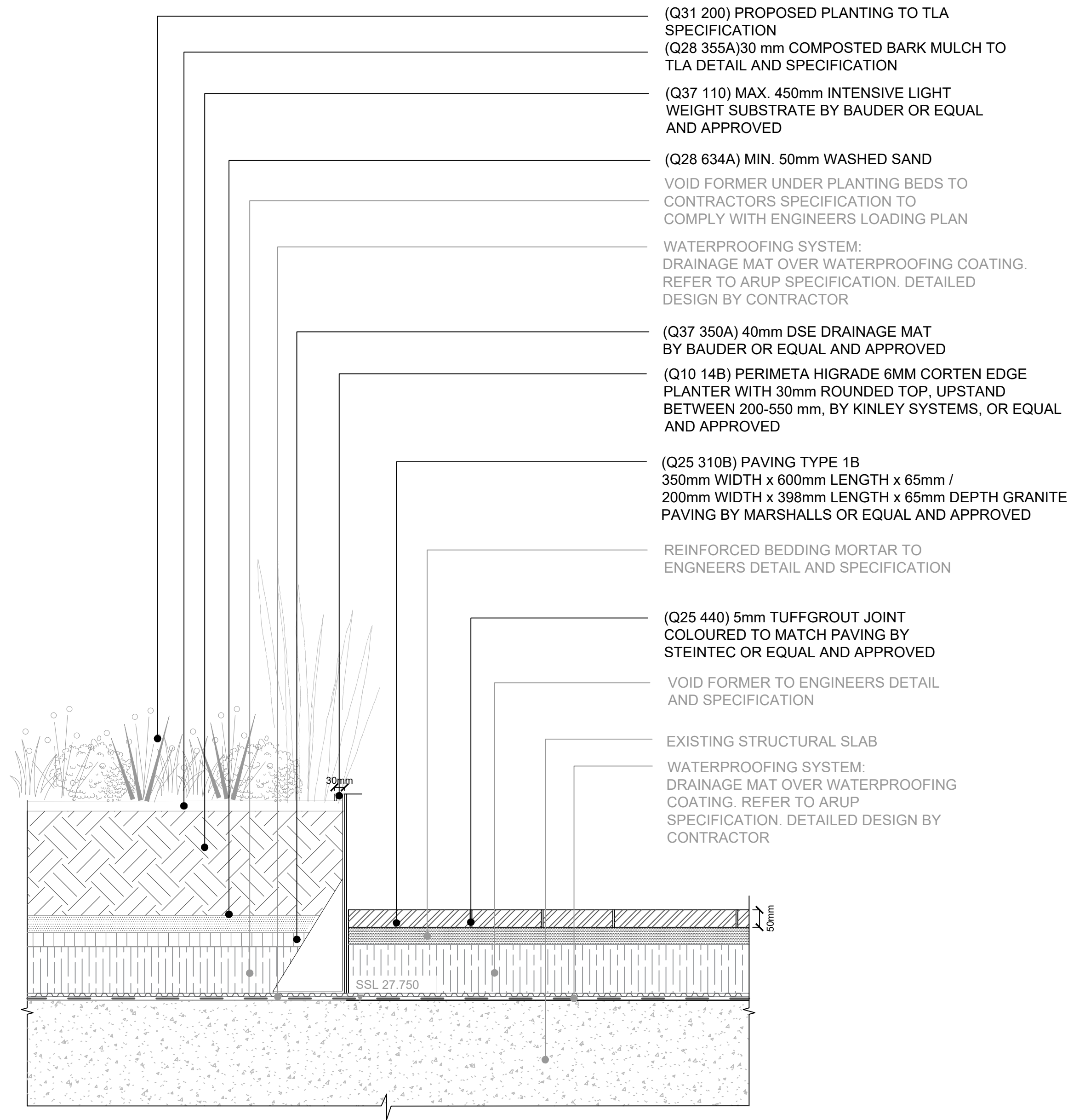
STAGE 4 - TENDER ISSUE

DRAWING NUMBER

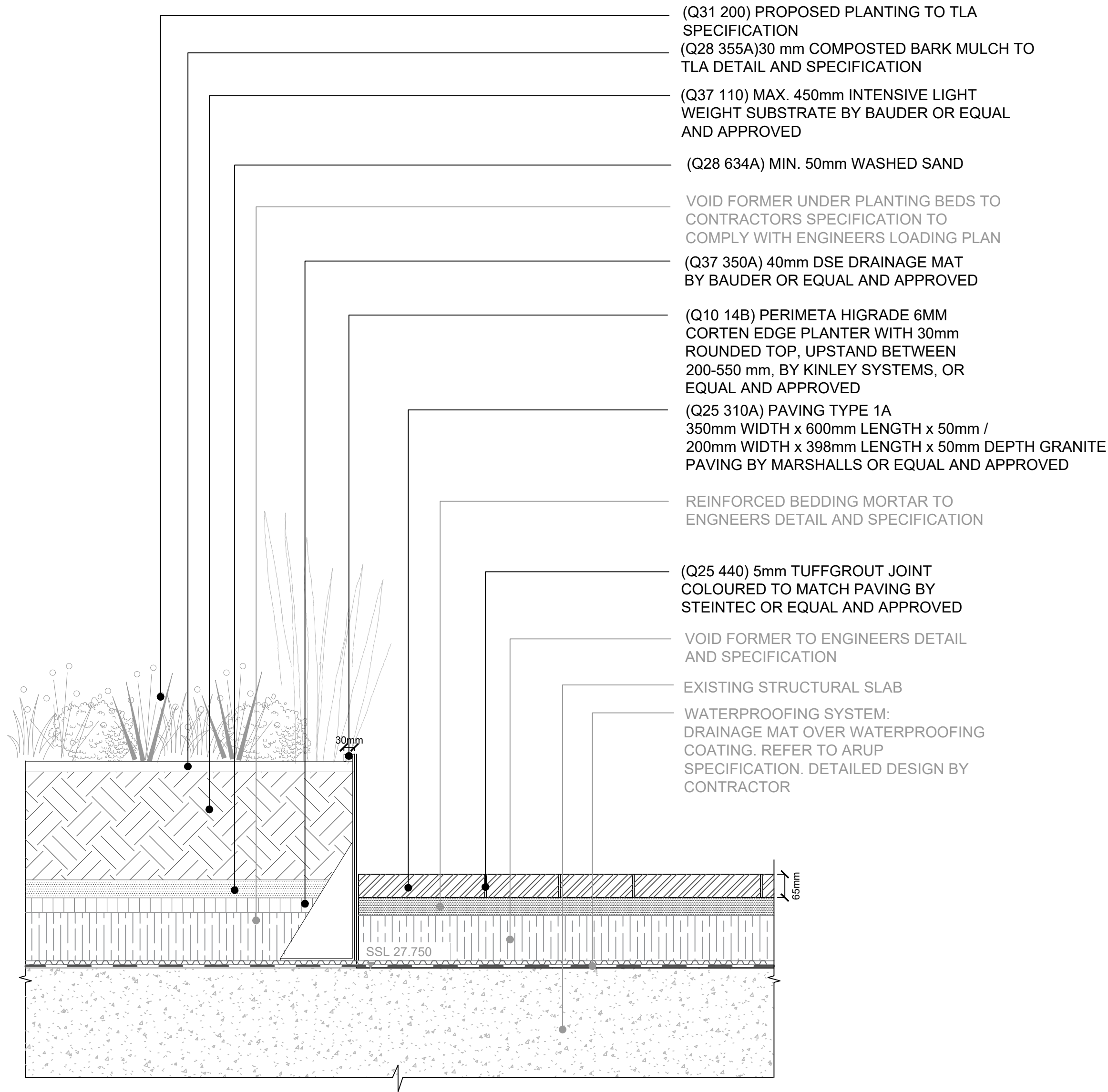
TOWN667(04)6202

REV

00



DETAIL 2.10A
TYPICAL PLANTER INTERFACE WITH TYPE 1B PAVING
1 TRITON SOUTH
SCALE 1:10



DETAIL 2.10B
TYPICAL PLANTER INTERFACE WITH TYPE 1A PAVING
1 TRITON SOUTH
SCALE 1:10

NOTE :
CONTRACTOR TO REFER TO STRUCTURAL
SPECIFICATION
246868-A_A-XX-XX-SP-SX-39001 FOR
CONSTRAINTS ON CONNECTIONS TO
EXISTING STRUCTURE.
CONTRACTOR TO ENSURE NO FIXINGS
THROUGH WATERPROOFING
MEMBRANE/COATINGS AS PER ARUP
ARCHITECTS SPECIFICATIONS

NOTE:
CONTRACTOR TO PROVIDE SHOP
DRAWINGS FOR REVIEW AND
APPROVAL PRIOR TO FABRICATION.

GENERAL NOTES

1. DO NOT SCALE DRAWING.
2. ALL SETTING OUT, LEVELS AND DIMENSIONS TO BE AGREED ON SITE.
3. THE DIMENSIONS OF ALL MATERIALS MUST BE CHECKED ON SITE BEFORE BEING LAID OUT.
4. THIS DRAWING MUST BE READ WITH THE RELEVANT SPECIFICATION CLAUSES AND DETAIL DRAWINGS.
5. ORDER OF CONSTRUCTION AND SETTING OUT TO BE AGREED ON SITE.

HEALTH AND SAFETY INFORMATION

REFER TO HEALTH AND SAFETY FILE.

Rev	Description	Date
00	First Issue	20.06.19
01	STAGE 4 TENDER ISSUE	28.06.19

CLIENT

British Land
45 Seymour Street, London W1H 7LX
Telephone: 020 7486 4466 Fax: 020 7935 5552
E-Mail: info@britishland.com

CONSULTANT

TOWNSHEND
LANDSCAPE ARCHITECTS

Northumberland House 303-306 High Holborn | London WC1V 7JZ
E-mail: tia@townshendia.com
Telephone: 020 7729 9333

PROJECT

REGENTS PLACE - 1 TRITON

TITLE

Detail 2.10 Planter Interface Details - Sheet 1

PROJECT NUMBER

667

SCALE (@ A1)

1:10

DATE

JUNE 2019

DRAWN BY

FL

CHECKED BY

SP

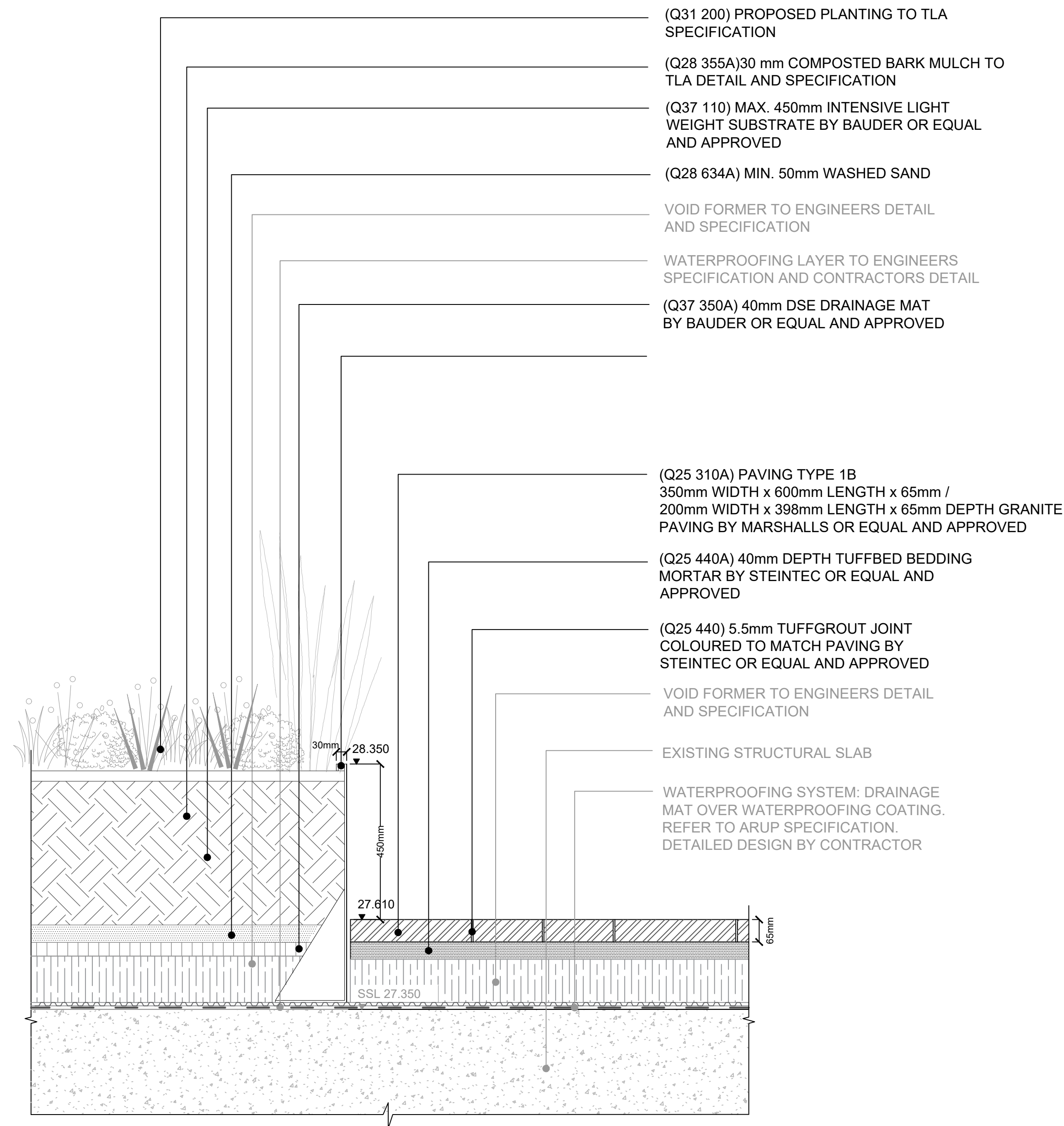
STAGE 4 - TENDER ISSUE

DRAWING NUMBER

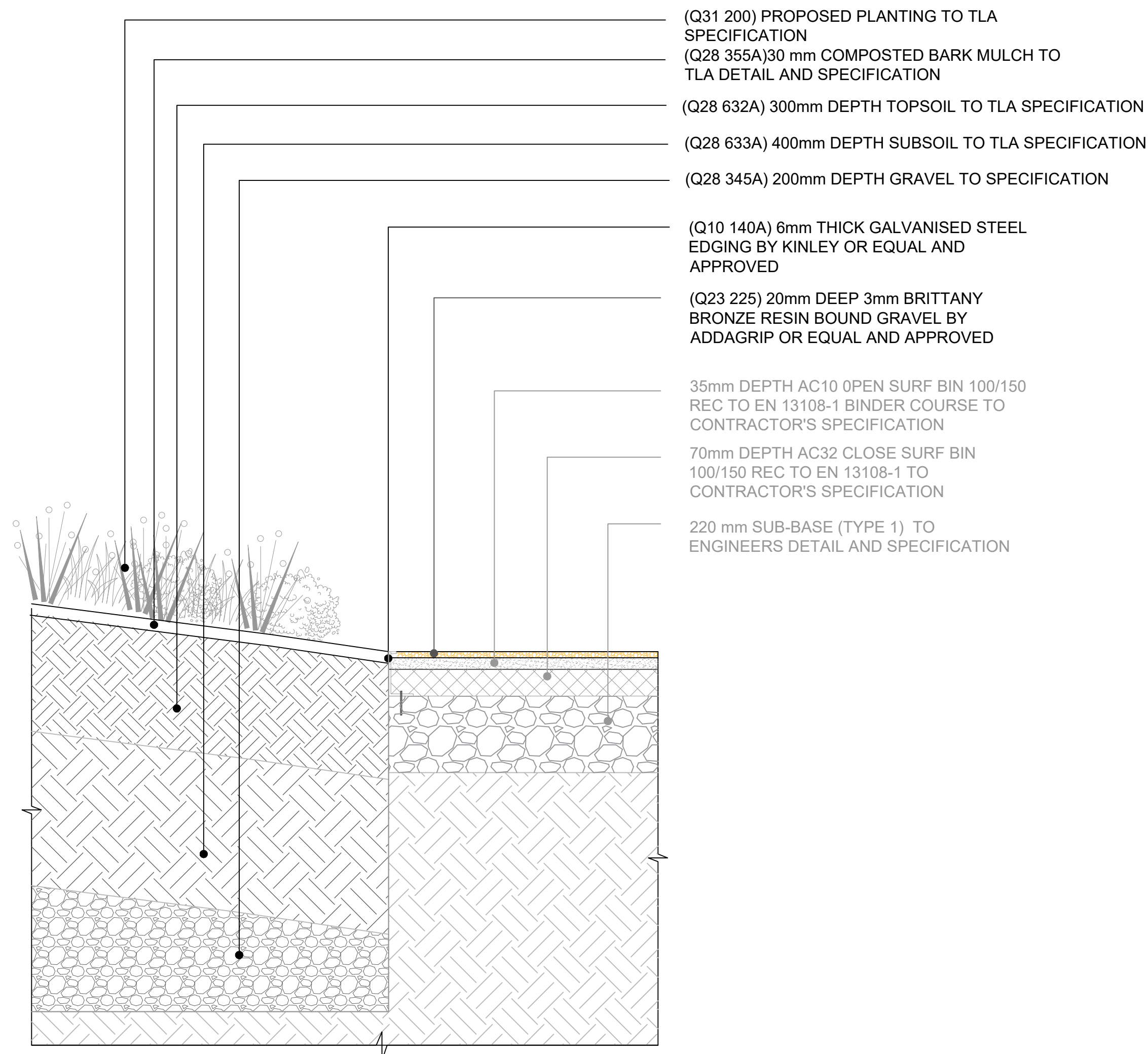
TOWN667(04)6210

REV

01



DETAIL 2.11A
TYPICAL PLANTER INTERFACE WITH TYPE 1B PAVING
1 TRITON EAST
SCALE 1:10



DETAIL 2.11B
TYPICAL PLANTER INTERFACE WITH TYPE RESIN BOUND GRAVEL
LONGFORD PLACE
SCALE 1:10

NOTE :
CONTRACTOR TO REFER TO STRUCTURAL SPECIFICATION 246868-A_A-XX-XX-SP-SX-39001 FOR CONSTRAINTS ON CONNECTIONS TO EXISTING STRUCTURE.
CONTRACTOR TO ENSURE NO FIXINGS THROUGH WATERPROOFING MEMBRANE/COATINGS AS PER ARUP ARCHITECTS SPECIFICATIONS

NOTE:
CONTRACTOR TO PROVIDE SHOP DRAWINGS FOR REVIEW AND APPROVAL PRIOR TO FABRICATION.

GENERAL NOTES

1. DO NOT SCALE DRAWING.
2. ALL SETTING OUT, LEVELS AND DIMENSIONS TO BE AGREED ON SITE.
3. THE DIMENSIONS OF ALL MATERIALS MUST BE CHECKED ON SITE BEFORE BEING LAID OUT.
4. THIS DRAWING MUST BE READ WITH THE RELEVANT SPECIFICATION CLAUSES AND DETAIL DRAWINGS.
5. ORDER OF CONSTRUCTION AND SETTING OUT TO BE AGREED ON SITE.

HEALTH AND SAFETY INFORMATION

REFER TO HEALTH AND SAFETY FILE.

Rev	Description	Date
00	First Issue	20.06.19
01	STAGE 4 TENDER ISSUE	28.06.19

CLIENT

British Land
45 Seymour Street, London W1H 7LX
Telephone: 020 7486 4466 Fax: 020 7935 5552
E-Mail: info@britishland.com

CONSULTANT

TOWNSHEND
LANDSCAPE ARCHITECTS

Northumberland House 303-306 High Holborn | London WC1V 7JZ
E-mail: tia@townshendia.com
Telephone: 020 7729 9333

PROJECT

REGENTS PLACE - 1 TRITON

TITLE

Detail 2.11 Planter Interface Details - Sheet 2

PROJECT NUMBER

667

SCALE (@ A1)

1:10

DATE

JUNE 2019

DRAWN BY

FL

CHECKED BY

SP

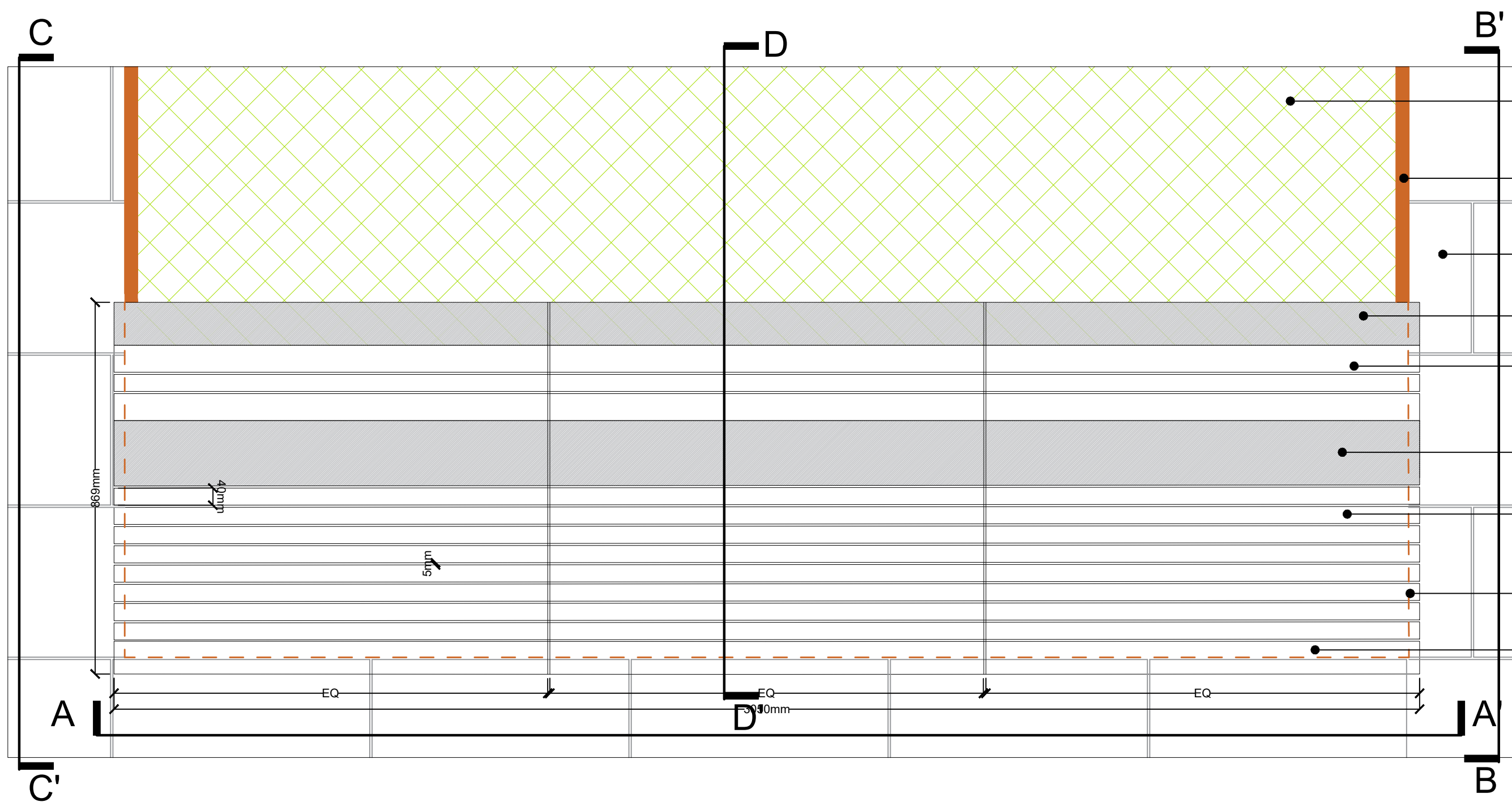
STAGE 4 - TENDER ISSUE

DRAWING NUMBER

TOWN667(04)6211

REV

01



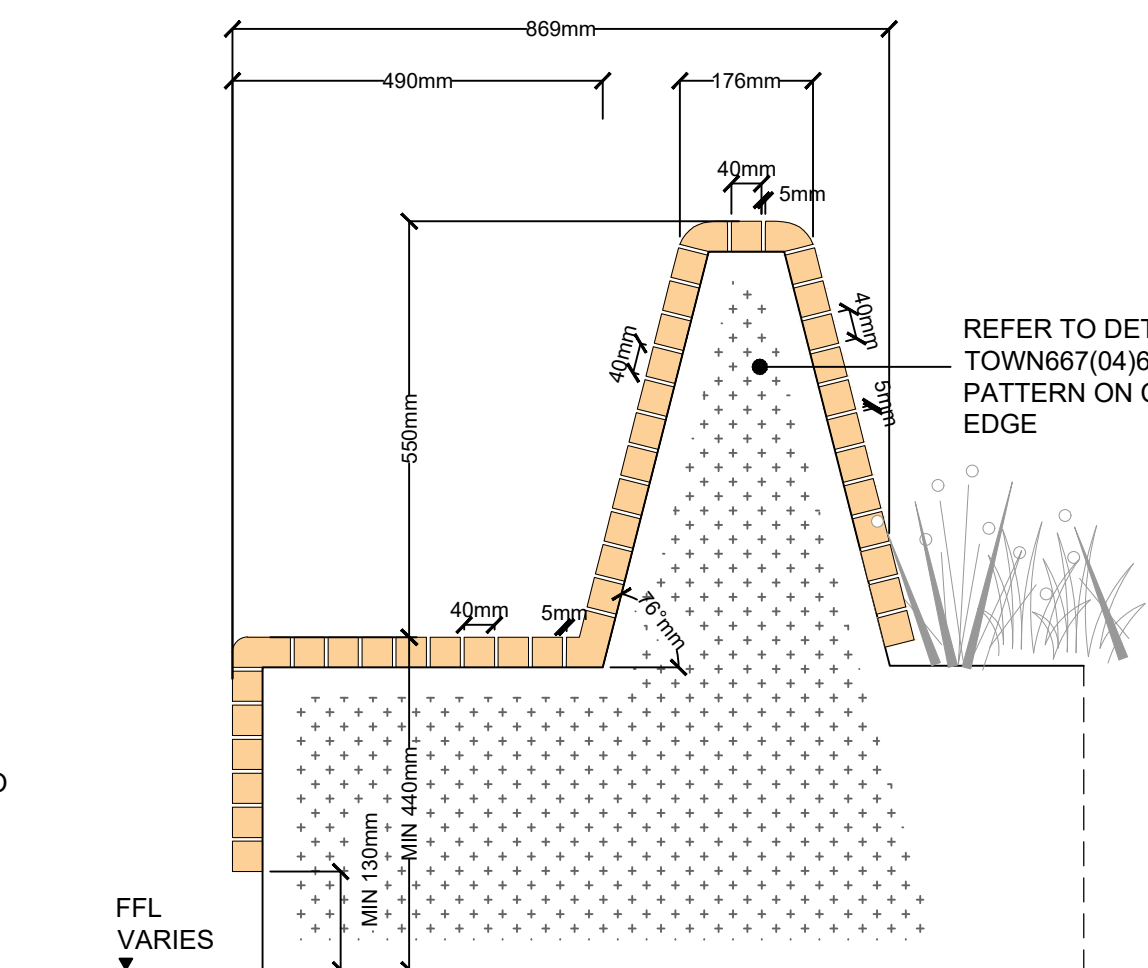
ELEVATION A-A'
SCALE 1:10

NOTE:
CONTRACTOR TO PROVIDE SHOP
DRAWINGS PRIOR TO
COMMENCEMENT OF WORKS ON
SITE.

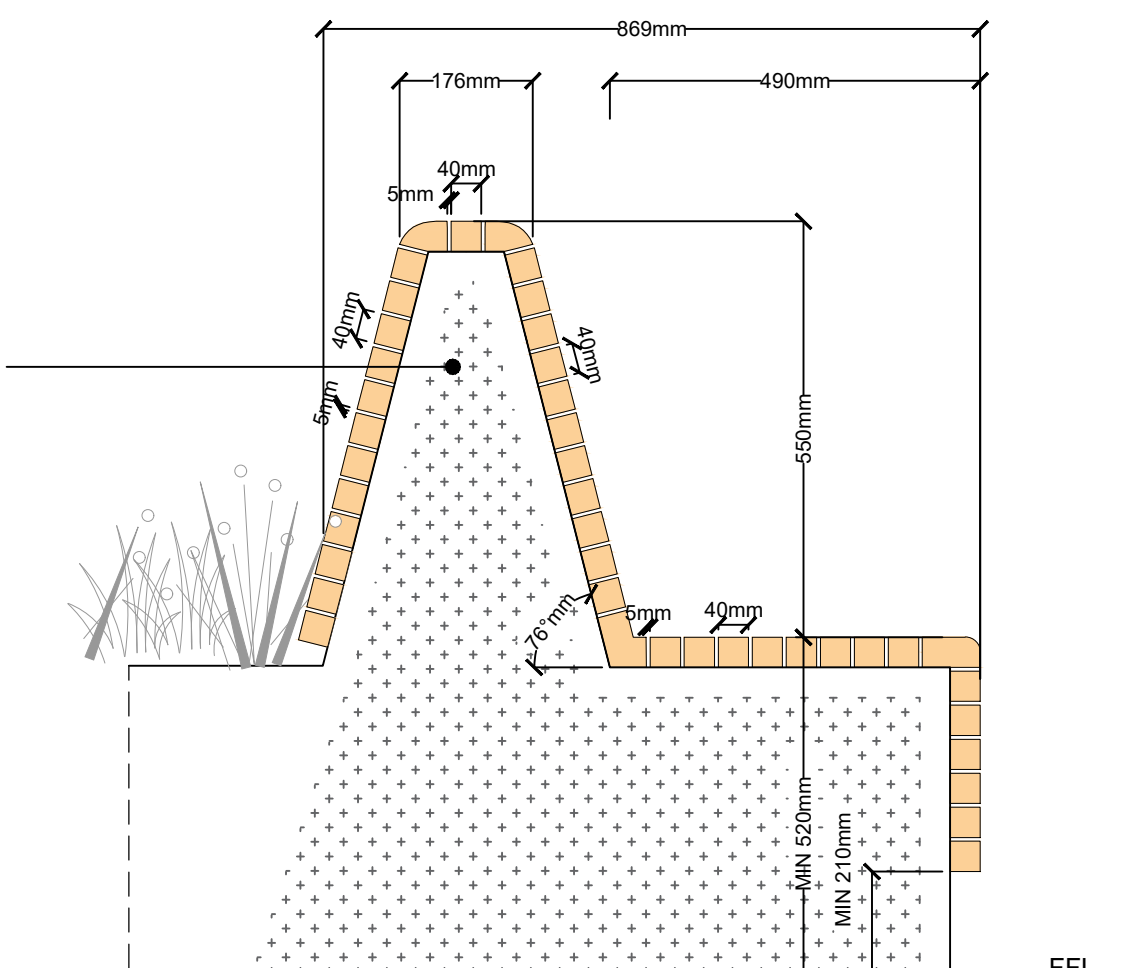
NOTE:
DRAWING TO BE READ IN CONJUNCTIN
WITH DETAIL TOWN667(04)6307 AND
TOWN667(04)6308
REFER TO DETAIL TOWN667(04)6308
FOR THE METAL PATTERN AT THE
BENCH ENDS.

- NOTE :
- 1) THE BENCHES NEED TO PROVIDE ACCESS TO THE TIMBER FOR REPLACEMENT
 - 2) THE LIGHTING WITHIN THE END PANEL TO BE ACCESSIBLE FOR REPLACEMENT.IT IS THE INTENTION THAT THE HORIZONTAL TIMBER UNITS ARE TO BE REMOVABLE TO ALLOW ACCESS TO THE LIGHTING LED STRIP AND THE CABLE DRIVER.
 - 3) METAL PLATE TO BE PROVIDED BENEATH BENCHES ARE TO BE LITTER PROOF AND WEATHERPROOF.
 - 4) NOMINAL FALLS TO BE MAINTAINED ON THE BENCH SEATS TO ALLOW FOR WATER DRAINAGE.
 - 5) CONTRACTOR TO ENSURE NO VISIBLE FIXINGS ON THE TIMBER BENCH.

- (Q31 200) PROPOSED PLANTING TO TLA SPECIFICATION
- (Q10 140C) VARIES LENGTH X MIN 130mm HEIGHT x 6mm THICK CORTEN EDGE BY KENT STAINLESS OR EQUAL AND APPROVED
- (Q25 310C) PAVING TYPE 2A 350mm WIDTH x 600mm LENGTH x 50mm DEPTH GRANITE PAVING BY MARSHALLS OR EQUAL APPROVED
- HATCH DENOTES BACKREST ZONE
- (Z10 200C) 75mm WIDTH x 40mm DEPTH CUMARU TIMBER BY KENT STAINLESS OR EQUAL AND APPROVED
- HATCH DENOTES BACKREST ZONE
- (Z10 200C) 40mm WIDTH x 40mm DEPTH CUMARU TIMBER, FIXINGS TO BE FIXED FROM BACK WITH NO VISIBLE SCREW FIXINGS BY KENT STAINLESS OR EQUAL AND APPROVED
- (Q10 140C) VARIES LENGTH X MIN 130mm HEIGHT x 6mm THICK CORTEN EDGE BY KENT STAINLESS OR EQUAL AND APPROVED
- (Z10 200C) 75mm WIDTH x 40mm DEPTH CUMARU TIMBER BY KENT STAINLESS OR EQUAL AND APPROVED



ELEVATION B-B'
SCALE 1:10



ELEVATION C-C'
SCALE 1:10

- (Z10 200C) 40mm WIDTH x 40mm DEPTH CUMARU TIMBER, FIXINGS TO BE FIXED FROM BACK WITH NO VISIBLE SCREW FIXINGS. BY MARSHALLS OR EQUAL AND APPROVED
- (Z10 200C) 40mm WIDTH x 40mm DEPTH CUMARU TIMBER, FIXINGS TO BE FIXED FROM BACK WITH NO VISIBLE SCREW FIXINGS. BY MARSHALLS OR EQUAL AND APPROVED
- (Q31 200) PROPOSED PLANTING TO TLA DETAIL
- (Q28 355A) 30mm COMPOSTED BARK MULCH TO TLA DETAIL AND SPECIFICATION
- (Q37 110) MAX.400mm INTENSIVE LIGHT WEIGHT SUBSTRATE BY BAUDER OR EQUAL AND APPROVED
- (Q28 634A) MAX.500mm WASHED SAND TO TLA SPECIFICATION

TIMBER FIXING TO METAL FRAME TO CONTRACTORS DETAIL

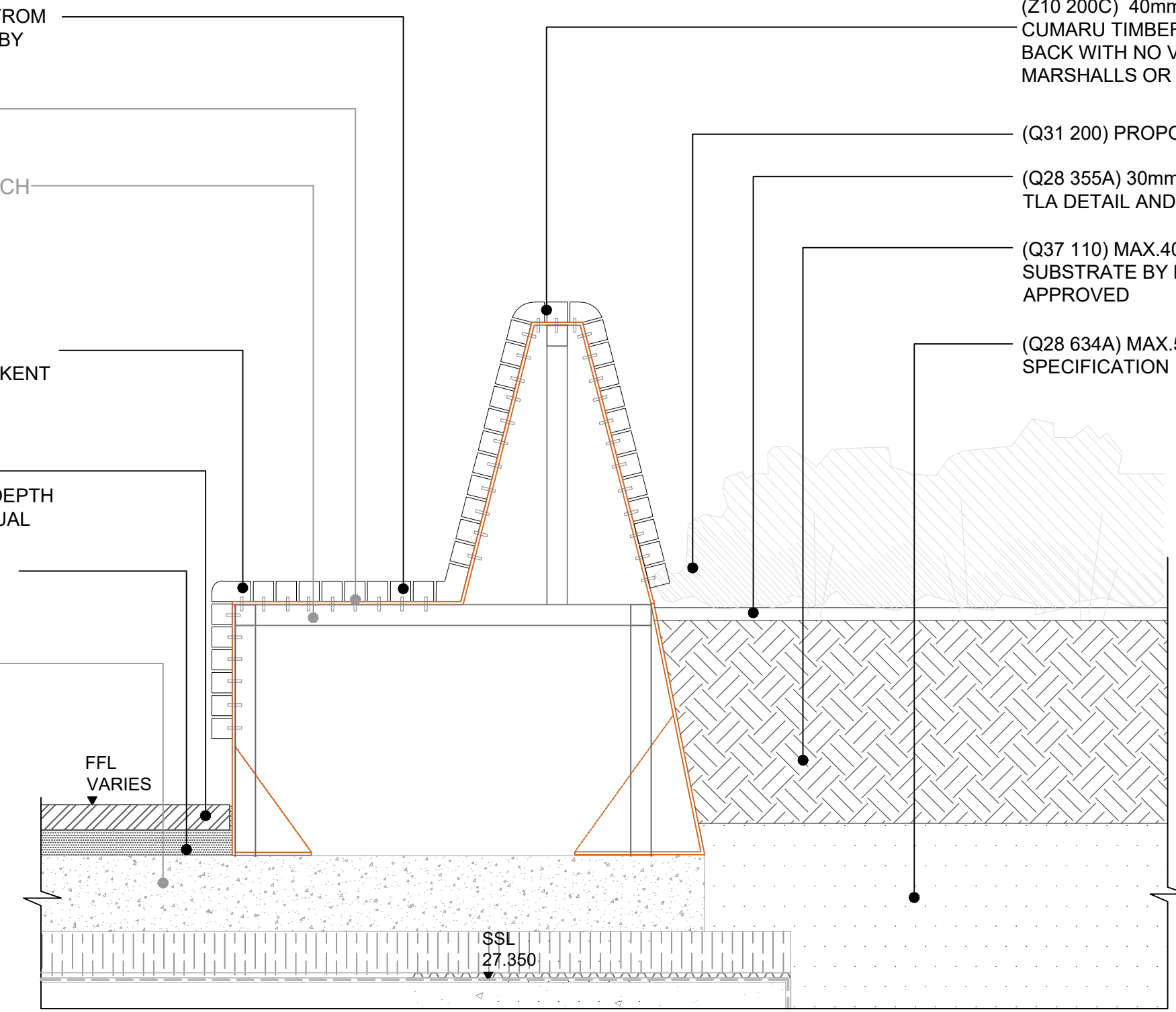
METAL FRAME STRUCTURE FOR BENCH TO CONTRACTORS DETAIL AND SPECIFICATION

(Z10 200C) 75mm WIDTH x 40mm DEPTH CUMARU TIMBER WITH 20mm RADIUS BY KENT STAINLESS OR EQUAL AND APPROVED.

(Q25 310C) PAVING TYPE 2A 350mm WIDTH x 600mm LENGTH x 50mm DEPTH GRANITE PAVING BY MARSHALLS OR EQUAL APPROVED

(Q25 440A) 40mm TUFFBAU BEDDING TO STEINTEC OR EQUAL AND APPROVED.

REINFORCED PAVING QUALITY SLAB TO ENGINEERS DETAIL



SECTION D-D
SCALE 1:10

GENERAL NOTES

1. DO NOT SCALE DRAWING.
2. ALL SETTING OUT, LEVELS AND DIMENSIONS TO BE AGREED ON SITE.
3. THE DIMENSIONS OF ALL MATERIALS MUST BE CHECKED ON SITE BEFORE BEING LAID OUT.
4. THIS DRAWING MUST BE READ WITH THE RELEVANT SPECIFICATION CLAUSES AND DETAIL DRAWINGS.
5. ORDER OF CONSTRUCTION AND SETTING OUT TO BE AGREED ON SITE.

HEALTH AND SAFETY INFORMATION

REFER TO HEALTH AND SAFETY FILE.

Rev	Description	Date
00	First Issue	20.06.19
01	Stage 4 Tender Issue	28.06.19

CLIENT

British Land
45 Seymour Street, London W1H 7LX
Telephone: 020 7486 4466 Fax: 020 7935 5552
E-Mail: info@britishland.com

CONSULTANT

TOWNSHEND
LANDSCAPE ARCHITECTS

Northumberland House 303-306 High Holborn | London WC1V 7JZ
E-mail: tia@townshendia.com
Telephone: 020 7729 9333

PROJECT

REGENTS PLACE - 1 TRITON

TITLE

Detail 3.00 Bench Type 1

PROJECT NUMBER

667

SCALE (@ A1)

1:10

DATE

MAY 2019

DRAWN BY FL

CHECKED BY SP

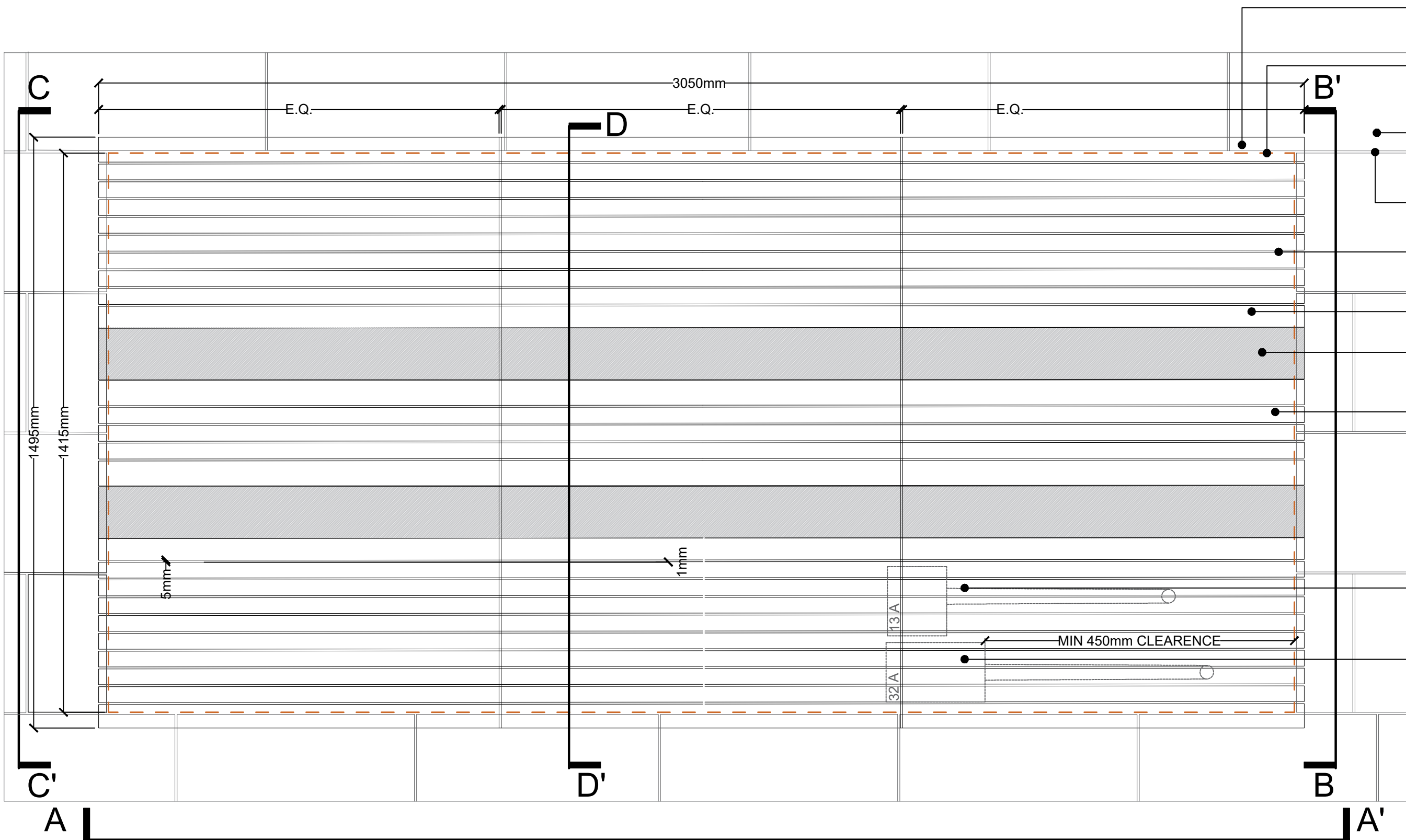
STAGE 4 - TENDER ISSUE

DRAWING NUMBER

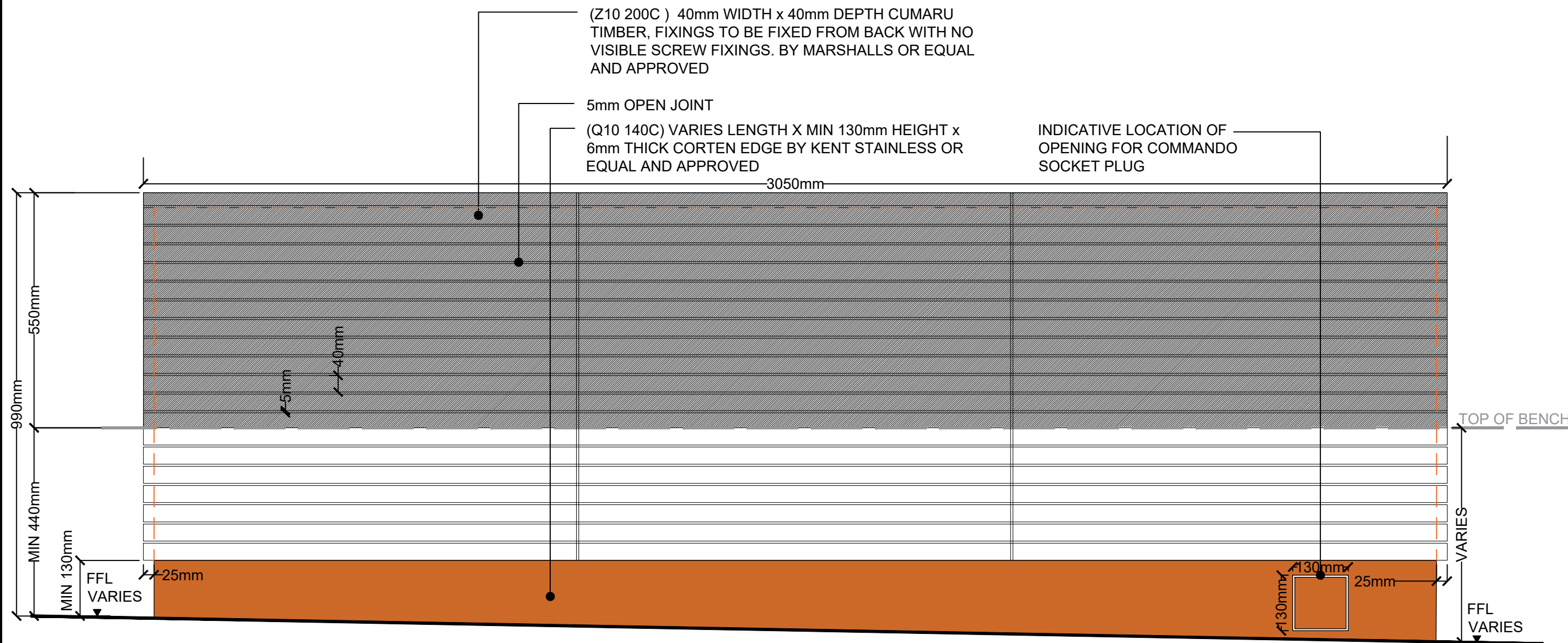
TOWN667(04)6300

REV

01



DETAIL 3.01A
BENCH TYPE 2 PLAN
SCALE 1:10



ELEVATION A-A'
SCALE 1:10

NOTE:
CONTRACTOR TO PROVIDE SHOP
DRAWINGS FOR REVIEW AND
COMMENT PRIOR TO FABRICATION

NOTE:
DRAWING TO BE READ IN CONJUNCTIN
WITH DETAIL TOWN667(04)6307 AND
TOWN667(04)6308
REFER TO DETAIL TOWN667(04)6308
FOR THE METAL PATTERN AT THE
BENCH ENDS.

(Z10 200C) 60 WIDTH x 40mm DEPTH CUMARU
TIMBER BY KENT STAINLESS OR EQUAL AND
APPROVED

(Q10 140C) VARIES LENGTH X MIN 130mm HEIGHT x
6mm THICK CORTEN EDGE BY KENT STAINLESS OR
EQUAL AND APPROVED

(Q25 310C) PAVING TYPE 2A
350mm WIDTH x 600mm LENGTH x 50mm DEPTH
GRANITE PAVING BY MARSHALLS OR EQUAL
APPROVED

(Q25 440) 5.5mm TUFFGROUT JOINT COLOURED
TO MATCH PAVING BY STEINTEC OR EQUAL
AND APPROVED

5mm OPEN JOINT

(Z10 200C) 60 WIDTH x 40mm DEPTH CUMARU
TIMBER BY KENT STAINLESS OR EQUAL AND
APPROVED

HATCH DENOTES BACKREST ZONE

(Z10 200C) 40mm WIDTH x 40mm DEPTH CUMARU
TIMBER, FIXINGS TO BE FIXED FROM BACK WITH NO
VISIBLE SCREW FIXINGS BY KENT STAINLESS OR
EQUAL AND APPROVED

INDICATIVE LOCATION OF THE 13AMP
MASTERSEAL SOCKET TO ENGINEERS
DETAIL AND SPECIFICATION

INDICATIVE LOCATION OF THE 32AMP
COMMANDO SOCKET TO ENGINEERS
DETAIL AND SPECIFICATION

(Z10 200C) 60 WIDTH x 40mm DEPTH CUMARU
TIMBER BY KENT STAINLESS OR EQUAL AND
APPROVED

GAS STRUTS TO SLIDE FRONT AND UP TO ALLOW
A LITABLE LID TO CONTRACTORS DETAIL

INDICATIVE LOCATION OF THE 13AMP MASTERSEAL
SOCKET TO ENGINEERS DETAIL AND SPECIFICATION

(Z10 200C) 40mm WIDTH x 40mm DEPTH CUMARU
TIMBER, FIXINGS TO BE FIXED FROM BACK WITH NO
VISIBLE SCREW FIXINGS BY KENT STAINLESS OR
EQUAL AND APPROVED

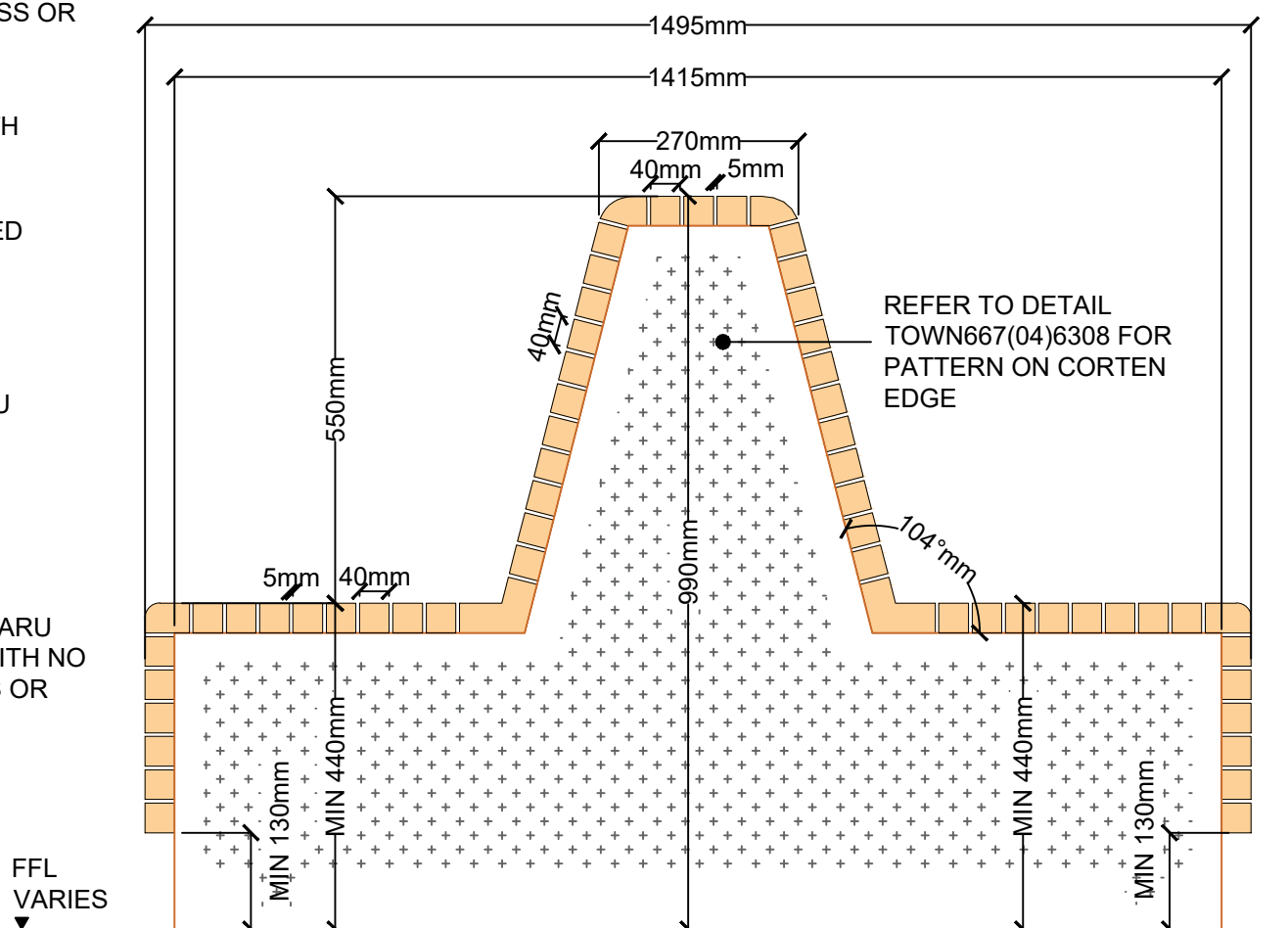
HINGE TYPE STAINLESS STEEL TBC SO NOT TO
IMPINGE ON ADJACENT TIMBER

INDICATIVE LOCATION OF THE 32AMP COMMANDO
SOCKET TO ENGINEERS DETAIL AND SPECIFICATION

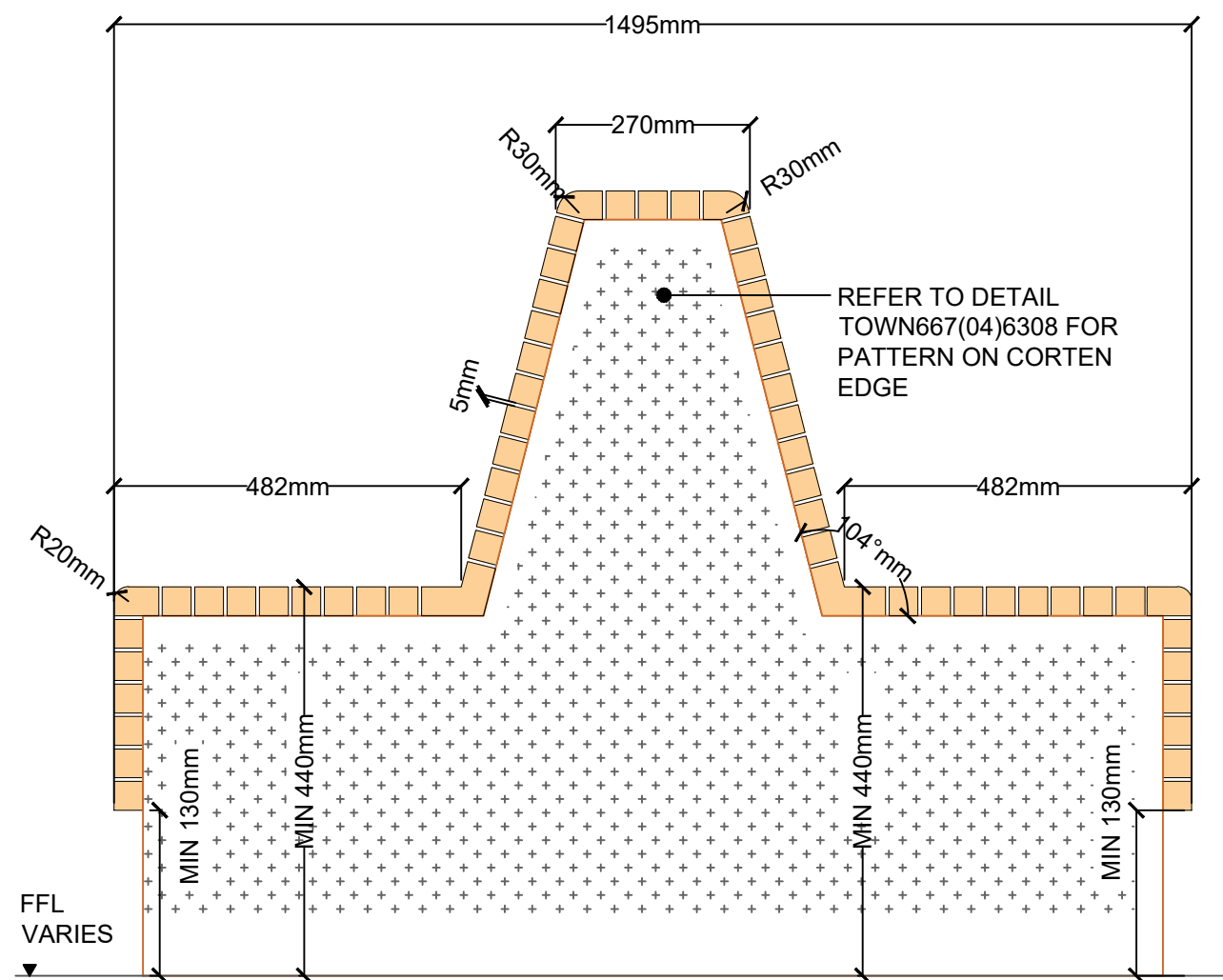
SELF CLOSING WITH SPRING HINGE TO BE
PROVIDED FOR ACCESS OF PLUG TO THE POWER
POINTS TO CONTRACTORS DETAIL

(Z10 200C) 60 WIDTH x 40mm DEPTH CUMARU
TIMBER BY KENT STAINLESS OR EQUAL AND
APPROVED

(Z10 200C) 60 WIDTH x 40mm DEPTH
CUMARU TIMBER BY KENT STAINLESS
OR EQUAL AND APPROVED



ELEVATION B-B'
SCALE 1:10



ELEVATION C-C'
SCALE 1:10

(Z10 200C) 40mm WIDTH x 40mm DEPTH CUMARU
TIMBER, FIXINGS TO BE ATTACHED FROM BACK
WITH NO VISIBLE SCREW FIXINGS BY KENT
STAINLESS OR EQUAL AND APPROVED

WATERPROOFING SYSTEM TO ARCHITECTS
SPECIFICATION. DETAILED DESIGN TO BE PROVIDED BY
CONTRACTOR

10mm DRAINAGE MATT TO CONTRACTORS DETAIL AND
SPECIFICATION

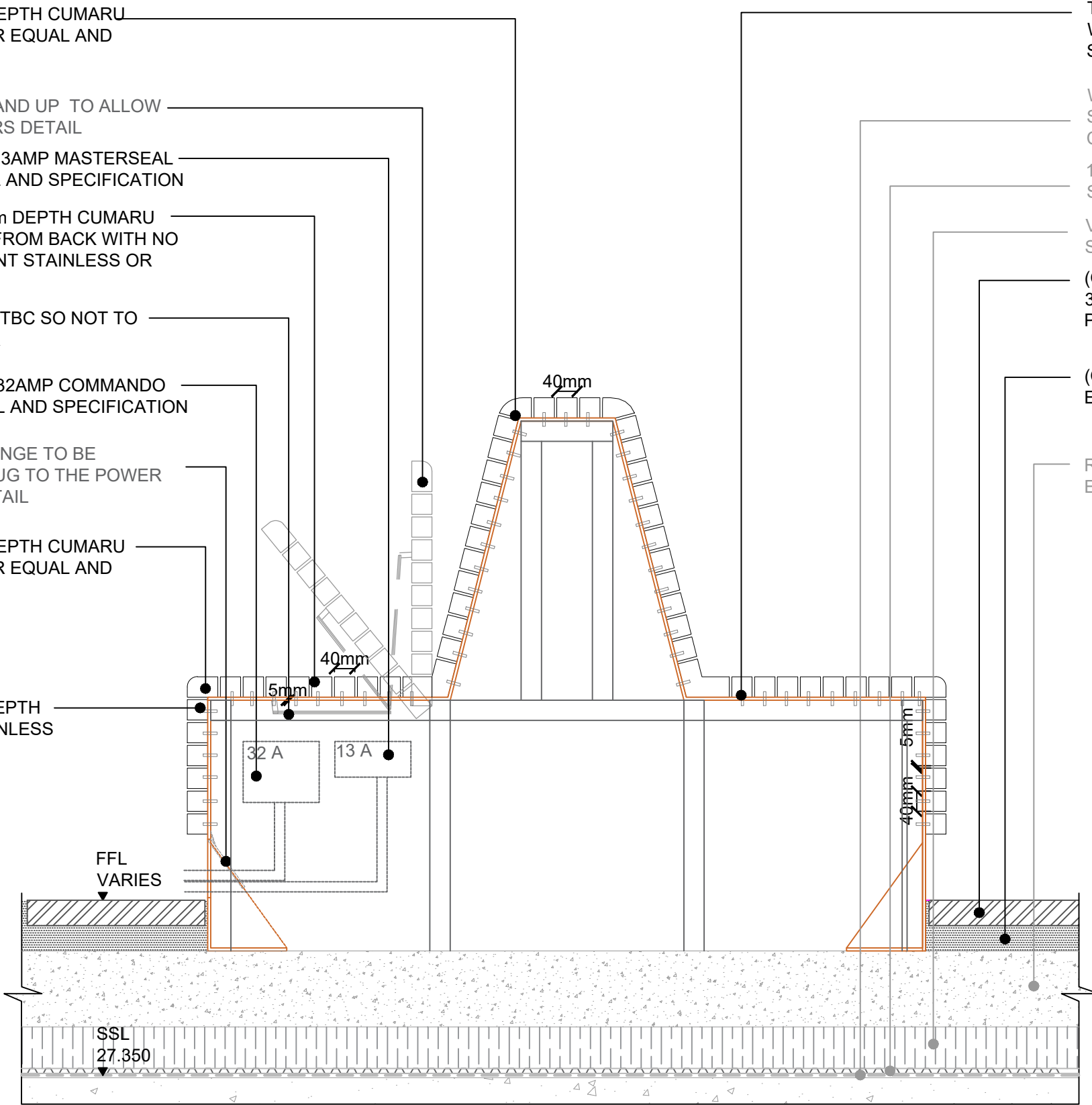
VOID FORMER TO CONTRACTORS DETAIL AND
SPECIFICATION

(Q25 310C) PAVING TYPE 2A
350mm WIDTH x 600mm LENGTH x 50mm DEPTH
GRANITE PAVING BY MARSHALLS OR EQUAL APPROVED

(Q25 440A) 40mm TUFFBAU BEDDING TO STEINTEC OR
EQUAL AND APPROVED.

REINFORCED PAVING QUALITY SLAB TO
ENGINEERS DETAIL

- NOTE :
- BENCH TYPE 2 HAS TWO SUB-TYPES.
SUB-TYPE1 WILL HOUSE PPA AND
SUB-TYPE 2 WILL HOUSE PPC.
 - IT IS THE INTENTION TO PROVIDE ACCESS TO THESE UNITS THROUGH
LIFT-ABLE LIDS WITH GAS STRUTS DESIGNED FOR REGULAR USE.
 - THE OPENING AT THE BOTTOM OF THE BENCHES PROVIDES ALLOWANCE FOR
SELF CLOSING DOOR WITH A SPRING HINGE TO PLUG THE COMMANDO
SOCKET WITHIN THE BENCH AND CLOSE WHEN IN USE.
 - THE BENCHES NEED TO PROVIDE ACCESS TO THE TIMBER FOR
REPLACEMENT
 - THE LIGHTING WITHIN THE END PANEL TO BE ACESABLE FOR
REPLACEMENT.IT IS THE INTENTION THAT THE HORIZONTAL TIMBER UNITS
ARE TO BE REMOVABLE TO ALLOW ACCESS TO THE LIGHTING LED STRIP AND
THE CABLE DRIVER.
 - METAL PLATE TO BE PROVIDED BENEATH BENCHES TO BE LITTER PROOF AND
WEATHERPROOF.
 - NOMINAL FALLS TO BE MAINTAINED ON THE BENCH SEATS TO ALLOW FOR
WATER DRAINAGE.
 - CONTRACTOR TO ENSURE NO VISIBLE FIXINGS ON THE TIMBER BENCH.



SECTION D-D'
SCALE 1:10

BENCH TYPE 2		
SUB TYPES	SUB TYPE 2A	SUB TYPE 2B
POWER POINTS	OPENABLE BENCH WITH 32AMP COMMANDO SOCKET AND 13AMP MASTERSEAL UNIT (PPA)	OPENABLE BENCH WITH TWO 63AMP COMMANDO SOCKET (PPC)
NUMBER	1	1

GENERAL NOTES

- DO NOT SCALE DRAWING.
- ALL SETTING OUT, LEVELS AND DIMENSIONS TO BE AGREED
ON SITE.
- THE DIMENSIONS OF ALL MATERIALS MUST BE CHECKED ON
SITE BEFORE BEING LAID OUT.
- THIS DRAWING MUST BE READ WITH THE RELEVANT
SPECIFICATION CLAUSES AND DETAIL DRAWINGS.
- ORDER OF CONSTRUCTION AND SETTING OUT TO BE
AGREED ON SITE.

HEALTH AND SAFETY INFORMATION

REFER TO HEALTH AND SAFETY FILE.

Rev	Description	Date
00	First Issue	20.06.19
01	Stage 4 Tender Issue	28.06.19

CLIENT

British Land
45 Seymour Street, London W1H 7LX
Telephone: 020 7486 4466 Fax: 020 7935 5552
E-Mail info@britishland.com

CONSULTANT

TOWNSHEND
LANDSCAPE ARCHITECTS

Northumberland House 303-306 High Holborn | London WC1V 7JZ
E-mail: tia@townshendia.com
Telephone: 020 7729 9333

PROJECT

REGENTS PLACE - 1 TRITON

TITLE

Detail 3.01 Bench Type 2

PROJECT NUMBER

667

SCALE (@ A1)

1:10

DATE

MAY 2019

DRAWN BY

FL

CHECKED BY SP

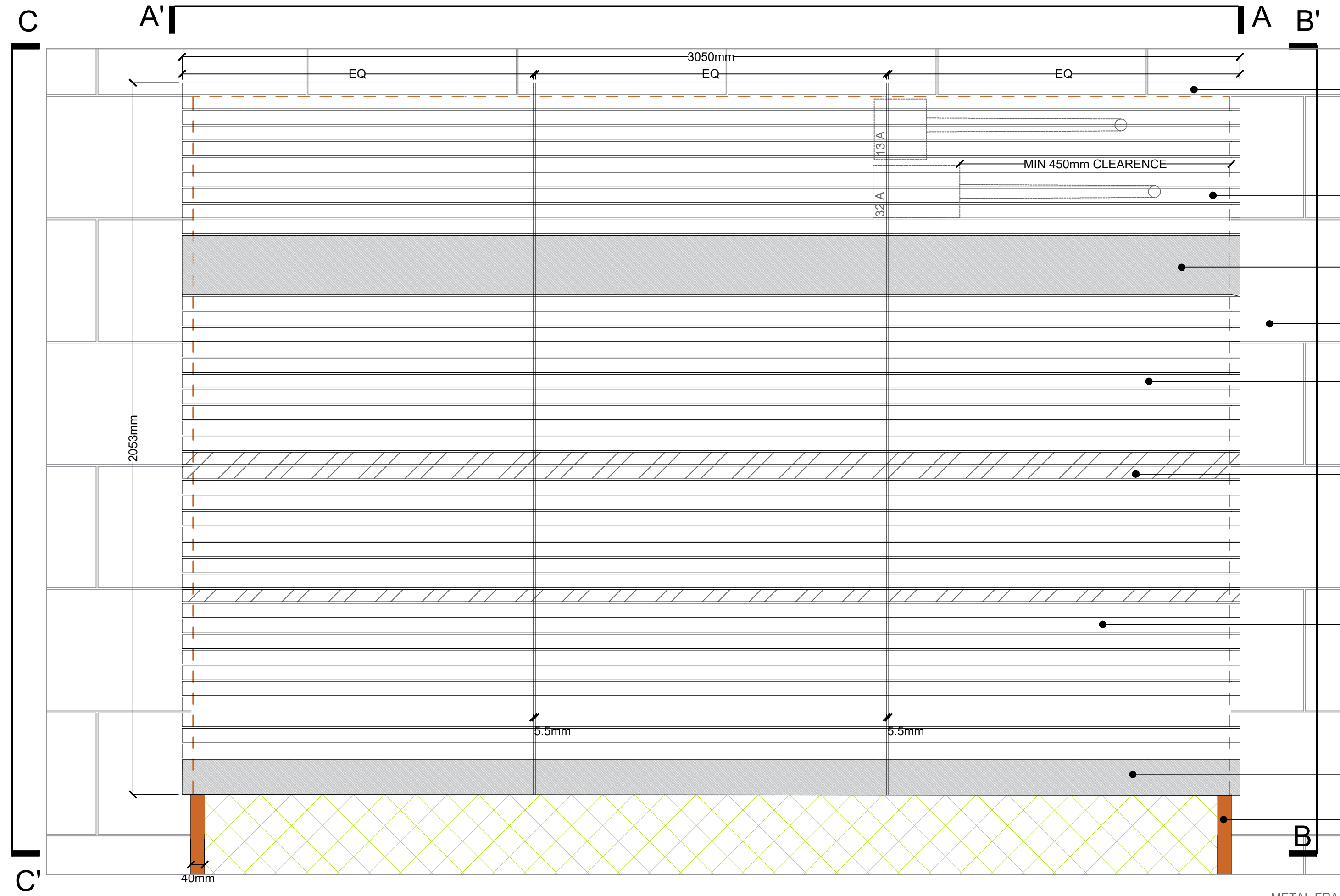
DRAWING NUMBER

TOWN667(04)6301

STAGE 4 - TENDER ISSUE

REV

01



(Z10 200C) 70 mm WIDTH x 40mm DEPTH CUMARU TIMBER WITH 20mm RADIUS BY KENT STAINLESS OR EQUAL AND APPROVED

(Z10 200C) 40mm WIDTH x 40mm DEPTH CUMARU TIMBER, FIXINGS TO BE FIXED FROM BACK WITH NO VISIBLE SCREW FIXINGS. BY MARSHALLS OR EQUAL AND APPROVED

HATCH DENOTES BACKREST ZONE

(Q25 310C) PAVING TYPE 2A
350mm WIDTH x 600mm LENGTH x 50mm DEPTH
GRANITE PAVING BY MARSHALLS OR EQUAL
APPROVED

(Z10 200C) 40mm WIDTH x 40mm DEPTH CUMARU TIMBER, FIXINGS TO BE FIXED FROM BACK WITH NO VISIBLE SCREW FIXINGS. BY MARSHALLS OR EQUAL AND APPROVED

(Z10 200C) 35 WIDTH x 40mm DEPTH CUMARU TIMBER TO CORRECT ALIGNMENT WITH PAVING BY KENT STAINLESS OR EQUAL AND APPROVED.

(Z10 200C) 40mm WIDTH x 40mm DEPTH CUMARU TIMBER, FIXINGS TO BE FIXED FROM BACK WITH NO VISIBLE SCREW FIXINGS. BY MARSHALLS OR EQUAL AND APPROVED

HATCH DENOTES BACKREST ZONE

(Q10 140C) VARIES LENGTH X MIN 130mm HEIGHT x 6mm THICK CORTEN EDGE BY KENT STAINLESS OR EQUAL AND APPROVED

METAL FRAME TO BENCH TO CONTRACTORS
DETAIL AND SPECIFICATION

GAS STRUTS TO SLIDE FRONT AND UP TO ALLOW
A LITABLE LID TO CONTRACTORS DETAIL

INDICATIVE LOCATION OF THE 13AMP MASTERSEAL
SOCKET TO ENGINEERS DETAIL AND SPECIFICATION

5mm OPEN JOINT

INDICATIVE LOCATION OF THE 32AMP COMMANDO
SOCKET TO ENGINEERS DETAIL AND SPECIFICATION

(Z10 200C) 40mm WIDTH x 40mm DEPTH CUMARU TIMBER,
FIXINGS TO BE FIXED FROM BACK WITH NO VISIBLE
SCREW FIXINGS. BY MARSHALLS OR EQUAL AND
APPROVED

SELF CLOSING WITH SPRING HINGE TO BE
PROVIDED FOR ACCESS OF PLUG TO THE
POWER POINTS TO CONTRACTORS DETAIL

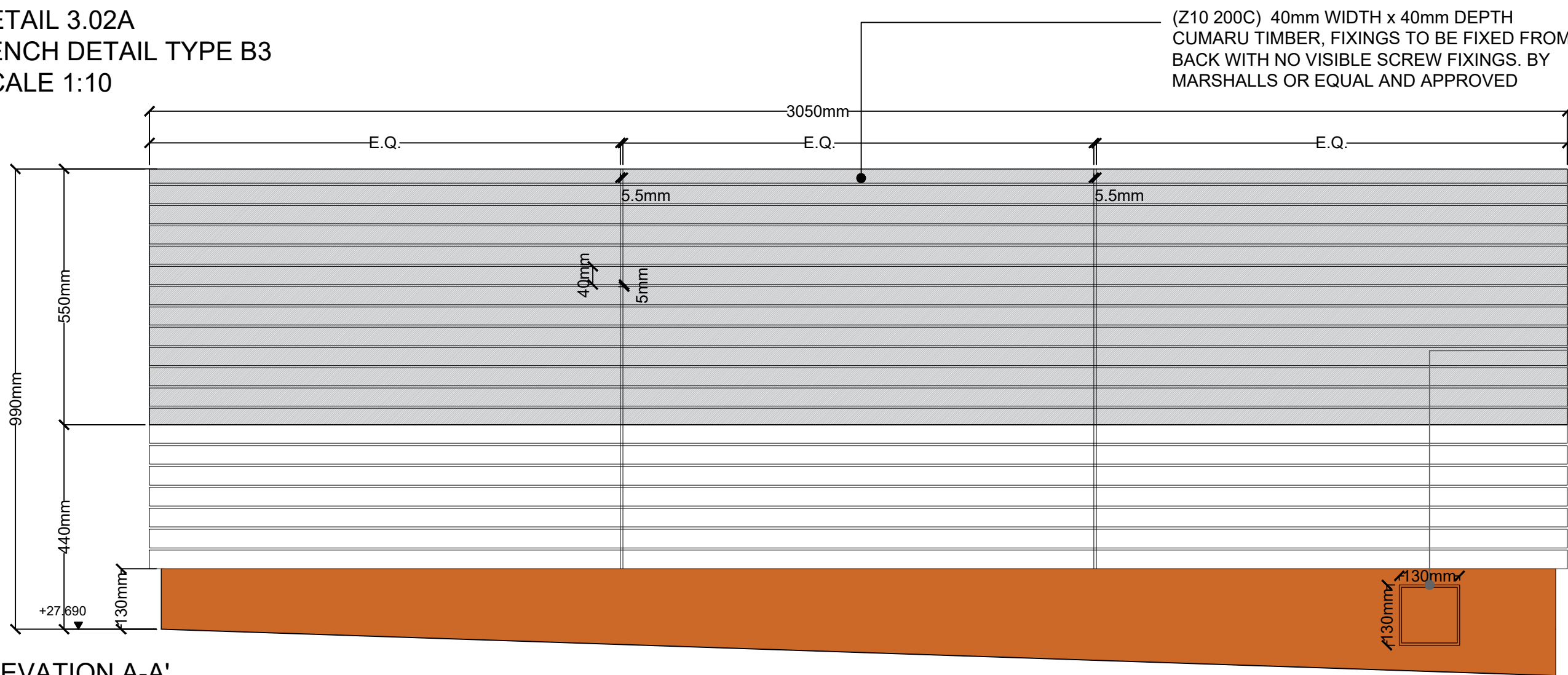
(Z10 200C) 70 mm WIDTH x 40mm DEPTH CUMARU
TIMBER WITH 20mm RADIUS BY KENT STAINLESS OR
EQUAL AND APPROVED

(Q25 310C) PAVING TYPE 2A
350mm WIDTH x 600mm LENGTH x 50mm DEPTH
GRANITE PAVING BY MARSHALLS OR EQUAL
APPROVED

(Q25 440A) 40mm TUFFBAU BEDDING TO
STEINTEC OR EQUAL AND APPROVED.

REINFORCED PAVING QUALITY SLAB TO
ENGINEERS DETAIL

DETAIL 3.02A
BENCH DETAIL TYPE B3
SCALE 1:10



ELEVATION A-A'
BENCH DETAIL TYPE B3
SCALE 1:10

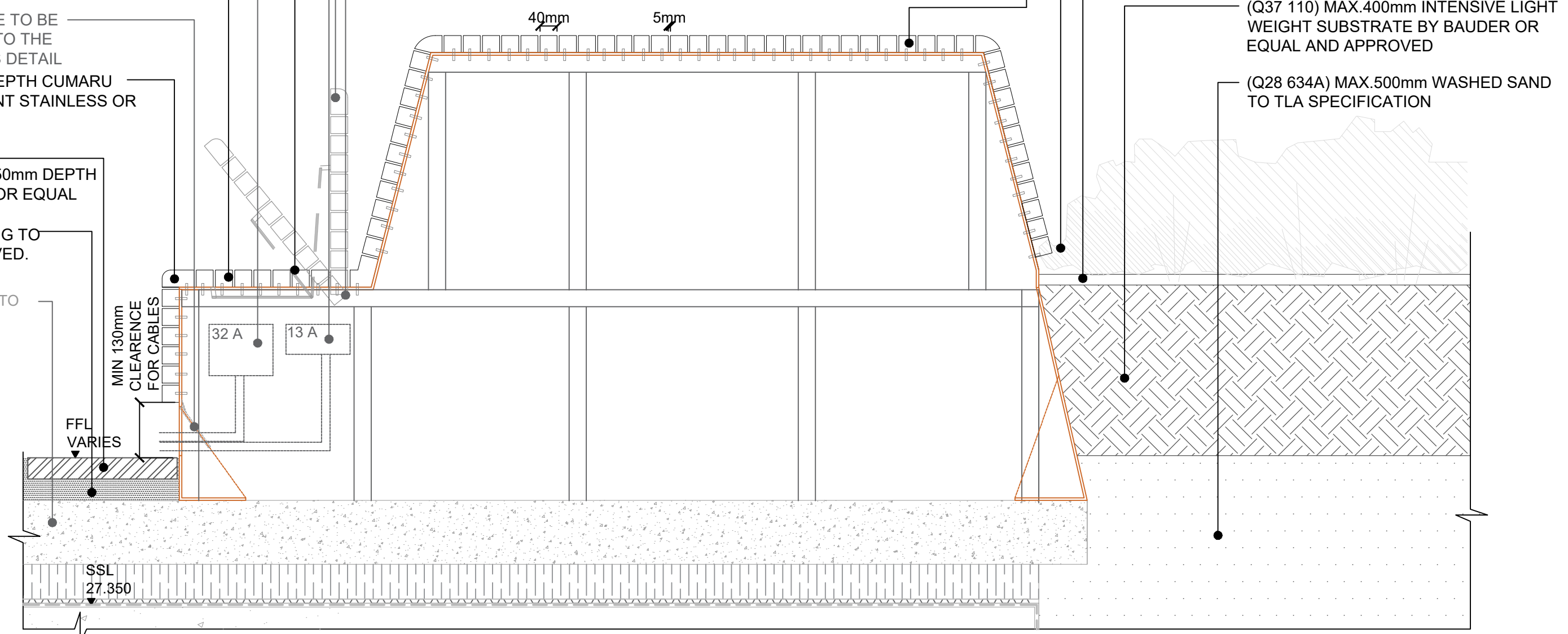
NOTE:
CONTRACTOR TO PROVIDE SHOP
DRAWINGS FOR REVIEW AND
APPROVAL PRIOR TO FABRICATION

NOTE:
DRAWING TO BE READ IN CONJUNCTIN
WITH DETAIL TOWN667(04)6308 AND
TOWN667(04)6309
REFER TO DETAIL TOWN667(04)6308
FOR THE METAL PATTERN AT THE
BENCH ENDS.

BENCH TYPE 3		
SUB TYPES	SUB TYPE 3A	SUB TYPE 3B
POWER POINTS	OPENABLE BENCH WITH 32AMP COMMANDO SOCKET AND 13AMP MASTERSEAL UNIT	OPENABLE BENCH WITH 63AMP COMMANDO SOCKET
NUMBER	1	1

NOTE :

- 1) BENCH TYPE 3 HAS TWO SUB-TYPES.
SUB-TYPE1 WILL HOUSE PPA AND
SUB-TYPE 2 WILL HOUSE PPH.
- 2) IT IS THE INTENTION TO PROVIDE ACCESS TO THESE UNITS THROUGH
LIFT-ABLE LIDS WITH GAS STRUTS DESIGNED FOR REGULAR USE.
- 3) THE OPENING AT THE BOTTOM OF THE BENCHES PROVIDES ALLOWANCE FOR
SELF CLOSING DOOR WITH A SPRING HINGE TO PLUG THE COMMANDO
SOCKET WITHIN THE BENCH AND CLOSE WHEN IN USE.
- 4) THE BENCHES NEED TO PROVIDE ACCESS TO THE TIMBER FOR
REPLACEMENT
- 5) THE LIGHTING WITHIN THE END PANEL TO BE ACESABLE FOR
REPLACEMENT.IT IS THE INTENTION THAT THE HORIZONTAL TIMBER UNITS
ARE TO BE REMOVABLE TO ALLOW ACCESS TO THE LIGHTING LED STRIP AND
THE CABLE DRIVER.
- 6) METAL PLATE TO BE PROVIDED BENEATH BENCHES ARE TO BE LITTER PROOF
AND WEATHERPROOF.
- 7) NOMINAL FALLS TO BE MAINTAINED ON THE BENCH SEATS TO ALLOW FOR
WATER DRAINAGE.
- 8) CONTRACTOR TO ENSURE NO VISIBLE FIXINGS ON THE TIMBER BENCH.



(Z11 200 A) 40mm WIDTH x 40mm
DEPTH CUMARU TIMBER, FIXINGS TO
BE FIXED FROM BACK WITH NO
VISIBLE SCREW FIXINGS. BY
MARSHALLS OR EQUAL AND
APPROVED

(Q31 200) PROPOSED PLANTING
TO TLA DETAIL

(Q28 255A) 30mm COMPOSTED BARK
MULCH TO TLA DETAIL AND
SPECIFICATION

(Q37 110) MAX 400mm INTENSIVE LIGHT
WEIGHT SUBSTRATE BY BAUDER OR
EQUAL AND APPROVED

(Q28 634A) MAX 500mm WASHED SAND
TO TLA SPECIFICATION

GENERAL NOTES

1. DO NOT SCALE DRAWING.
2. ALL SETTING OUT, LEVELS AND DIMENSIONS TO BE AGREED ON SITE.
3. THE DIMENSIONS OF ALL MATERIALS MUST BE CHECKED ON SITE BEFORE BEING LAID OUT.
4. THIS DRAWING MUST BE READ WITH THE RELEVANT SPECIFICATION CLAUSES AND DETAIL DRAWINGS.
5. ORDER OF CONSTRUCTION AND SETTING OUT TO BE AGREED ON SITE.

HEALTH AND SAFETY INFORMATION

REFER TO HEALTH AND SAFETY FILE.

Rev	Description	Date
00	First Issue	20.06.19
01	Stage 4 Tender Issue	28.06.19

CLIENT

British Land
45 Seymour Street, London W1H 7LX
Telephone: 020 7486 4466 Fax: 020 7935 5552
E-Mail info@britishland.com

CONSULTANT

TOWNSHEND
LANDSCAPEARCHITECTS

Northumberland House 303-306 High Holborn | London WC1V 7JZ
E-mail: tia@townshendia.com
Telephone: 020 7729 9333

PROJECT

REGENTS PLACE - 1 TRITON

TITLE

Detail 3.02 Bench Type 3

PROJECT NUMBER

667

SCALE (@ A1)

1:10

DATE

MAY 2019

DRAWN BY FL

CHECKED BY SP

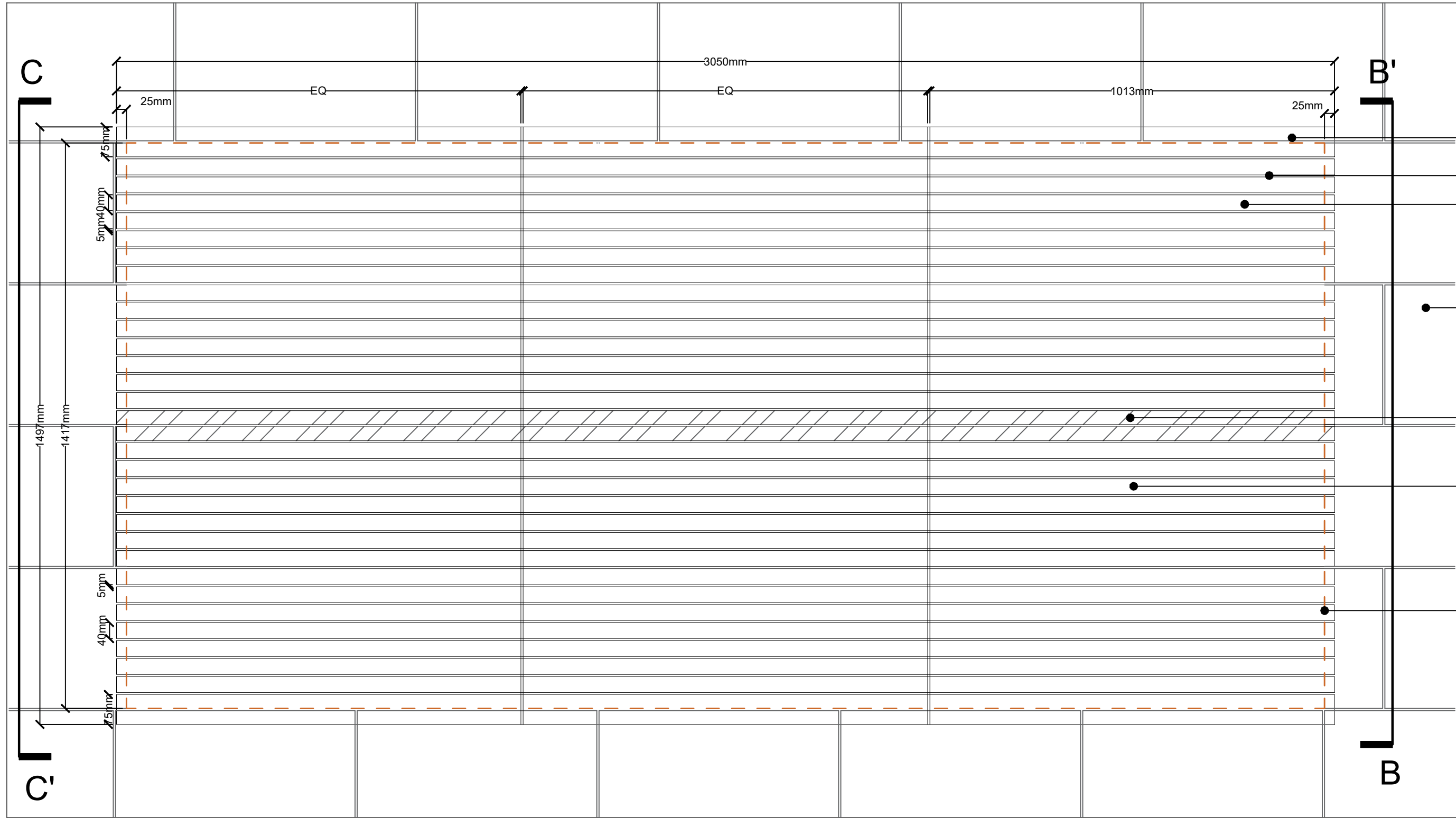
STAGE 4 - TENDER ISSUE

DRAWING NUMBER

TOWN667(04)6302

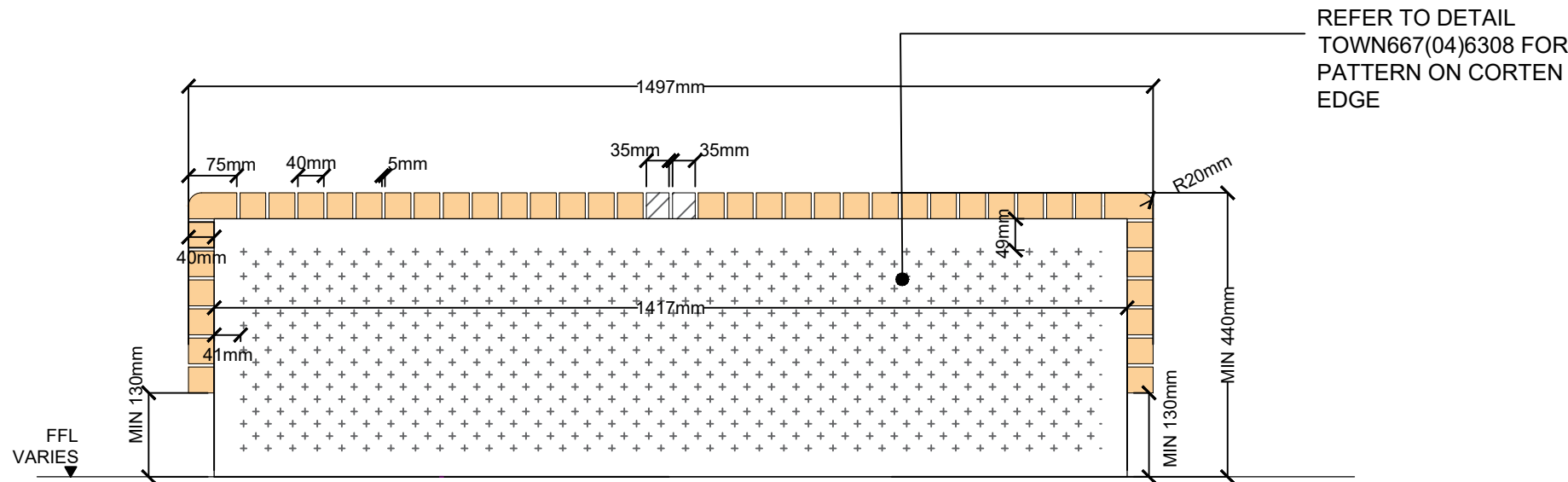
REV

01

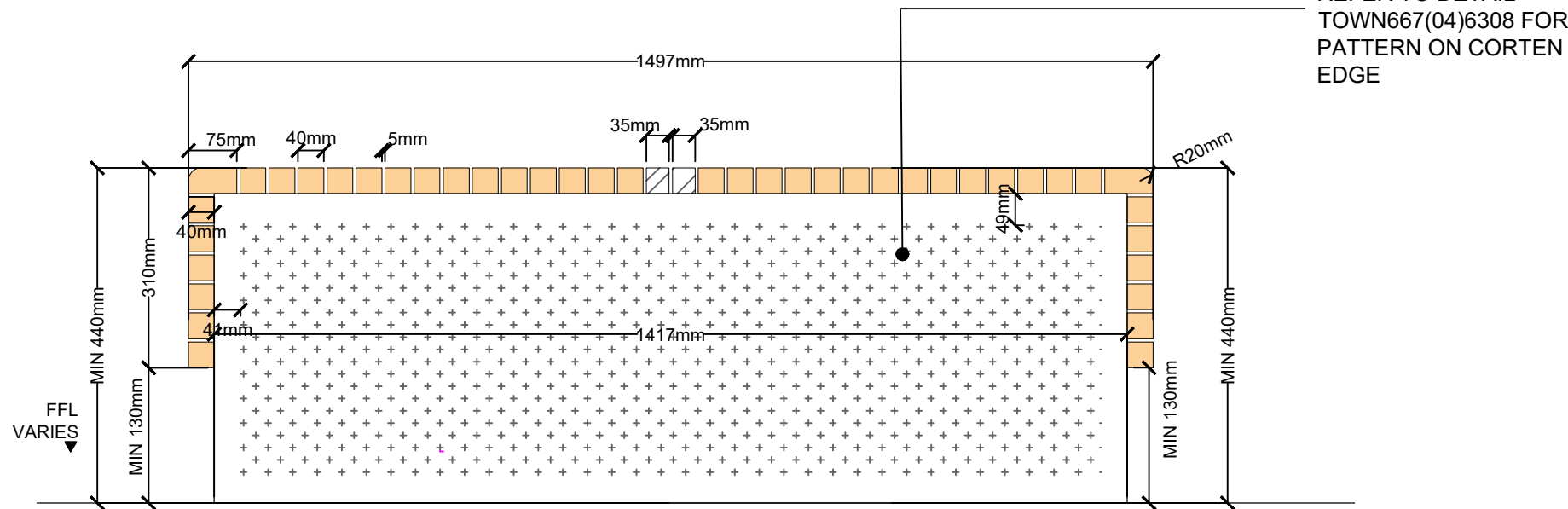


DETAIL 3.04A
BENCH TYPE 5
SCALE 1:10

- (Z10 200C) 75mm WIDTH x 40mm DEPTH CUMARU TIMBER BY KENT STAINLESS OR EQUAL AND APPROVED
- 5mm OPEN JOINT
- (Z10 200C) 40mm WIDTH x 40mm DEPTH CUMARU TIMBER. FIXINGS TO BE PROVIDED FROM BACK WITH NO VISIBLE SCREW BY KENT STAINLESS OR EQUAL AND APPROVED
- (Q25 310C) PAVING TYPE 2A 350mm WIDTH x 600mm LENGTH x 50mm DEPTH GRANITE PAVING BY MARSHALLS OR EQUAL APPROVED
- (Z10 200C) 35 WIDTH x 40mm DEPTH CUMARU TIMBER TO CORRECT ALIGNMENT WITH PAVING BY KENT STAINLESS OR EQUAL AND APPROVED.
- (Z10 200C) 40mm WIDTH x 40mm DEPTH CUMARU TIMBER. FIXINGS TO BE PROVIDED FROM BACK WITH NO VISIBLE SCREW BY KENT STAINLESS OR EQUAL AND APPROVED
- (Q10 140C) VARIES LENGTH X MIN 130mm HEIGHT x 6mm THICK CORTEN EDGE BY KENT STAINLESS OR EQUAL AND APPROVED

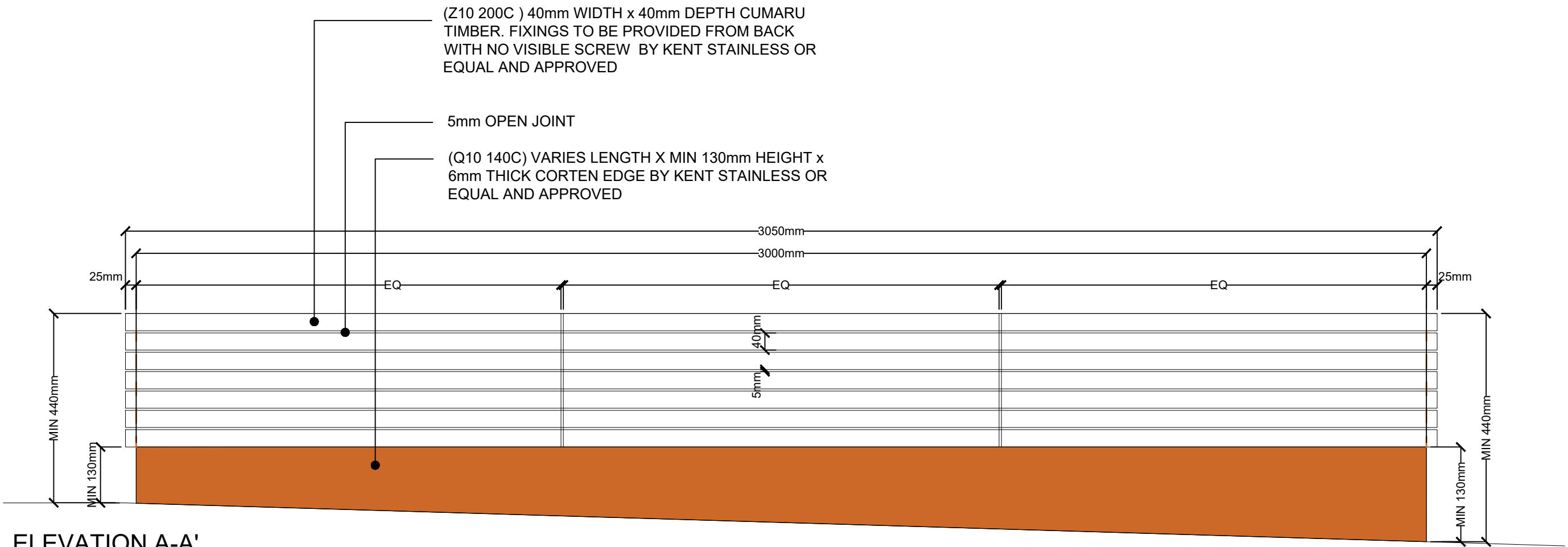


ELEVATION B-B
SCALE 1:10



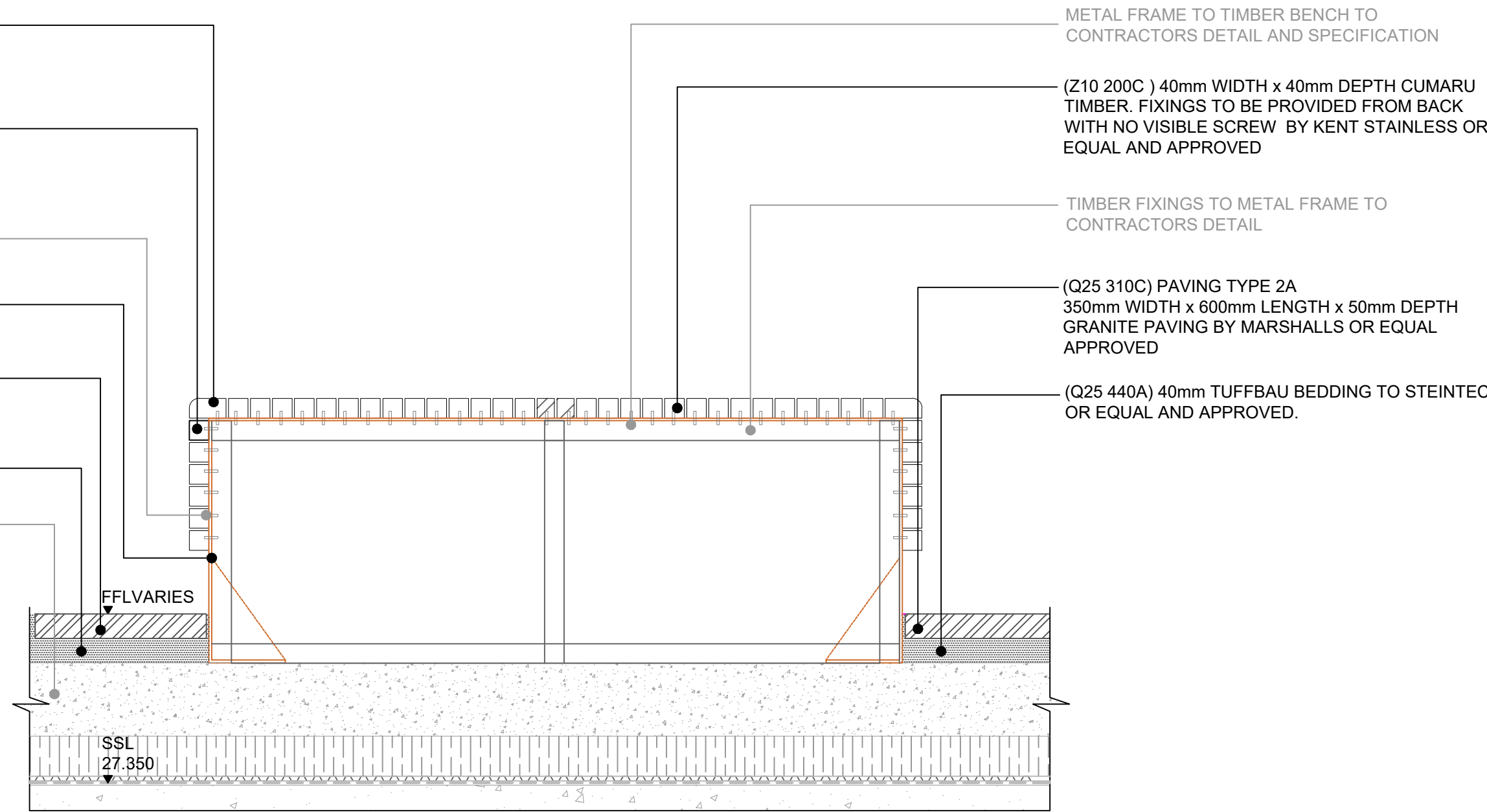
ELEVATION C-C
SCALE 1:10

- NOTE :
- THE BENCHES NEED TO PROVIDE ACCESS TO THE TIMBER FOR REPLACEMENT
 - THE LIGHTING WITHIN THE END PANEL TO BE ACESABLE FOR REPLACEMENT.IT IS THE INTENTION THAT THE HORIZONTAL TIMBER UNITS ARE TO BE REMOVABLE TO ALLOW ACCESS TO THE LIGHTING LED STRIP AND THE CABLE DRIVER.
 - METAL PLATE TO BE PROVIDED BENEATH BENCHES ARE TO BE LITTER PROOF AND WEATHERPROOF.
 - NOMINAL FALLS TO BE MAINTAINED ON THE BENCH SEATS TO ALLOW FOR WATER DRAINAGE.
 - CONTRACTOR TO ENSURE NO VISIBLE FIXINGS ON THE TIMBER BENCH.



ELEVATION A-A'
SCALE 1:10

- (Z10 200C) 75mm WIDTH x 40mm DEPTH CUMARU TIMBER WITH 20mm ARIS BY KENT STAINLESS OR EQUAL AND APPROVED
- (Z10 200C) 40mm WIDTH x 40mm DEPTH CUMARU TIMBER. FIXINGS TO BE PROVIDED FROM BACK WITH NO VISIBLE SCREW BY KENT STAINLESS OR EQUAL AND APPROVED
- TIMBER FIXINGS TO METAL FRAME TO CONTRACTORS DETAIL
- (Q10 140C) VARIES LENGTH X MIN 130mm HEIGHT x 6mm THICK CORTEN EDGE BY KENT STAINLESS OR EQUAL AND APPROVED
- (Q25 310C) PAVING TYPE 2A 350mm WIDTH x 600mm LENGTH x 50mm DEPTH GRANITE PAVING BY MARSHALLS OR EQUAL APPROVED
- (Q25 440A) 40mm TUFFBAU BEDDING TO STEINTEC OR EQUAL AND APPROVED.
- REINFORCED PAVING QUALITY SLAB TO ENGINEERS DETAIL



SECTION D-D'
SCALE 1:10

NOTE:
CONTRACTOR TO PROVIDE SHOP DRAWINGS FOR REVIEW AND APPROVAL PRIOR TO FABRICATION

NOTE:
DRAWING TO BE READ IN CONJUNCTI
WITH DETAIL TOWN667(04)6307 AND
TOWN667(04)6308
REFER TO DETAIL TOWN667(04)6308
FOR THE METAL PATTERN AT THE
BENCH ENDS.

GENERAL NOTES

- DO NOT SCALE DRAWING.
- ALL SETTING OUT, LEVELS AND DIMENSIONS TO BE AGREED ON SITE.
- THE DIMENSIONS OF ALL MATERIALS MUST BE CHECKED ON SITE BEFORE BEING LAID OUT.
- THIS DRAWING MUST BE READ WITH THE RELEVANT SPECIFICATION CLAUSES AND DETAIL DRAWINGS.
- ORDER OF CONSTRUCTION AND SETTING OUT TO BE AGREED ON SITE.

HEALTH AND SAFETY INFORMATION

REFER TO HEALTH AND SAFETY FILE.

Rev	Description	Date
00	First Issue	20.06.19
01	Stage 4 Tender Issue	28.06.19

CLIENT

British Land
45 Seymour Street, London W1H 7LX
Telephone: 020 7486 4466 Fax: 020 7935 5552
E-Mail: info@britishland.com

CONSULTANT

TOWNSHEND
LANDSCAPEARCHITECTS

Northumberland House 303-306 High Holborn | London WC1V 7JZ
E-mail: tia@townshendia.com
Telephone: 020 7729 9333

PROJECT

REGENTS PLACE - 1 TRITON

TITLE

Detail 3.04 Bench Type 5 A

PROJECT NUMBER

667

SCALE (@ A1)

1:10

DATE

MAY 2019

DRAWN BY

FL

CHECKED BY

SP

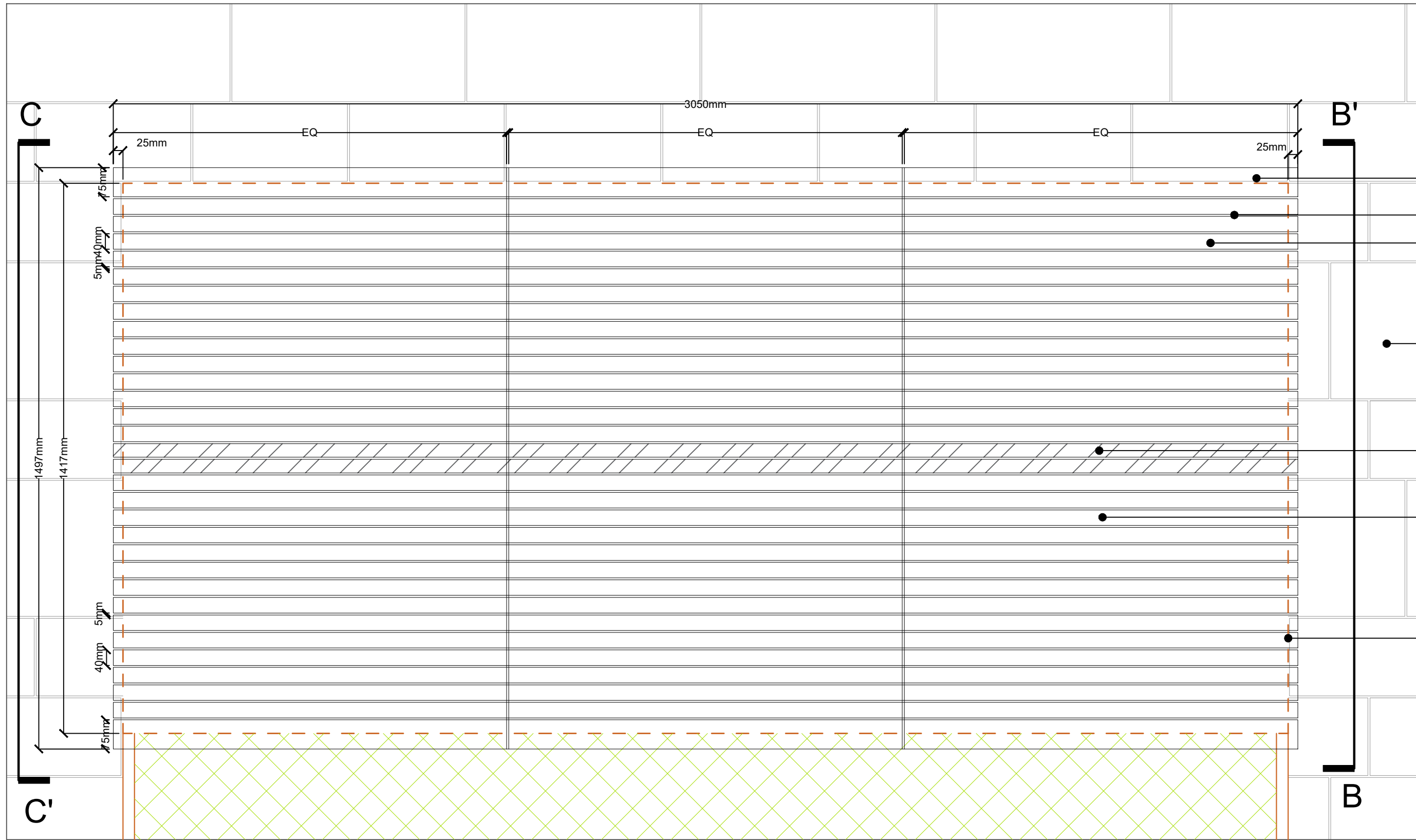
STAGE 4 - TENDER ISSUE

DRAWING NUMBER

TOWN667(04)6304

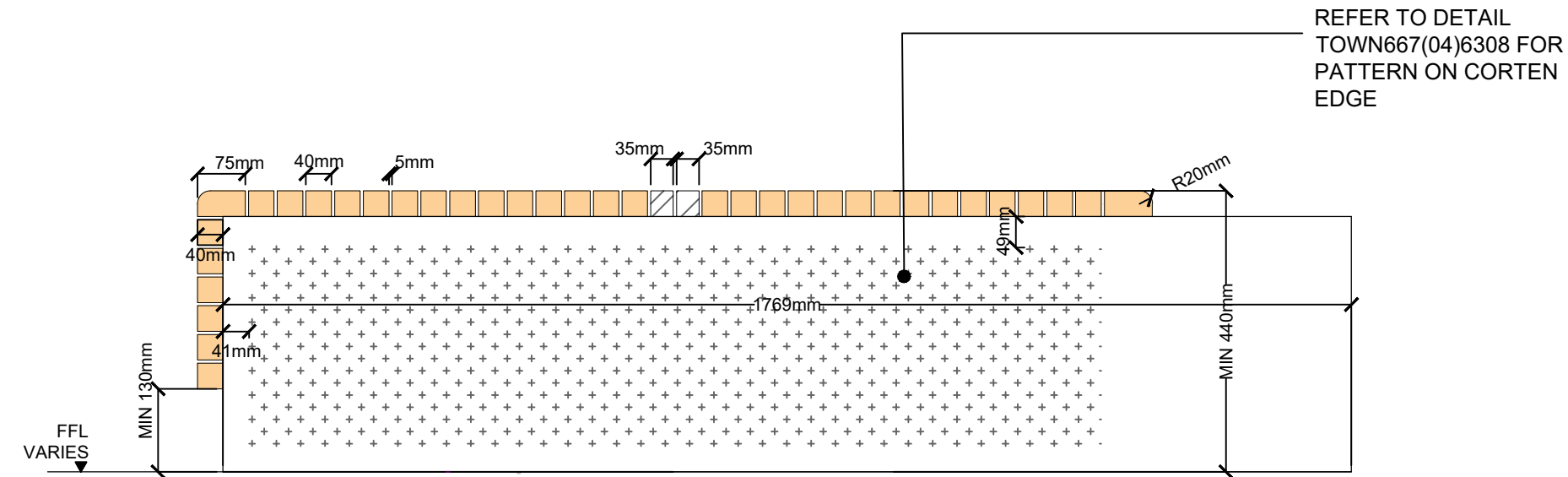
REV

01

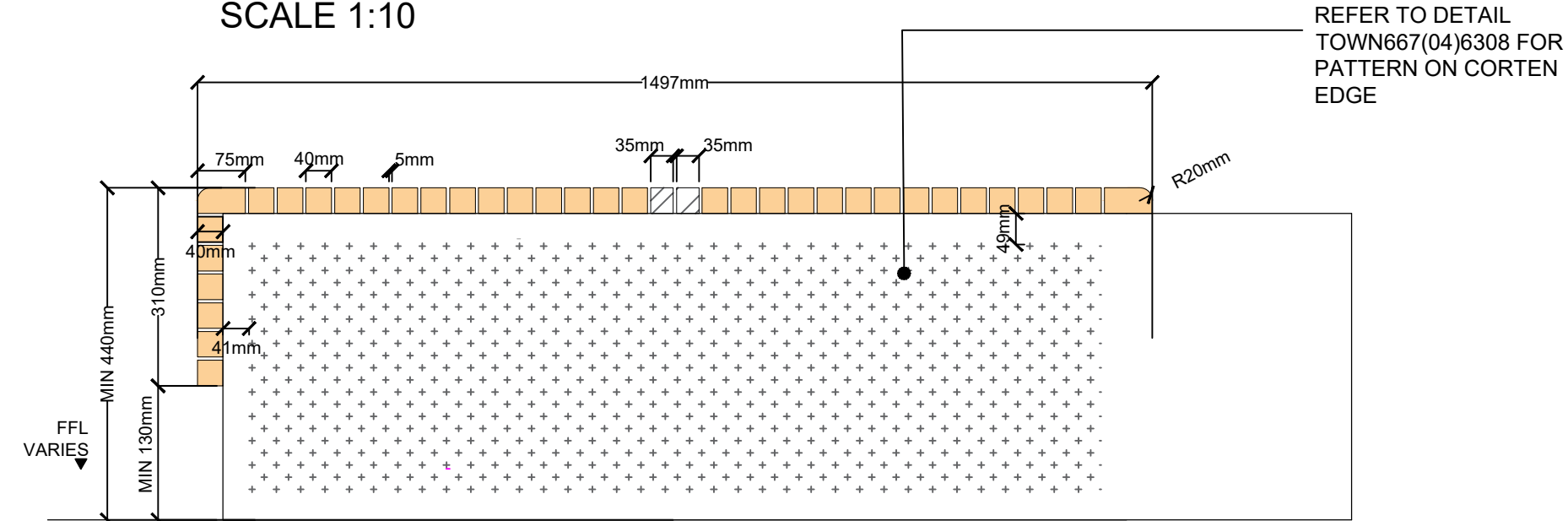


DETAIL 3.04A
BENCH TYPE 5B
SCALE 1:10

- (Z10 220C) 75 WIDTH x 40mm DEPTH CUMARU TIMBER BY KENT STAINLESS OR EQUAL AND APPROVED
- 5mm OPEN JOINT
- (Z10 220C) 40mm WIDTH x 40mm DEPTH CUMARU TIMBER. FIXINGS TO BE PROVIDED FROM BACK WITH NO VISIBLE SCREW BY KENT STAINLESS OR EQUAL AND APPROVED
- (Q25 310C) PAVING TYPE 2A 350mm WIDTH x 600mm LENGTH x 50mm DEPTH GRANITE PAVING BY MARSHALLS OR EQUAL APPROVED
- HATCH DENOTES TIMBER DIMENSIONS TO BE ADJUSTED TO ALIGN WITH PAVING JOINTS
- (Z10 220C) 40mm WIDTH x 40mm DEPTH CUMARU TIMBER. FIXINGS TO BE PROVIDED FROM BACK WITH NO VISIBLE SCREW BY KENT STAINLESS OR EQUAL AND APPROVED
- (Q10 140C) VARIES LENGTH X MIN 130mm HEIGHT x 6mm THICK CORTEN EDGE BY KENT STAINLESS OR EQUAL AND APPROVED

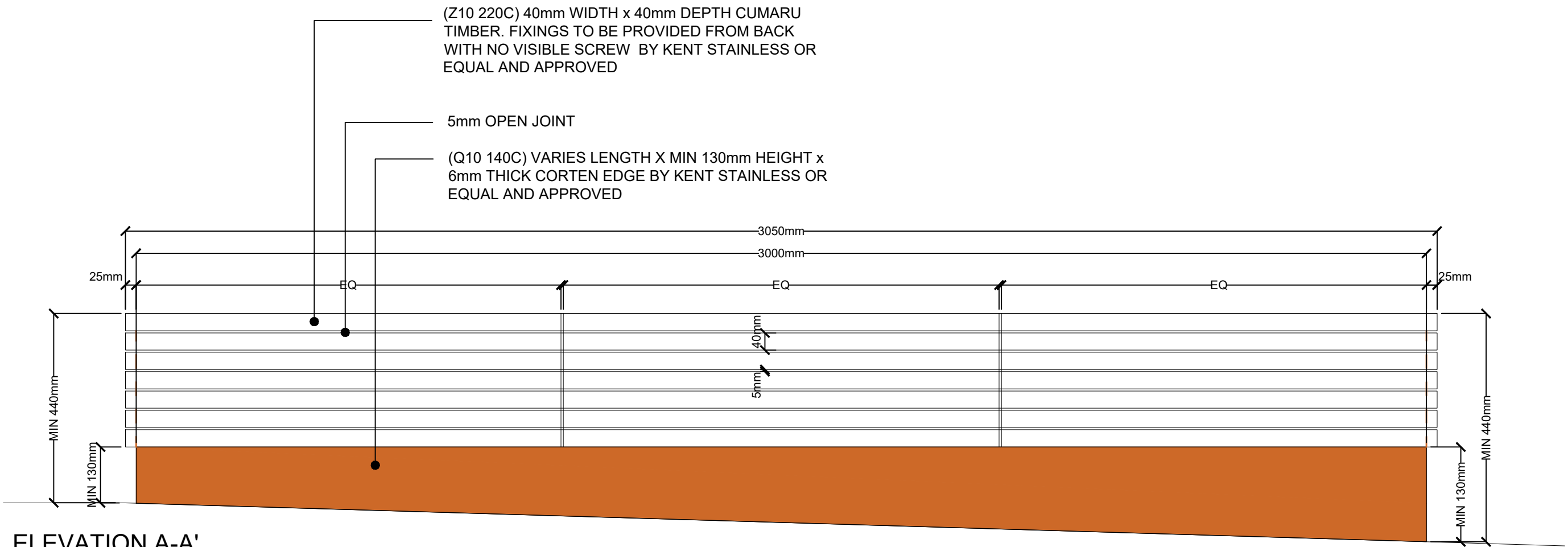


ELEVATION B-B
SCALE 1:10



ELEVATION C-C
SCALE 1:10

- NOTE :
- THE BENCHES NEED TO PROVIDE ACCESS TO THE TIMBER FOR REPLACEMENT
 - THE LIGHTING WITHIN THE END PANEL TO BE ACESABLE FOR REPLACEMENT.IT IS THE INTENTION THAT THE HORIZONTAL TIMBER UNITS ARE TO BE REMOVABLE TO ALLOW ACCESS TO THE LIGHTING LED STRIP AND THE CABLE DRIVER.
 - METAL PLATE TO BE PROVIDED BENEATH BENCHES ARE TO BE LITTER PROOF AND WEATHERPROOF.
 - NOMINAL FALLS TO BE MAINTAINED ON THE BENCH SEATS TO ALLOW FOR WATER DRAINAGE
 - CONTRACTOR TO ENSURE NO VISIBLE FIXINGS ON THE TIMBER BENCH.



ELEVATION A-A'
SCALE 1:10

NOTE:
CONTRACTOR TO PROVIDE SHOP
DRAWINGS FOR REVIEW AND
APPROVAL PRIOR TO FABRICATION

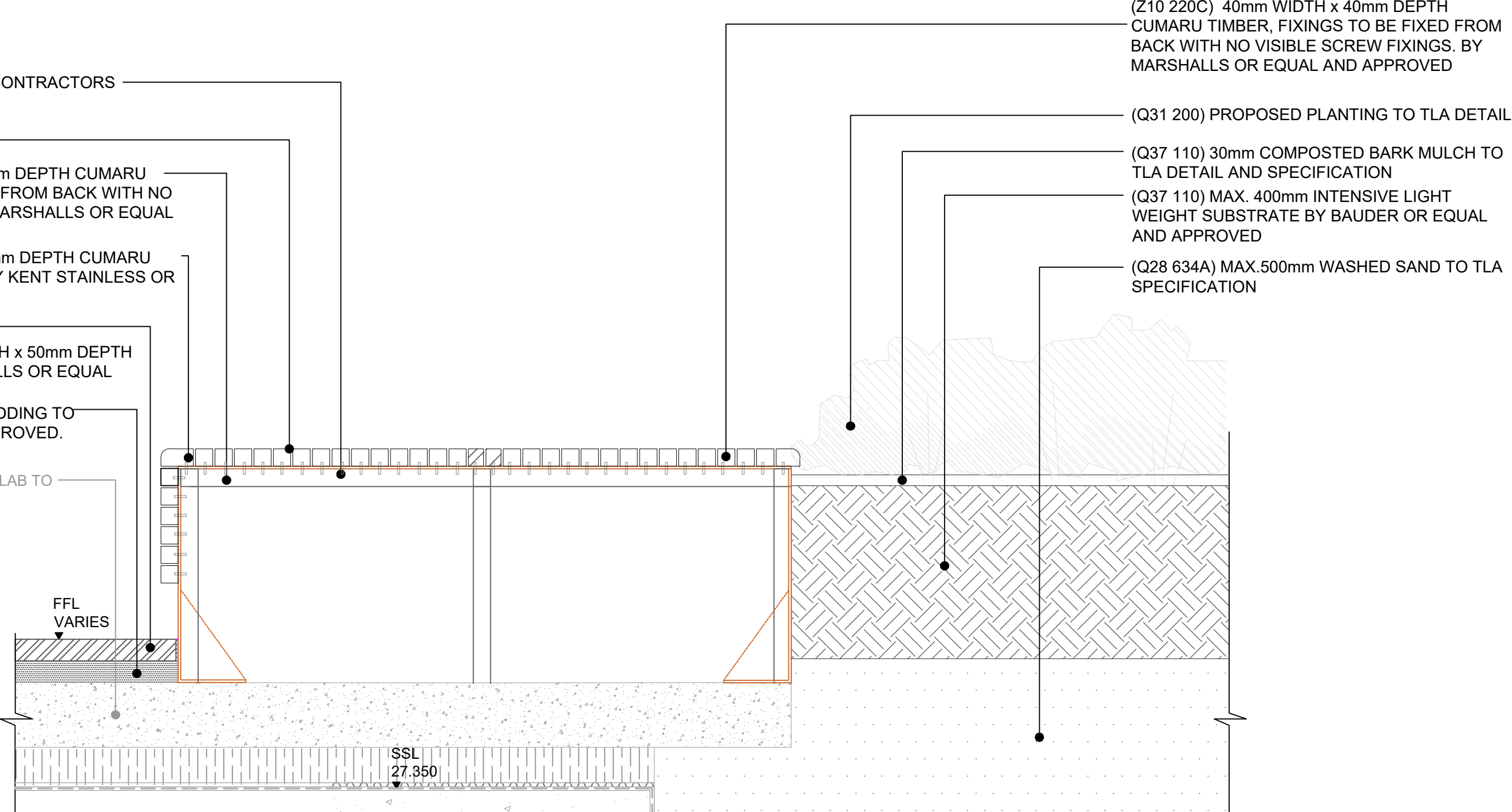
NOTE:
DRAWING TO BE READ IN CONJUNCTIN
WITH DETAIL TOWN667(04)6309 AND
TOWN667(04)6310
REFER TO DETAIL TOWN667(04)6307
FOR THE METAL PATTERN AT THE
BENCH ENDS.

METAL FRAME TO BENCH TO CONTRACTORS
DETAIL AND SPECIFICATION

5mm OPEN JOINT

- (Z10 220C) 40mm WIDTH x 40mm DEPTH CUMARU TIMBER. FIXINGS TO BE FIXED FROM BACK WITH NO VISIBLE SCREW FIXINGS. BY MARSHALLS OR EQUAL AND APPROVED
- (Z10 220C) 70 mm WIDTH x 40mm DEPTH CUMARU TIMBER WITH 20mm RADIUS BY KENT STAINLESS OR EQUAL AND APPROVED
- (Q25 310C) PAVING TYPE 2A 350mm WIDTH x 600mm LENGTH x 50mm DEPTH GRANITE PAVING BY MARSHALLS OR EQUAL APPROVED
- (Q25 440A) 40mm TUFFBAU BEDDING TO STEINTEC OR EQUAL AND APPROVED.

REINFORCED PAVING QUALITY SLAB TO
ENGINEERS DETAIL



SECTION D-D
SCALE 1:10

GENERAL NOTES

- DO NOT SCALE DRAWING.
- ALL SETTING OUT, LEVELS AND DIMENSIONS TO BE AGREED ON SITE.
- THE DIMENSIONS OF ALL MATERIALS MUST BE CHECKED ON SITE BEFORE BEING LAID OUT.
- THIS DRAWING MUST BE READ WITH THE RELEVANT SPECIFICATION CLAUSES AND DETAIL DRAWINGS.
- ORDER OF CONSTRUCTION AND SETTING OUT TO BE AGREED ON SITE.

HEALTH AND SAFETY INFORMATION

REFER TO HEALTH AND SAFETY FILE.

Rev	Description	Date
00	First Issue	20.06.19
01	Stage 4 Tender Issue	28.06.19

CLIENT

British Land
45 Seymour Street, London W1H 7LX
Telephone: 020 7486 4466 Fax: 020 7935 5552
E-Mail info@britishland.com

CONSULTANT

TOWNSHEND
LANDSCAPEARCHITECTS

Northumberland House 303-306 High Holborn | London WC1V 7JZ
E-mail: tia@townshendia.com
Telephone: 020 7729 9333

PROJECT

REGENTS PLACE - 1 TRITON

TITLE

Detail 3.04 Bench Type 5 B

PROJECT NUMBER

667

SCALE (@ A1)

1:10

DATE

MAY 2019

DRAWN BY

FL

CHECKED BY

SP

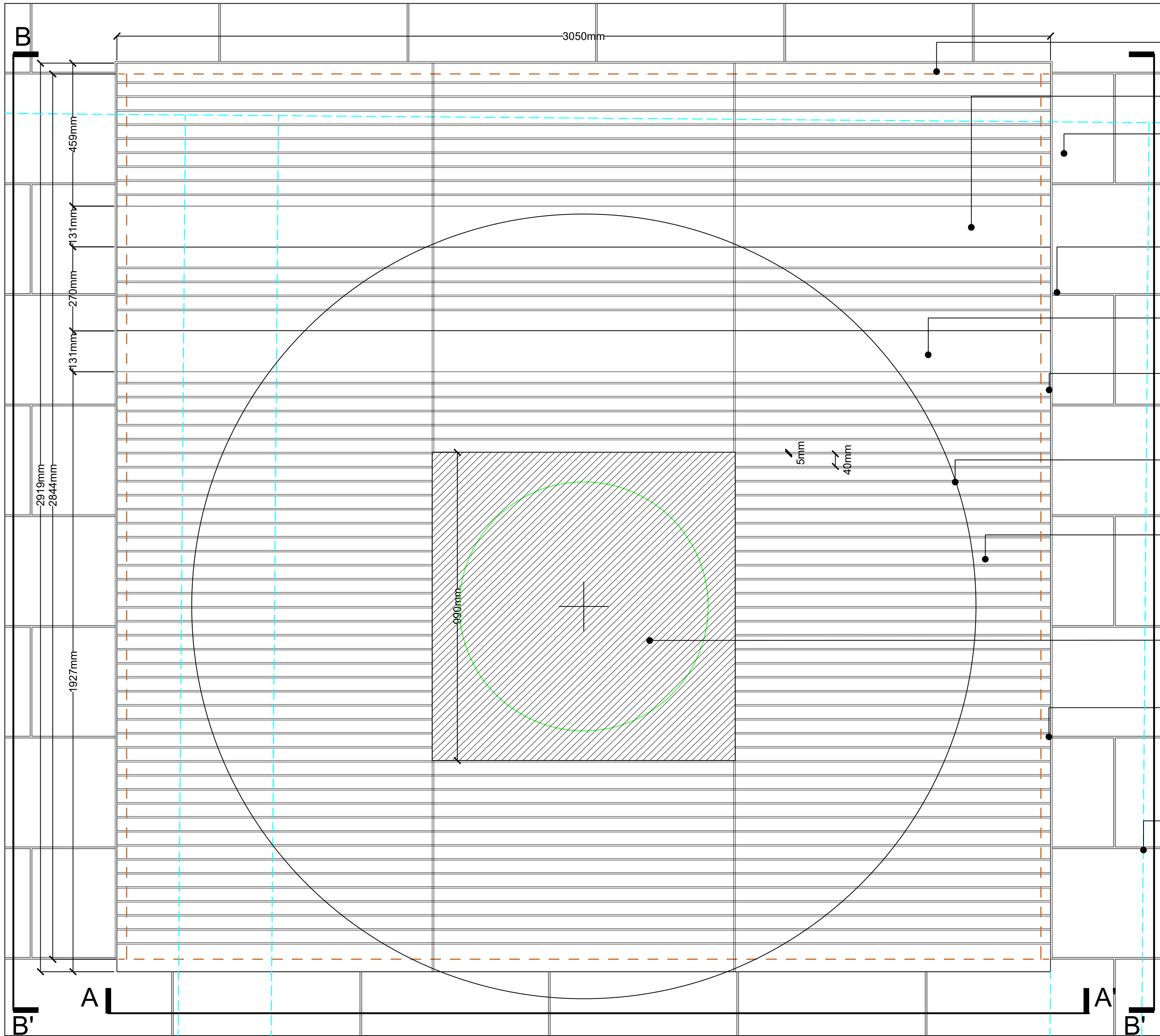
STAGE 4 - TENDER ISSUE

DRAWING NUMBER

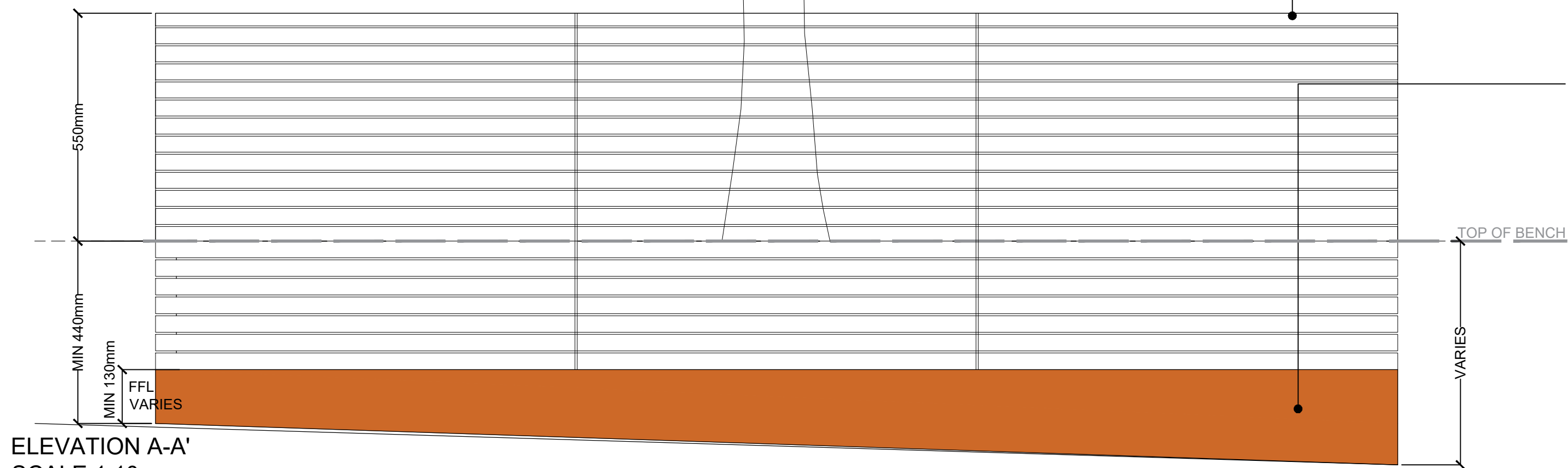
TOWN667(04)6305

REV

01

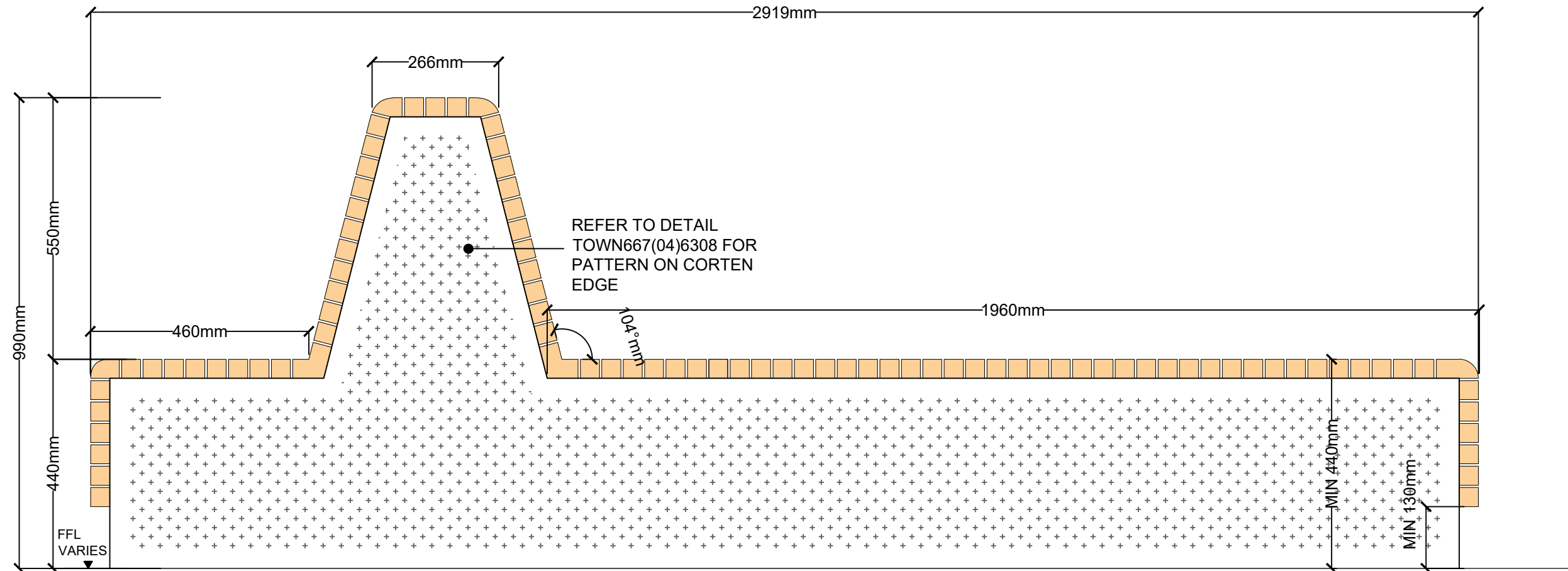


DETAIL 3.06A - DETAIL PLAN
BENCH TYPE 6
SCALE 1:10

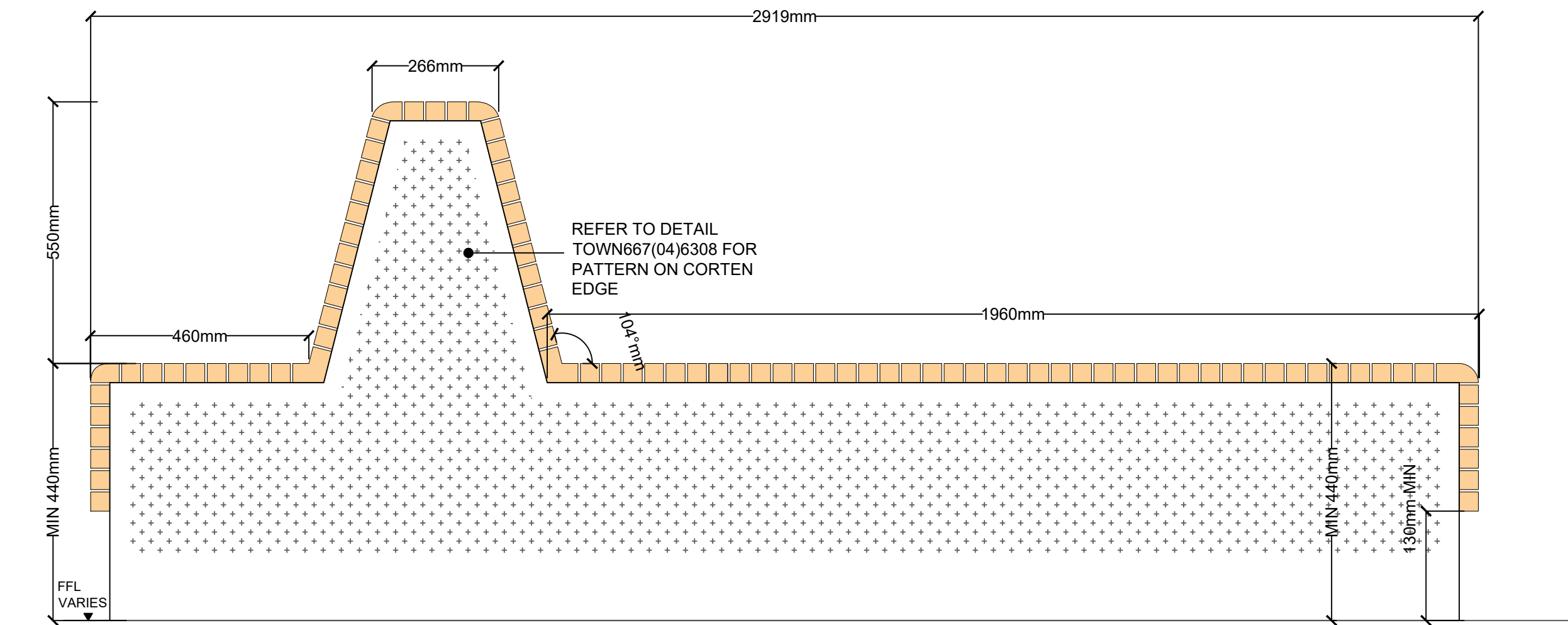


ELEVATION A-A'
SCALE 1:10

- EDGE OF METAL FRAME
- BACKREST ZONE DETAIL REFER TO ELEVATION
- (Q25 310C) PAVING TYPE 2A
350mm WIDTH x 600mm LENGTH x 50mm DEPTH GRANITE PAVING BY MARSHALLS OR EQUAL APPROVED
- (Q25 440) 5.5mm TUFFGROUT JOINT COLOURED TO MATCH PAVING BY STEINTEC OR EQUAL AND APPROVED
- BACKREST ZONE DETAIL REFER TO ELEVATION
- (Q10 140C) VARIES LENGTH X MIN 130mm HEIGHT x 6mm THICK CORTEN EDGE BY KENT STAINLESS OR EQUAL AND APPROVED
- EXISTING TREE
- (Z10 200C) 40mm WIDTH x 40mm DEPTH CUMARU TIMBER, FIXINGS TO BE FIXED FROM BACK WITH NO VISIBLE SCREW FIXINGS BY MARSHALLS OR EQUAL AND APPROVED
- (Z11 320F) CORTEN GRILL TO EXISTING TREE. TREE ROOTBALL TO BE SURVEYED TO DETERMINE EXTENT AND LEVEL OF GRILL
- (Q10 140C) VARIES LENGTH X MIN 130mm HEIGHT x 6mm THICK CORTEN EDGE BY KENT STAINLESS OR EQUAL AND APPROVED
- EXISTING STRUCTURAL SLAB EXTENT



ELEVATION B-B'
SCALE 1:10



ELEVATION C-C'
SCALE 1:10

NOTE :

NOTE :

- 1) BENCH TYPE 6 HAS TWO SUB-TYPES. SUB-TYPE1 WILL HOUSE TWO PPA AND SUB-TYPE 2 WILL HOUSE PPA AND PPB.
- 2) IT IS THE INTENTION TO PROVIDE ACCESS TO THESE UNITS THROUGH LIFT-ABLE LIDS WITH GAS STRUTS DESIGNED FOR REGULAR USE.
- 3) THE OPENING AT THE BOTTOM OF THE BENCHES PROVIDES ALLOWANCE FOR SELF CLOSING DOOR WITH A SPRING HINGE TO PLUG THE COMMANDO SOCKET WITHIN THE BENCH AND CLOSE WHEN IN USE.
- 4) THE BENCHES NEED TO PROVIDE ACCESS TO THE TIMBER FOR REPLACEMENT
- 5) THE LIGHTING WITHIN THE END PANEL TO BE ACESABLE FOR REPLACEMENT.IT IS THE INTENTION THAT THE HORIZONTAL TIMBER UNITS ARE TO BE REMOVABLE TO ALLOW ACCESS TO THE LIGHTING LED STRIP AND THE CABLE DRIVER.
- 6) METAL PLATE TO BE PROVIDED BENEATH BENCHES ARE TO BE LITTER PROOF AND WEATHERPROOF.
- 7) NOMINAL FALLS TO BE MAINTAINED ON THE BENCH SEATS TO ALLOW FOR WATER DRAINAGE.
- 8) CONTRACTOR TO ENSURE NO VISIBLE FIXINGS ON THE TIMBER BENCH.

NOTE:
CONTRACTOR TO PROVIDE SHOP DRAWINGS FOR REVIEW AND APPROVAL PRIOR TO FABRICATION

NOTE:
DRAWING TO BE READ IN CONJUNCTIN WITH DETAIL TOWN667(04)6307 AND TOWN667(04)6308 REFER TO DETAIL TOWN667(04)6308 FOR THE METAL PATTERN AT THE BENCH ENDS.

GENERAL NOTES

1. DO NOT SCALE DRAWING.
2. ALL SETTING OUT, LEVELS AND DIMENSIONS TO BE AGREED ON SITE.
3. THE DIMENSIONS OF ALL MATERIALS MUST BE CHECKED ON SITE BEFORE BEING LAID OUT.
4. THIS DRAWING MUST BE READ WITH THE RELEVANT SPECIFICATION CLAUSES AND DETAIL DRAWINGS.
5. ORDER OF CONSTRUCTION AND SETTING OUT TO BE AGREED ON SITE.

HEALTH AND SAFETY INFORMATION

REFER TO HEALTH AND SAFETY FILE.

Rev	Description	Date
00	First Issue	20.06.19
01	- Stage 4 Tender Issue	28.06.19

CLIENT

British Land
45 Seymour Street, London W1H 7LX
Telephone: 020 7486 4466 Fax: 020 7935 5552
E-Mail: info@britishland.com

CONSULTANT

TOWNSHEND
LANDSCAPEARCHITECTS

Northumberland House 303-306 High Holborn | London WC1V 7JZ
E-mail: tia@townshendia.com
Telephone: 020 7729 9333

PROJECT

REGENTS PLACE - 1 TRITON

TITLE

Detail 3.06 Bench Type 6

PROJECT NUMBER

667

SCALE (@ A1)

1:10

DATE

MAY 2019

DRAWN BY FL

CHECKED BY SP

DRAWING NUMBER

TOWN667(04)6306

REV

01

STAGE 4 - TENDER ISSUE