






















LEGEND (PLAY ITEMS)

	Playtop safety surfacing, porous rubber crumbs, 'Rainbow Green' sub-base to Engineer's recommendation
	Chercon Flat top edging 50mmW x 150mmD x 514mmHL
	Wicksteed Playscapes, Timber play 'Pony' Play area 3600 x 4300mm Surfacing requirements corresponding to a fall height of 5.050 m
	Wicksteed Playscapes, Timber 'Bee' sculpture Play area 3000 x 3200mm Surfacing requirements corresponding to a fall height of 5.100 m
	Wicksteed Playscapes, 'Freddie Frog' sit in spring mobile Play area 3880 x 3365mm Surfacing requirements corresponding to a fall height of 5.100 m
	Wicksteed Playscapes, 'Tony Turtle' sit in spring mobile Play area 3880 x 3365mm Surfacing requirements corresponding to a fall height of 5.100 m
	Wicksteed Playscapes, 'Messy Kitchen' Play area 2803 x 1548mm Wicksteed Playscapes, 'Rainwheel'
	Wicksteed Playscapes, 'Junior Comet' Play area 5300 x 5300mm Surfacing requirements corresponding to a fall height of 5.100 m
	Wicksteed Playscapes, Trampoline (built in) Play area 5000 x 5000mm Surfacing requirements corresponding to a fall height of 5.100 m
	Wicksteed Playscapes, Timber 2 seat Swing Play area 7900 x 3500mm Surfacing requirements corresponding to a fall height of 5.140 m
	Wicksteed Playscapes, Sessaw Spring Play area 4200 x 3210mm Surfacing requirements corresponding to a fall height of 5.100 m
	Wicksteed Playscapes, Talking Flowers x 2
	Wicksteed Playscapes, 'Dizzy Disc' Play area 3000 x 3000mm Surfacing requirements corresponding to a fall height of 5.125mm
	Wicksteed Playscapes, Hammock Play area 2803 x 1548mm
	Wicksteed Playscapes, Timber 'Shilt' 5 posts Play area 8935 x 9165mm Surfacing requirements corresponding to a fall height of 5.25 m
	Wicksteed Playscapes, Wicksteed Playscapes, Forest Range 'Gawdy' with steel slide Play area 1554 x 10182mm Surfacing requirements corresponding to a fall height of 5.25 m
	Wicksteed Playscapes, MUGA Duex Championship MUGA - 10m x 15m x 3M - 2 gates
	Exceter, Banco Kurl bench, 1800mm L x 610mm W x 830mm H or 600 L x 610W x 830 with backrest/460 to seat H mm.
	Bespoke seating built into planters - rendered seat and back, 30 X 30mm section x 1120 and 1200mm lengths, refer to drawing ref: AGC377-AL-HD-3-003
	Timberplay, Moon timber bench, 1190 1800 L x 770mm W x 400mm H and 1190 3000 L x 740mm W x 760mm H with backrest and 2190 3000 L x 740mm W x 400mm H without backrest
	Timber, Cube Seat, Terence Whinwell solid oak cube seat 450L x 450W x 550mmH

- Play Deck Detail Plans,** refer to drawings AGC377-AL-HD-3-016 & 017 Timber bespoke bench seating for MUGA spectator viewing and a central raised plinth to deck
- Stepped access with handrail provision and seating steps
  - Inclined planes of timber deck to take proprietary rope climbing course, proprietary bouldering hand holds
  - Vertical timber structure to support proprietary climbing hand holds, ladder, rope climb and hoop climbing elements
  - Disk inlays of proprietary rubber compound material to form play pattern and provide anti-slip surfaces.
  - Bespoke metalwork pole forest
  - Bespoke stepping stone and stool seating play element
  - Bespoke galvanised grill, fixings and supports to close out the aperture in the deck around the existing tree.
  - The deck is to include anti-vermin galvanised steel mesh fixed to underside of deck boards with buried ends to form a continuous envelope below the deck.
  - Fill material to close out the void below the deck to comprise proprietary lightweight expanded clay granules.

**Notes**  
Plan to be read in conjunction with the engineer and landscape drawings:

- No measurements to be scaled off drawing. Worked from figured dimensions only. Drawings for planning purposes only and based on drawings AG377-AL-HD-1-002, 003,004 & 005. No design responsibilities accepted.

All dimensions shown on drawing are shown in millimetres unless otherwise stated.

All dimensions and levels to be checked on site. Landscape Architect to be notified immediately of any discrepancies prior to the commencement of works.

## JO WILD LANDSCAPES

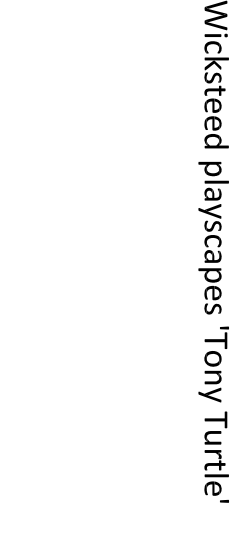
Landscape Architect  
Tel: 07867 336 117  
Email: jimwild@btinternet.com

Client: Hill Partnerships Ltd  
Project: Agri Cove - Phase 1B  
Drawing Title: Play equipment  
Scale: 1:200 @ A2  
Date: June 2017  
Revision Number: B

Drawing Number: 194206




Wicksteed playscapes 'Freddie Frog'



Wicksteed playscapes 'Tony Turtle'



Wicksteed playscapes 'Bee Seat'



Wicksteed playscapes 'Messy Kitchen'



Wicksteed playscapes 'Talking Flowers'




Wicksteed playscapes 'Trampoline'




Wicksteed playscapes 'Dizzy Disc'



Wicksteed playscapes 'Junior Comet'



Wicksteed playscapes 'Hammock'



Wicksteed playscapes 'Shilt'



Wicksteed playscapes 'Gwydyr'



Wicksteed playscapes 'Cope'



Wicksteed playscapes '2 seat log swing'



Wicksteed playscapes 'Springboard Sessaw'

