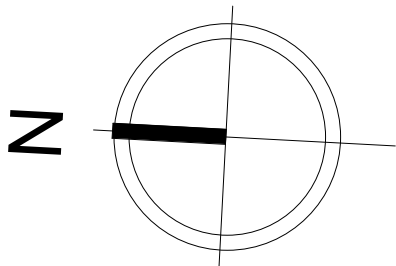


All dimensions to be verified on site by Main Contractor before the start of any shop drawings or work whatsoever either on their own behalf or that of sub-contractors.

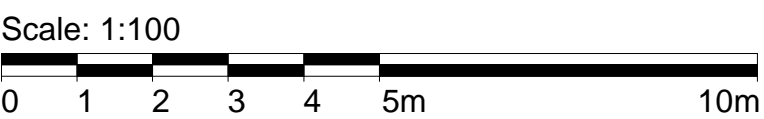
Report any discrepancies to the Contract Administrator at once.

This drawing is to be read with all relevant Architect's and Engineer's drawings and other relevant information.

© Ingleton Wood LLP



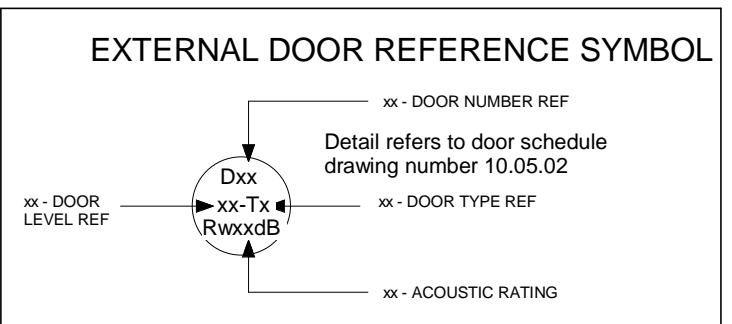
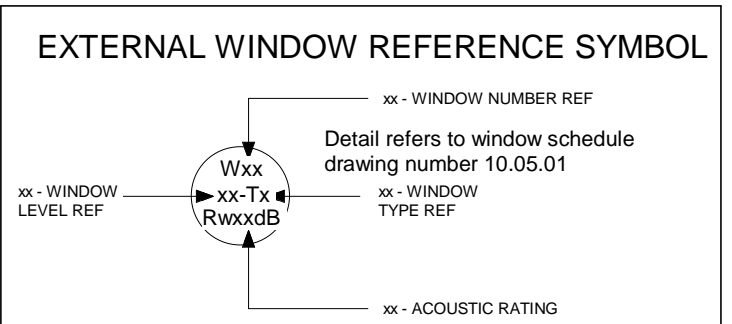
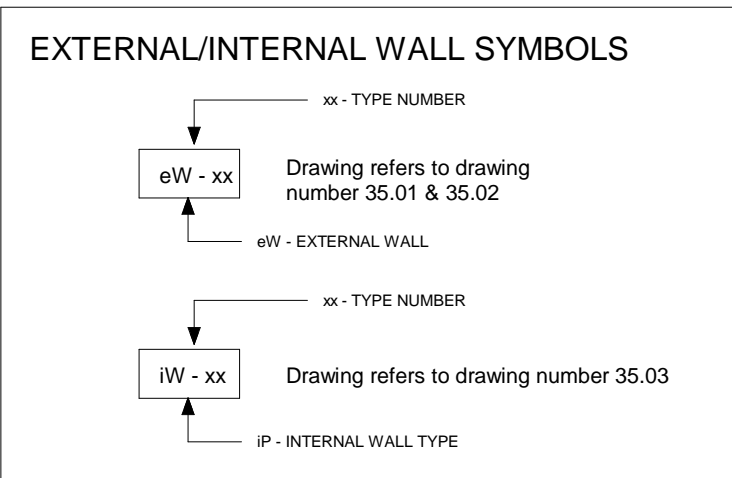
LEGEND: DO NOT SCALE



Roof penetration

Refer to table below for drawing references	
Drawing Type	Series
Unit Type Setting Out	15.01
Kitchen Types	15.21
Bathroom Types	15.41
Sections	16.01
Elevations	17.01
Construction Details	35.01
Communal/Plant Areas	15.80
Window/Door schedules	10.5.01

All dimensions to coordinated brick sizes, structural openings in windows/doors, end of walls or returns to walls.



Masonry Wall Tie Spacing		
	Horizontal Spacing	Vertical Spacing
Distance along wall	Max. 900mm	Max. 450mm
Distance from Openings, Roof Verges, Movement Joints	Max. 300mm	Max. 300mm

Note: Wall ties along wall may correspond to table above or alternatively be spaced such as not to be less than 2.5 ties/m². Wall ties to be installed to manufacturer instructions

E	28.02.19	Planning Issue	LS	JR
D	19.12.17	Mansafe added	ET	JR
C	06.12.17	For Construction	ET	JR
B	28.04.17	Amendments made to suit clients comments following white line exercise	JR	JR
A	24.11.15	Preliminary Issue	JR	LS

Rev:	Date:	Description:	Chk:	Apr:
------	-------	--------------	------	------

Scale @ A1:	Issuing Office:	Project No:
As indicated	London	84923

Status:	Purpose of Issue:
S4	For Planning



Billericay
Cambridge
Colchester
London
Norwich

London
1 Alie Street
London E1 8DE

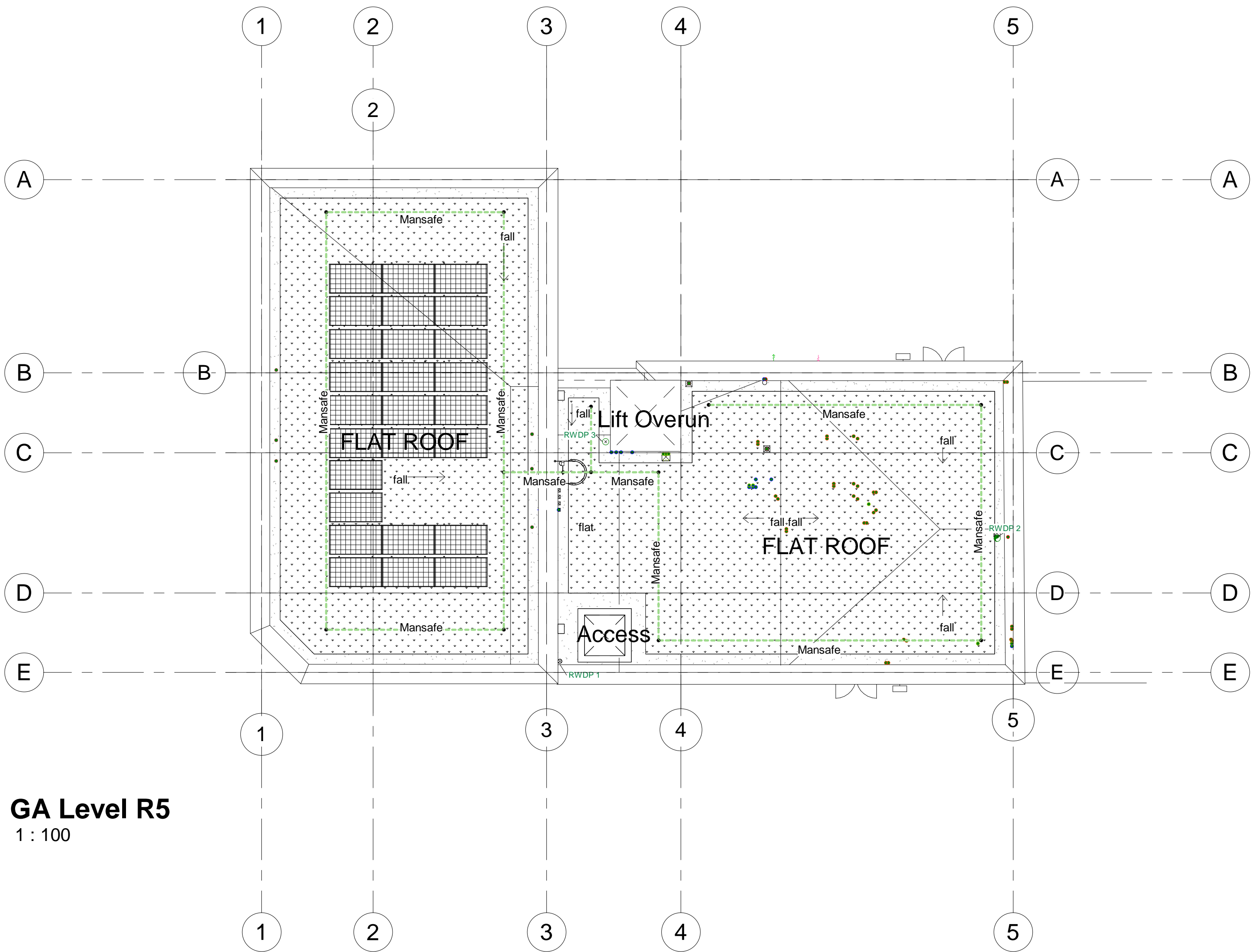
T: 020 7680 4400
www.ingletonwood.co.uk

Project:
Regents Park Estate
Plot 6 - The Victory Pub
London
NW1 4BX

Drawing Title:
General Arrangement - Roof

Client:
Lovell Partnership Ltd.

File Ref:	Revision:
TVP - IW - XX - ZZ - DR - A - 12.04	E



GA Level R5
1 : 100