

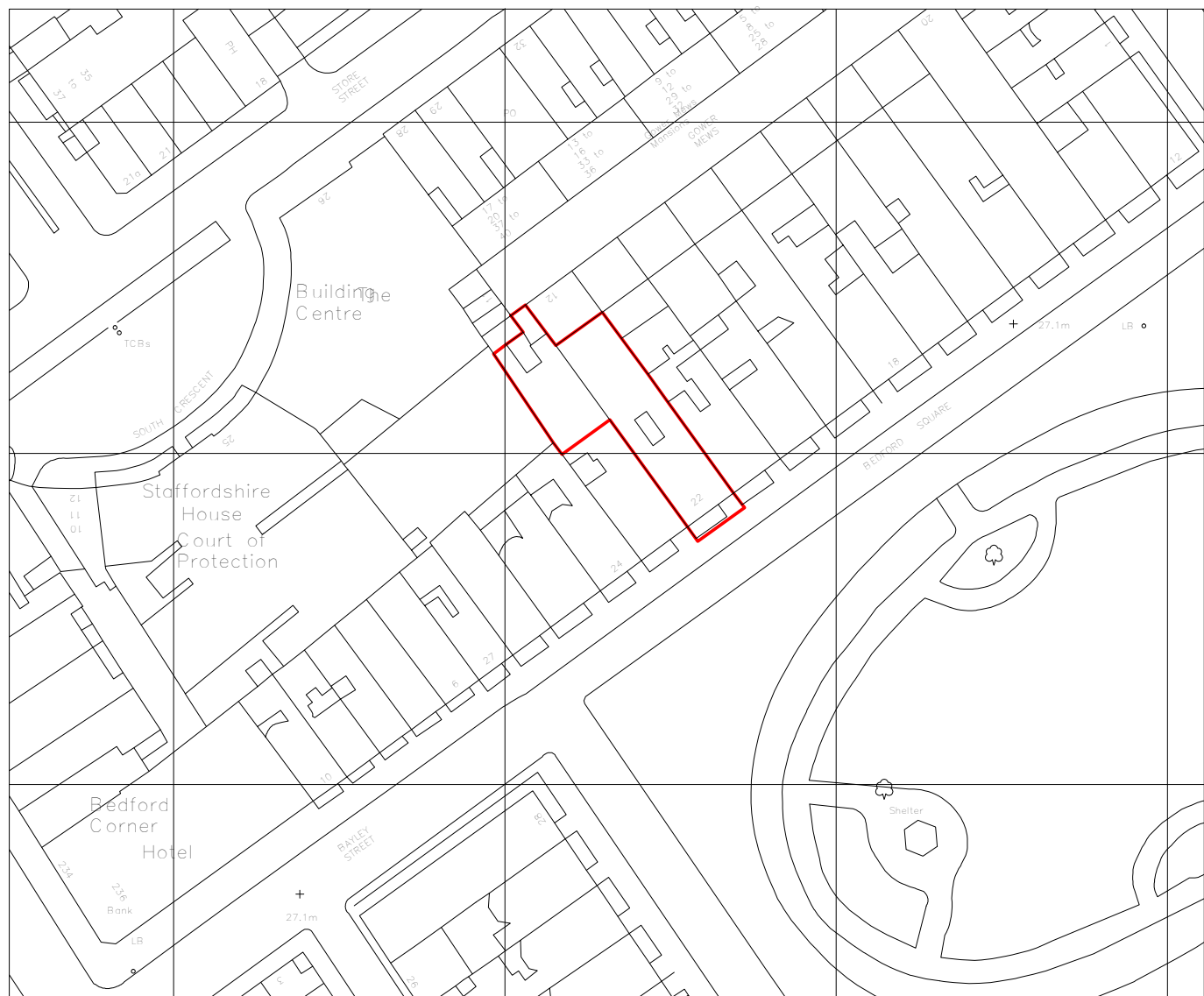


1 Existing Elevation - Front / Bedford Sq  
Scale 1 : 100



2 Proposed Elevation - Front / Bedford Sq  
Scale 1 : 100

- Brickwork:**
- Clean Bedford Square and courtyard facades using 'Doff' or similar steam cleaning system (Essentially water cleaning / non-abrasive).
- Metalwork:**
- Repair and repaint where necessary.
- Front door:**
- Remove plywood patches from redundant sign fixings and make good.
  - Repaint door & surround.
  - Refurbish ironmongery.
- Window units:**
- Repair frames as appropriate and redecorate throughout.
  - Refurbish/replace internal ironmongery.
  - Retain existing external sash pulls.
- Planting:**
- Allow for new window boxes and entrance features.



Location Plan @ 1:2500



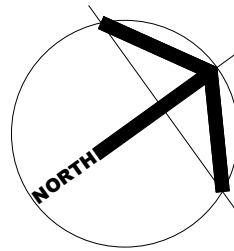
PHOTOGRAPH OF EXISTING ENTRANCE



PHOTOGRAPH OF FACADE

#### GENERAL NOTES

1. IT IS THE CONTRACTORS RESPONSIBILITY TO ENSURE THAT DESIGN PRINCIPLES, CALCULATIONS, DRAWINGS AND FINAL CONSTRUCTION MUST CONFORM TO THE CURRENT BUILDING REGULATIONS, THE CDM REGULATIONS, THE RELEVANT BRITISH OR EUROPEAN CODES OF PRACTICE AS APPROPRIATE.
2. CONTRACTOR MUST VERIFY ALL SITE DIMENSIONS, DRAWINGS, DETAILS AND SPECIFICATIONS AND REPORT ANY DISCREPANCIES TO EDGE ARCHITECTURE + DESIGN BEFORE PROCEEDING WITH ANY WORK.
3. ALL REQUESTED DRAWINGS SHOWING FIXINGS AND CONSTRUCTION DETAILS ARE REQUIRED TO BE APPROVED BY EDGE ARCHITECTURE + DESIGN PRIOR TO COMMENCEMENT OF WORK.
4. ALL SPECIFIED ITEMS ARE TO BE INSTALLED IN ACCORDANCE WITH THE MANUFACTURERS RECOMMENDATIONS.
5. ANY DIMENSIONS ARE TO BE TAKEN FROM THE SETTING OUT PLAN ONLY AND ARE NOT TO BE SCALED FROM THE THE DRAWINGS.
6. THE CONTRACTOR IS TO CHECK AND APPRAISE ALL DESIGN SHOP FITTING AND CONSTRUCTION DETAILS AND OFFER ALTERNATIVES TO THE DESIGNER FOR APPROVAL.
7. THIS DRAWING IS TO BE READ IN CONJUNCTION WITH THE OTHER RELEVANT CONSULTANTS DRAWINGS & EDGE ARCHITECTURE + DESIGN DRAWING LIST.
8. COPYRIGHT OF EDGE ARCHITECTURE + DESIGN LIMITED. NOT TO BE REPRODUCED.



DESIGN INTENT ONLY

A	15.06.19	For Planning	WM
REV	DATE	ITEM	BY

<input type="checkbox"/>	INFORMATION ONLY
<input type="checkbox"/>	APPLICATION FOR LOCAL AUTHORITY
<input type="checkbox"/>	TENDER
<input type="checkbox"/>	CONSTRUCTION
<input type="checkbox"/>	FINAL ISSUE - FOR RECORD

**PROJECT** 22 Bedford Square  
London.  
WC1B 8RA

**TITLE** PLANNING EXISTING AND  
PROPOSED FACADE  
ELEVATIONS

<b>DRAWN</b>	<b>DATE</b>	<b>SCALE</b> @A1	<b>CHECKED</b>
WM	2019	1 : 100	NM
<b>PROJECT</b>	<b>NUMBER</b>	<b>REVISION</b>	
E189 076	00.220	A	

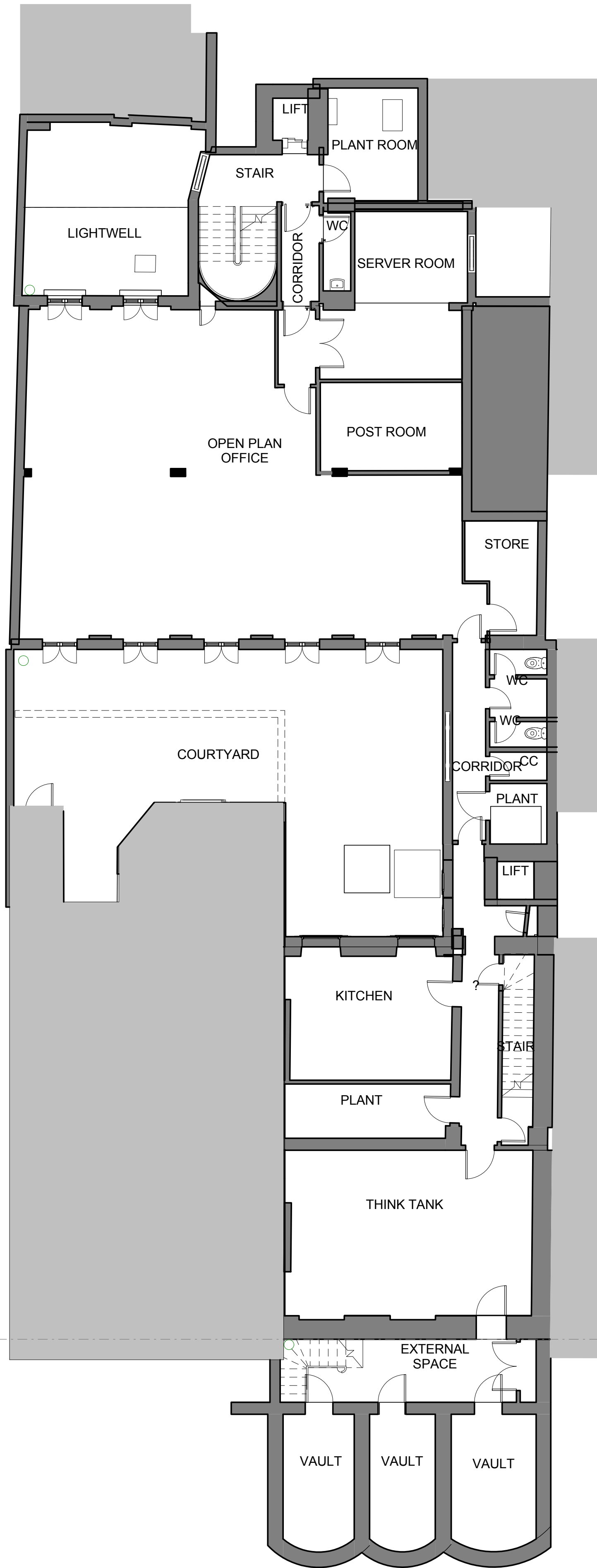
**EDGE**

**ARCHITECTURE +  
DESIGN**  
INTERIOR DESIGNERS &  
ARCHITECTURE CONSULTANTS

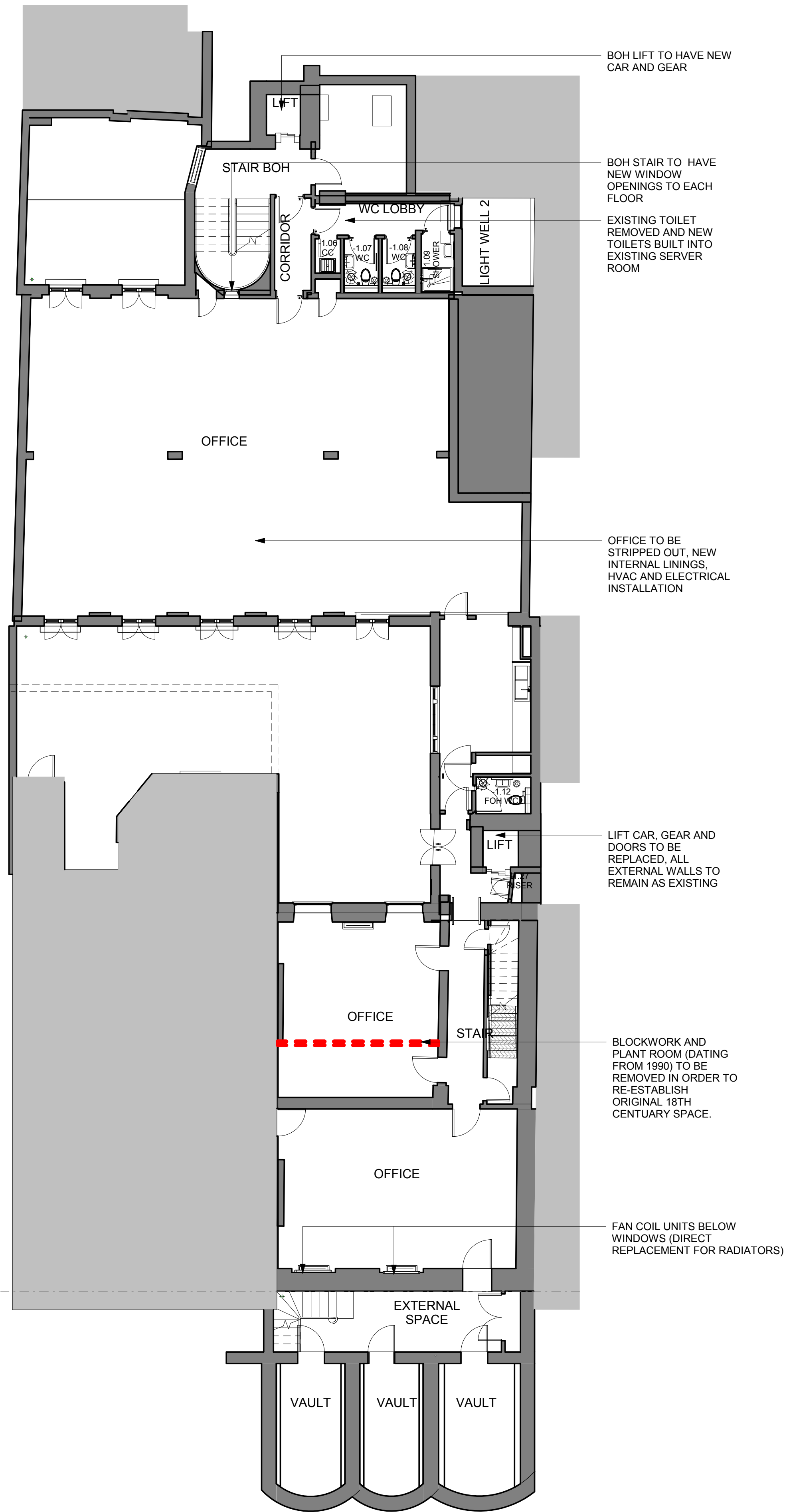
3RD FLOOR CHAPTER HOUSE,  
18-20 CRUCIFIX LANE,  
LONDON, SE1 3JW.

T: +44 (0)20 7993 9790  
WWW.EDGEGB.COM



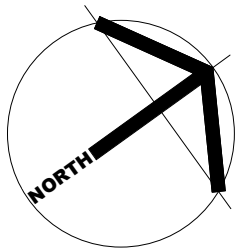


1 Existing Plan - Lower Ground Floor  
Scale: 1 : 100



2 Proposed Plan - Lower Ground Floor  
Scale: 1 : 100

- GENERAL NOTES
1. IT IS THE CONTRACTORS RESPONSIBILITY TO ENSURE THAT DESIGN PRINCIPLES, CALCULATIONS, DRAWINGS AND FINAL CONSTRUCTION MUST CONFORM TO THE CURRENT BUILDING REGULATIONS, THE CDM REGULATIONS, THE RELEVANT BRITISH OR EUROPEAN CODES OF PRACTICE AS APPROPRIATE.
  2. CONTRACTOR MUST VERIFY ALL SITE DIMENSIONS, DRAWINGS, DETAILS AND SPECIFICATIONS AND REPORT ANY DISCREPANCIES TO EDGE ARCHITECTURE + DESIGN BEFORE PROCEEDING WITH ANY WORK.
  3. ALL REQUESTED DRAWINGS SHOWING FIXINGS AND CONSTRUCTION DETAILS ARE REQUIRED TO BE APPROVED BY EDGE ARCHITECTURE + DESIGN PRIOR TO COMMENCEMENT OF WORK.
  4. ALL SPECIFIED ITEMS ARE TO BE INSTALLED IN ACCORDANCE WITH THE MANUFACTURERS RECOMMENDATIONS.
  5. ANY DIMENSIONS ARE TO BE TAKEN FROM THE SETTING OUT PLAN ONLY AND ARE NOT TO BE SCALED FROM THE THE DRAWINGS.
  6. THE CONTRACTOR IS TO CHECK AND APPRAISE ALL DESIGN SHOP FITTING AND CONSTRUCTION DETAILS AND OFFER ALTERNATIVES TO THE DESIGNER FOR APPROVAL.
  7. THIS DRAWING IS TO BE READ IN CONJUNCTION WITH THE OTHER RELEVANT CONSULTANTS DRAWINGS & EDGE ARCHITECTURE + DESIGN DRAWING LIST.
  8. COPYRIGHT OF EDGE ARCHITECTURE + DESIGN LIMITED. NOT TO BE REPRODUCED.



DESIGN INTENT ONLY

0 1 2 3 4 5 6 7 8  
1:100 - SCALE IN METERS

REV	DATE	ITEM	WM	BY
-----	------	------	----	----

- ☐ INFORMATION ONLY
- ☐ APPLICATION FOR LOCAL AUTHORITY
- ☐ TENDER
- ☐ CONSTRUCTION
- ☐ FINAL ISSUE - FOR RECORD

**PROJECT** 22 Bedford Square  
London.  
WC1B 8RA

**TITLE** PLANNING LOWER GRD  
GENERAL ARRANGEMENT

**DRAWN** WM **DATE** 2019 **SCALE** @A1 1 : 100 **CHECKED** NM

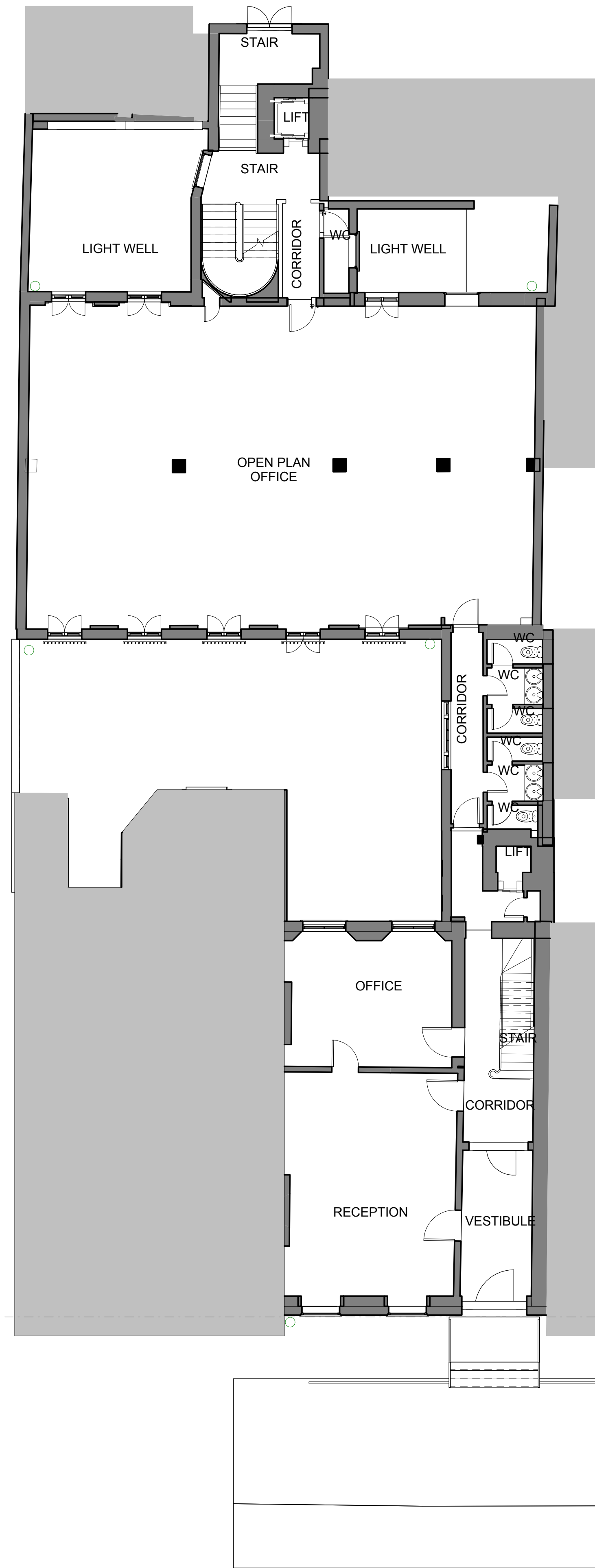
**PROJECT** E189 076 **NUMBER** 00.221 **REVISION** A

**EDGE**

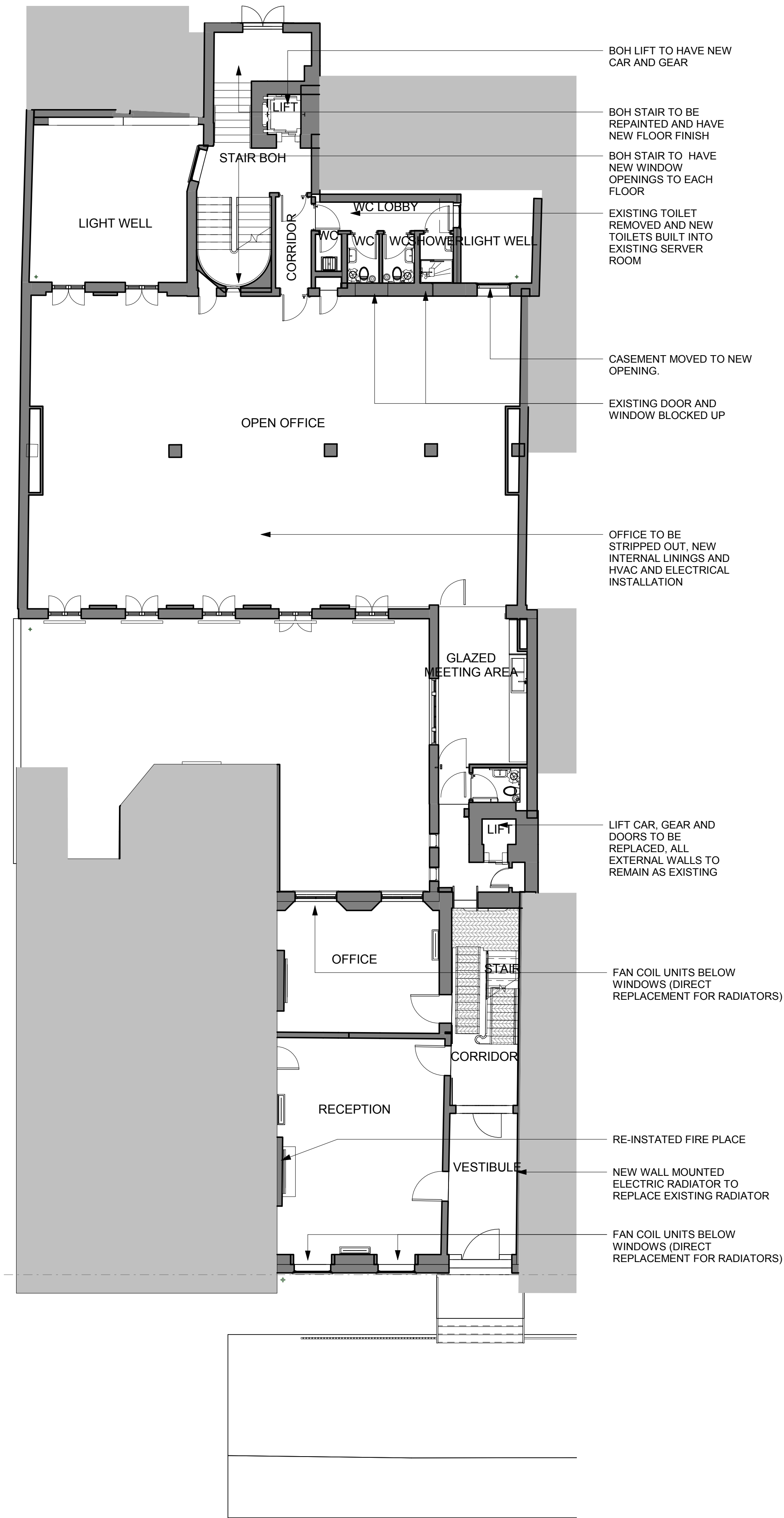
**ARCHITECTURE +  
DESIGN**  
INTERIOR DESIGNERS &  
ARCHITECTURE CONSULTANTS

3RD FLOOR CHAPTER HOUSE,  
18-20 CRUCIFIX LANE,  
LONDON, SE1 3JW.

T: +44 (0)20 7993 9790  
WWW.EDGEGB.COM

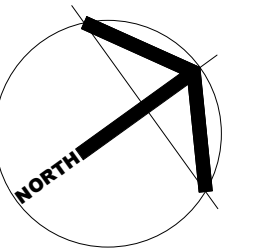


1 Existing Plan - Ground Floor  
Scale 1 : 100



2 Proposed Plan - Ground Floor  
Scale 1 : 100

- GENERAL NOTES
1. IT IS THE CONTRACTORS RESPONSIBILITY TO ENSURE THAT DESIGN PRINCIPLES, CALCULATIONS, DRAWINGS AND FINAL CONSTRUCTION MUST CONFORM TO THE CURRENT BUILDING REGULATIONS, THE CDM REGULATIONS, THE RELEVANT BRITISH OR EUROPEAN CODES OF PRACTICE AS APPROPRIATE.
  2. CONTRACTOR MUST VERIFY ALL SITE DIMENSIONS, DRAWINGS, DETAILS AND SPECIFICATIONS AND REPORT ANY DISCREPANCIES TO EDGE ARCHITECTURE + DESIGN BEFORE PROCEEDING WITH ANY WORK.
  3. ALL REQUESTED DRAWINGS SHOWING FIXINGS AND CONSTRUCTION DETAILS ARE REQUIRED TO BE APPROVED BY EDGE ARCHITECTURE + DESIGN PRIOR TO COMMENCEMENT OF WORK.
  4. ALL SPECIFIED ITEMS ARE TO BE INSTALLED IN ACCORDANCE WITH THE MANUFACTURERS RECOMMENDATIONS.
  5. ANY DIMENSIONS ARE TO BE TAKEN FROM THE SETTING OUT PLAN ONLY AND ARE NOT TO BE SCALED FROM THE THE DRAWINGS.
  6. THE CONTRACTOR IS TO CHECK AND APPRAISE ALL DESIGN SHOP FITTING AND CONSTRUCTION DETAILS AND OFFER ALTERNATIVES TO THE DESIGNER FOR APPROVAL.
  7. THIS DRAWING IS TO BE READ IN CONJUNCTION WITH THE OTHER RELEVANT CONSULTANTS DRAWINGS & EDGE ARCHITECTURE + DESIGN DRAWING LIST.
  8. COPYRIGHT OF EDGE ARCHITECTURE + DESIGN LIMITED. NOT TO BE REPRODUCED.



DESIGN INTENT ONLY

0 1 2 3 4 5 6 7 8

1:100 - SCALE IN METERS

REV	DATE	ITEM	WM	BY
A	15.06.19	For Planning		

<input type="checkbox"/>	INFORMATION ONLY
<input type="checkbox"/>	APPLICATION FOR LOCAL AUTHORITY
<input type="checkbox"/>	TENDER
<input type="checkbox"/>	CONSTRUCTION
<input type="checkbox"/>	FINAL ISSUE - FOR RECORD

**PROJECT** 22 Bedford Square  
London.  
WC1B 8RA

**TITLE** PLANNING GROUND FLOOR  
GENERAL ARRANGEMENT

DRAWN	DATE	SCALE @A1	CHECKED
WM	2019	1 : 100	NM

PROJECT	NUMBER	REVISION
E189 076	00.222	A

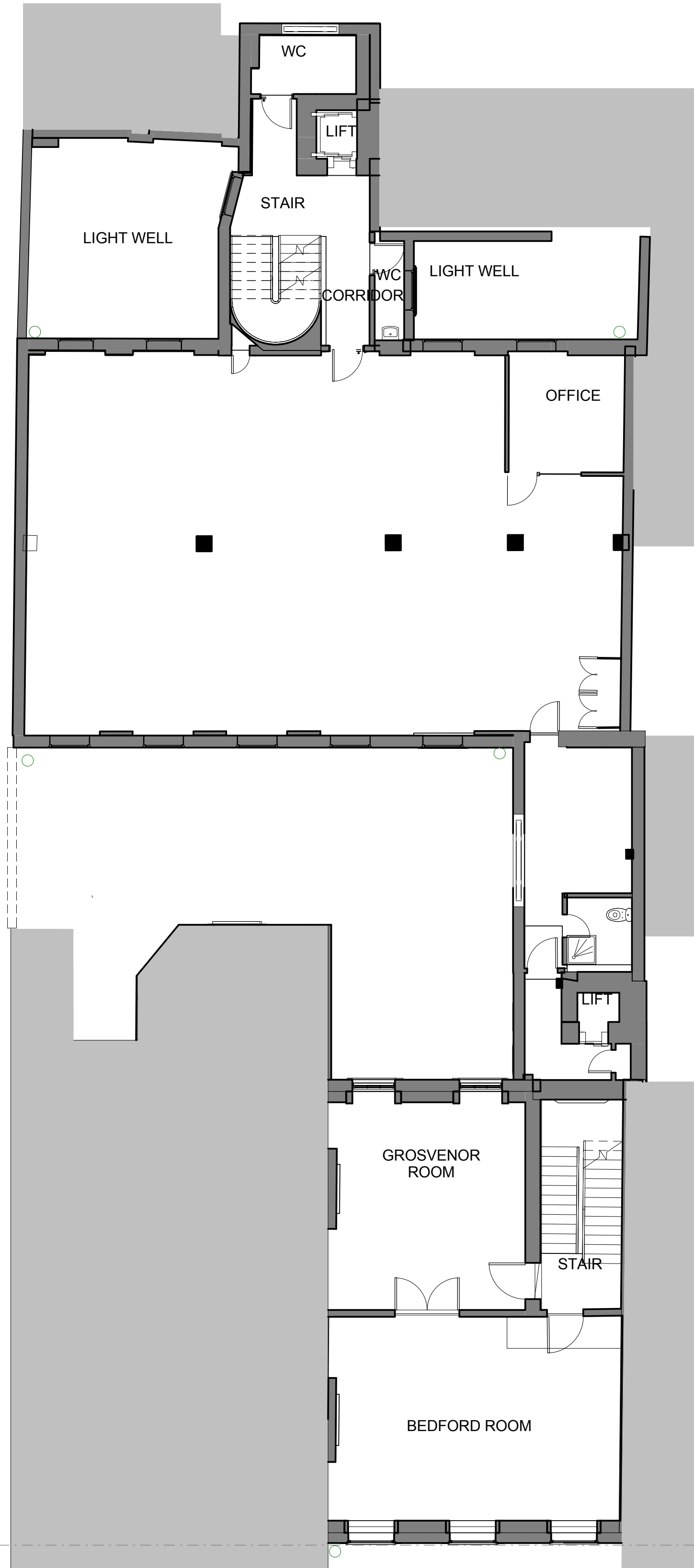
**EDGE**

**ARCHITECTURE + DESIGN**

INTERIOR DESIGNERS & ARCHITECTURE CONSULTANTS

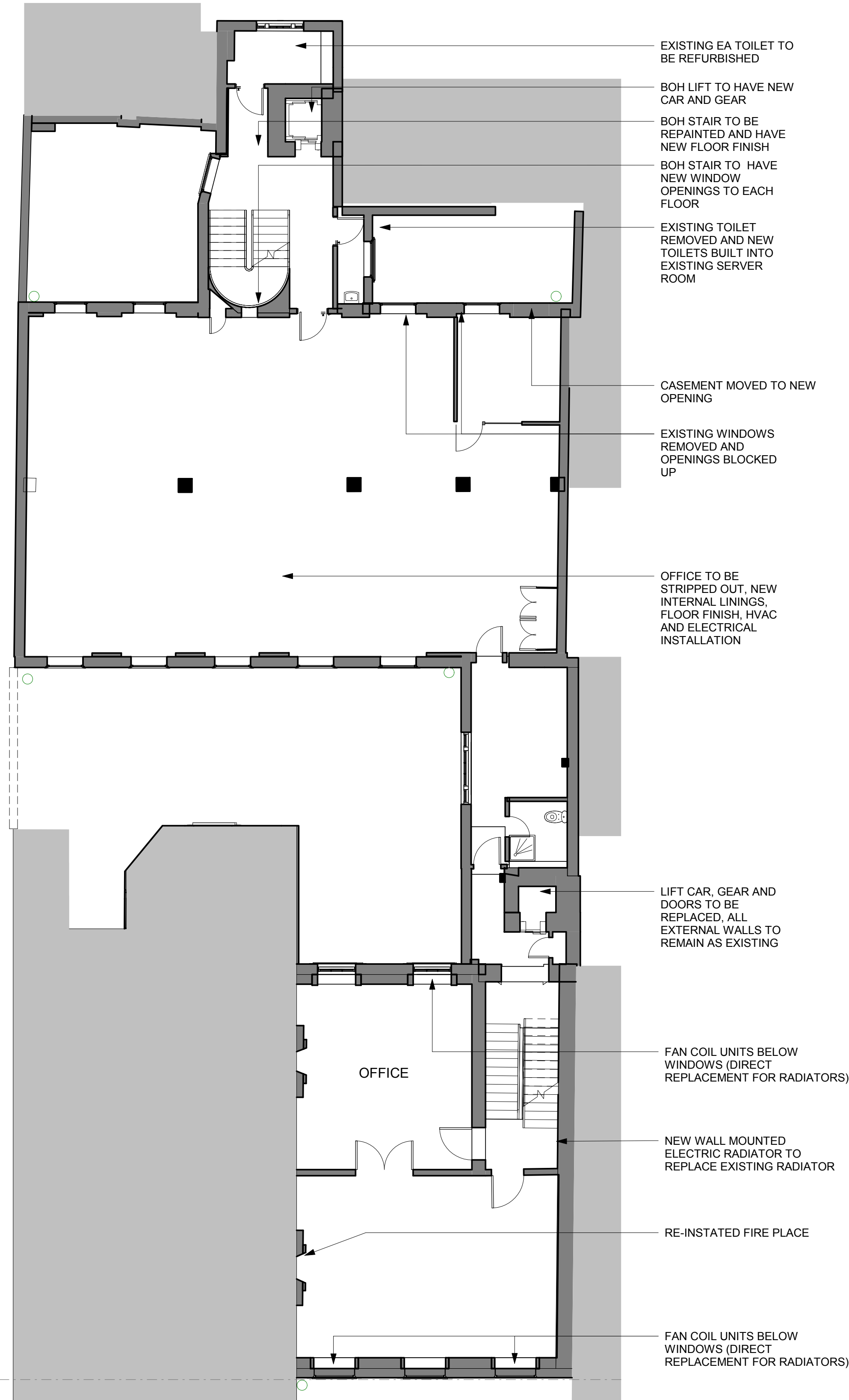
3RD FLOOR CHAPTER HOUSE,  
18-20 CRUCIFIX LANE,  
LONDON, SE1 3JW.

T: +44 (0)20 7993 9790  
WWW.EDGEGB.COM



1 Existing Plan - First Floor

Scale 1 : 100

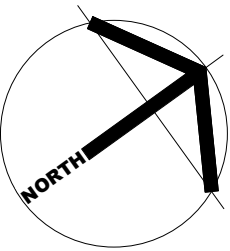


2 Proposed Plan - First Floor

Scale 1 : 100

GENERAL NOTES

1. IT IS THE CONTRACTORS RESPONSIBILITY TO ENSURE THAT DESIGN PRINCIPLES, CALCULATIONS, DRAWINGS AND FINAL CONSTRUCTION MUST CONFORM TO THE CURRENT BUILDING REGULATIONS, THE CDM REGULATIONS, THE RELEVANT BRITISH OR EUROPEAN CODES OF PRACTICE AS APPROPRIATE.
2. CONTRACTOR MUST VERIFY ALL SITE DIMENSIONS, DRAWINGS, DETAILS AND SPECIFICATIONS AND REPORT ANY DISCREPANCIES TO EDGE ARCHITECTURE + DESIGN BEFORE PROCEEDING WITH ANY WORK.
3. ALL REQUESTED DRAWINGS SHOWING FIXINGS AND CONSTRUCTION DETAILS ARE REQUIRED TO BE APPROVED BY EDGE ARCHITECTURE + DESIGN PRIOR TO COMMENCEMENT OF WORK.
4. ALL SPECIFIED ITEMS ARE TO BE INSTALLED IN ACCORDANCE WITH THE MANUFACTURERS RECOMMENDATIONS.
5. ANY DIMENSIONS ARE TO BE TAKEN FROM THE SETTING OUT PLAN ONLY AND ARE NOT TO BE SCALED FROM THE THE DRAWINGS.
6. THE CONTRACTOR IS TO CHECK AND APPRAISE ALL DESIGN SHOP FITTING AND CONSTRUCTION DETAILS AND OFFER ALTERNATIVES TO THE DESIGNER FOR APPROVAL.
7. THIS DRAWING IS TO BE READ IN CONJUNCTION WITH THE OTHER RELEVANT CONSULTANTS DRAWINGS & EDGE ARCHITECTURE + DESIGN DRAWING LIST.
8. COPYRIGHT OF EDGE ARCHITECTURE + DESIGN LIMITED. NOT TO BE REPRODUCED.



DESIGN INTENT ONLY



A	15.06.19	For Planning	WM
REV	DATE	ITEM	BY

	INFORMATION ONLY
	APPLICATION FOR LOCAL AUTHORITY
	TENDER
	CONSTRUCTION
	FINAL ISSUE - FOR RECORD

**PROJECT** 22 Bedford Square  
London.  
WC1B 8RA

**TITLE** PLANNING FIRST FLOOR  
GENERAL ARRANGEMENT

<b>DRAWN</b>	<b>DATE</b>	<b>SCALE</b> @A1	<b>CHECKED</b>
WM	2019	1 : 100	NM

<b>PROJECT</b>	<b>NUMBER</b>	<b>REVISION</b>
E189 076	00.223	A

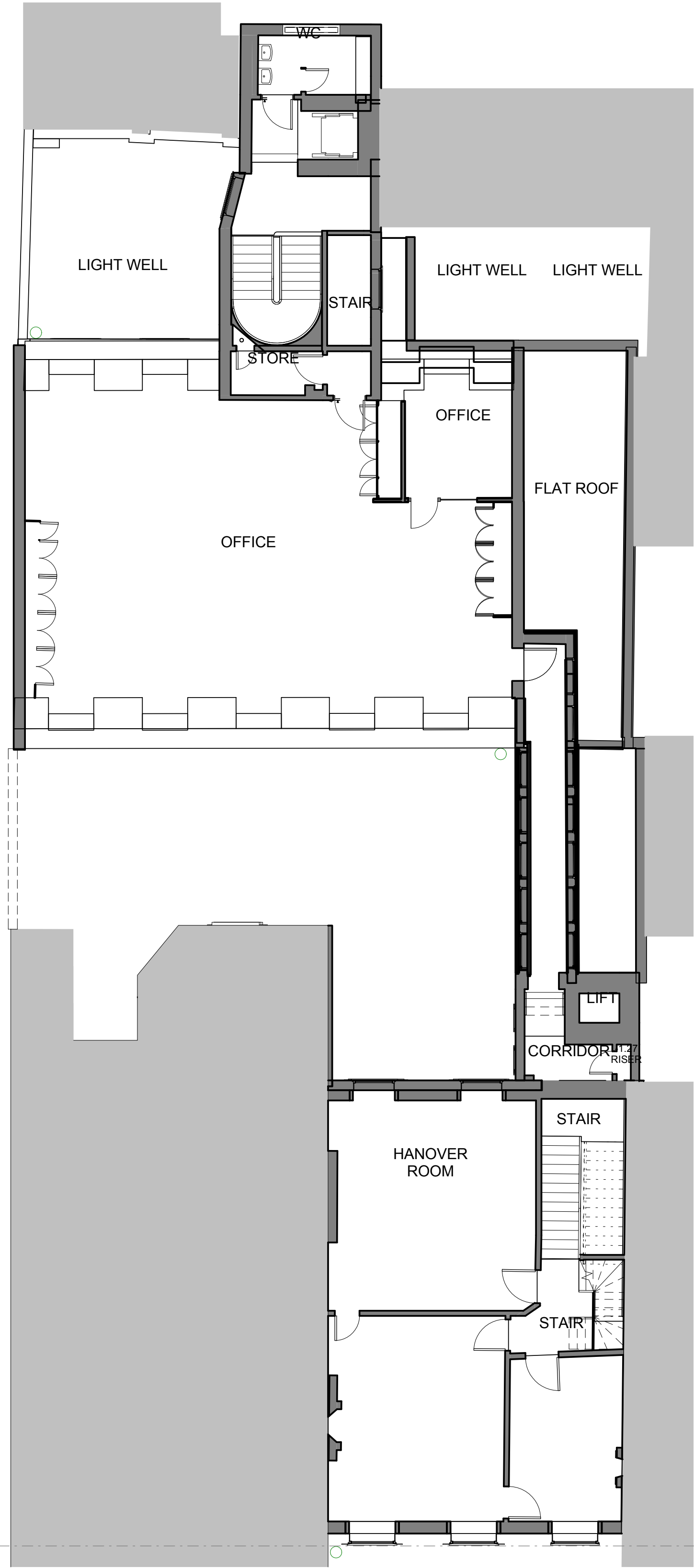
**EDGE**

**ARCHITECTURE +  
DESIGN**  
INTERIOR DESIGNERS &  
ARCHITECTURE CONSULTANTS

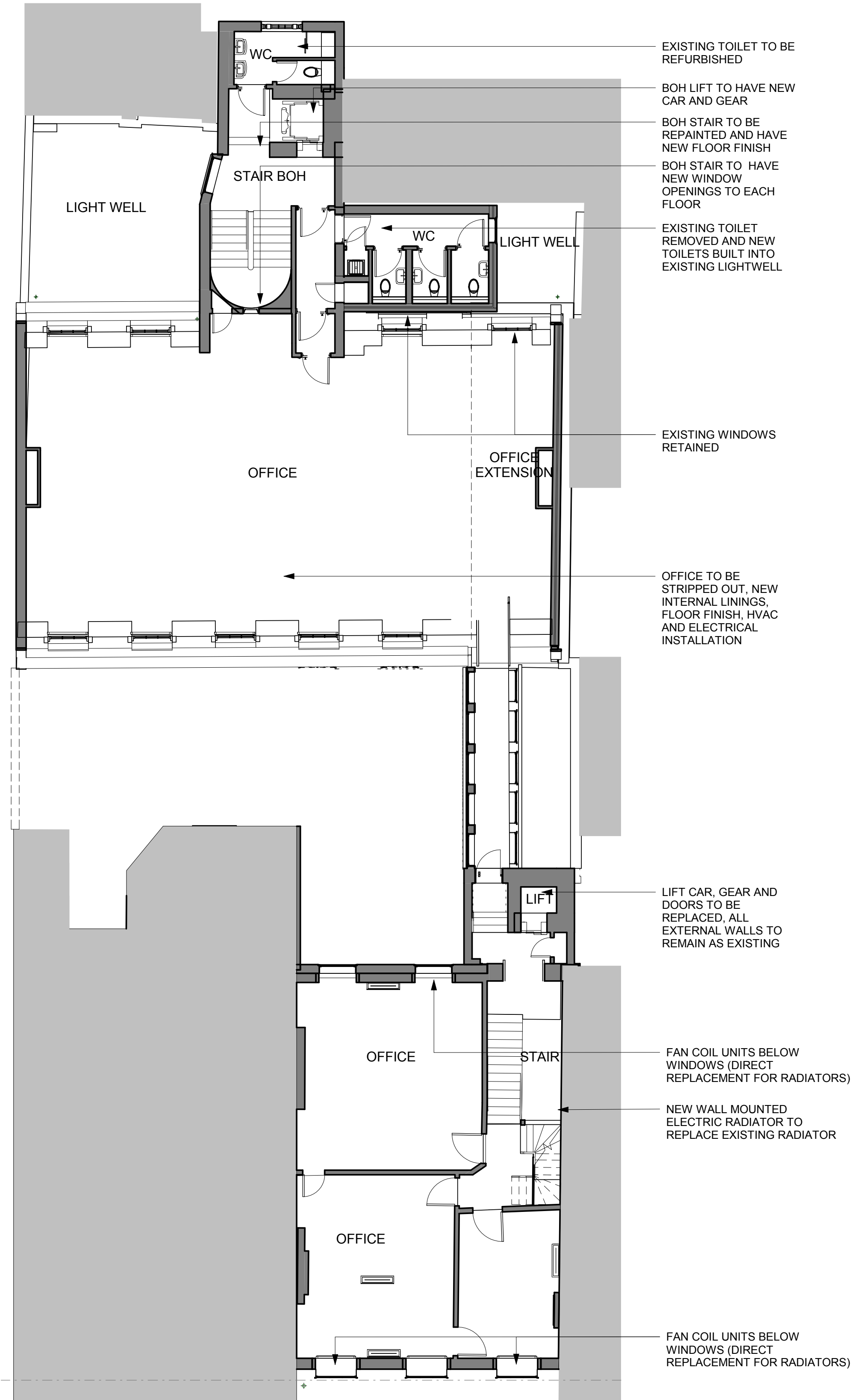
3RD FLOOR CHAPTER HOUSE,  
18-20 CRUCIFIX LANE,  
LONDON, SE1 3JW.

T: +44 (0)20 7993 9790  
WWW.EDGEGB.COM



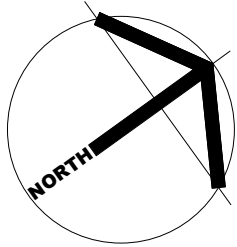


1 Existing Plan - Second Floor  
Scale 1 : 100



2 Proposed Plan - Second Floor  
Scale 1 : 100

- GENERAL NOTES
1. IT IS THE CONTRACTORS RESPONSIBILITY TO ENSURE THAT DESIGN PRINCIPLES, CALCULATIONS, DRAWINGS AND FINAL CONSTRUCTION MUST CONFORM TO THE CURRENT BUILDING REGULATIONS, THE CDM REGULATIONS, THE RELEVANT BRITISH OR EUROPEAN CODES OF PRACTICE AS APPROPRIATE.
  2. CONTRACTOR MUST VERIFY ALL SITE DIMENSIONS, DRAWINGS, DETAILS AND SPECIFICATIONS AND REPORT ANY DISCREPANCIES TO EDGE ARCHITECTURE + DESIGN BEFORE PROCEEDING WITH ANY WORK.
  3. ALL REQUESTED DRAWINGS SHOWING FIXINGS AND CONSTRUCTION DETAILS ARE REQUIRED TO BE APPROVED BY EDGE ARCHITECTURE + DESIGN PRIOR TO COMMENCEMENT OF WORK.
  4. ALL SPECIFIED ITEMS ARE TO BE INSTALLED IN ACCORDANCE WITH THE MANUFACTURERS RECOMMENDATIONS.
  5. ANY DIMENSIONS ARE TO BE TAKEN FROM THE SETTING OUT PLAN ONLY AND ARE NOT TO BE SCALED FROM THE THE DRAWINGS.
  6. THE CONTRACTOR IS TO CHECK AND APPRAISE ALL DESIGN SHOP FITTING AND CONSTRUCTION DETAILS AND OFFER ALTERNATIVES TO THE DESIGNER FOR APPROVAL.
  7. THIS DRAWING IS TO BE READ IN CONJUNCTION WITH THE OTHER RELEVANT CONSULTANTS DRAWINGS & EDGE ARCHITECTURE + DESIGN DRAWING LIST.
  8. COPYRIGHT OF EDGE ARCHITECTURE + DESIGN LIMITED. NOT TO BE REPRODUCED.



DESIGN INTENT ONLY

0 1 2 3 4 5 6 7 8

1:100 - SCALE IN METERS

A	15.06.19	For Planning	WM
REV	DATE	ITEM	BY

- ☐ INFORMATION ONLY
- ☐ APPLICATION FOR LOCAL AUTHORITY
- ☐ TENDER
- ☐ CONSTRUCTION
- ☐ FINAL ISSUE - FOR RECORD

**PROJECT** 22 Bedford Square  
London.  
WC1B 8RA

**TITLE** PLANNING SECOND FLOOR  
GENERAL ARRANGEMENT

<b>DRAWN</b>	<b>DATE</b>	<b>SCALE</b> @A1	<b>CHECKED</b>
WM	2019	1 : 100	NM

<b>PROJECT</b>	<b>NUMBER</b>	<b>REVISION</b>
E189 076	00.224	A

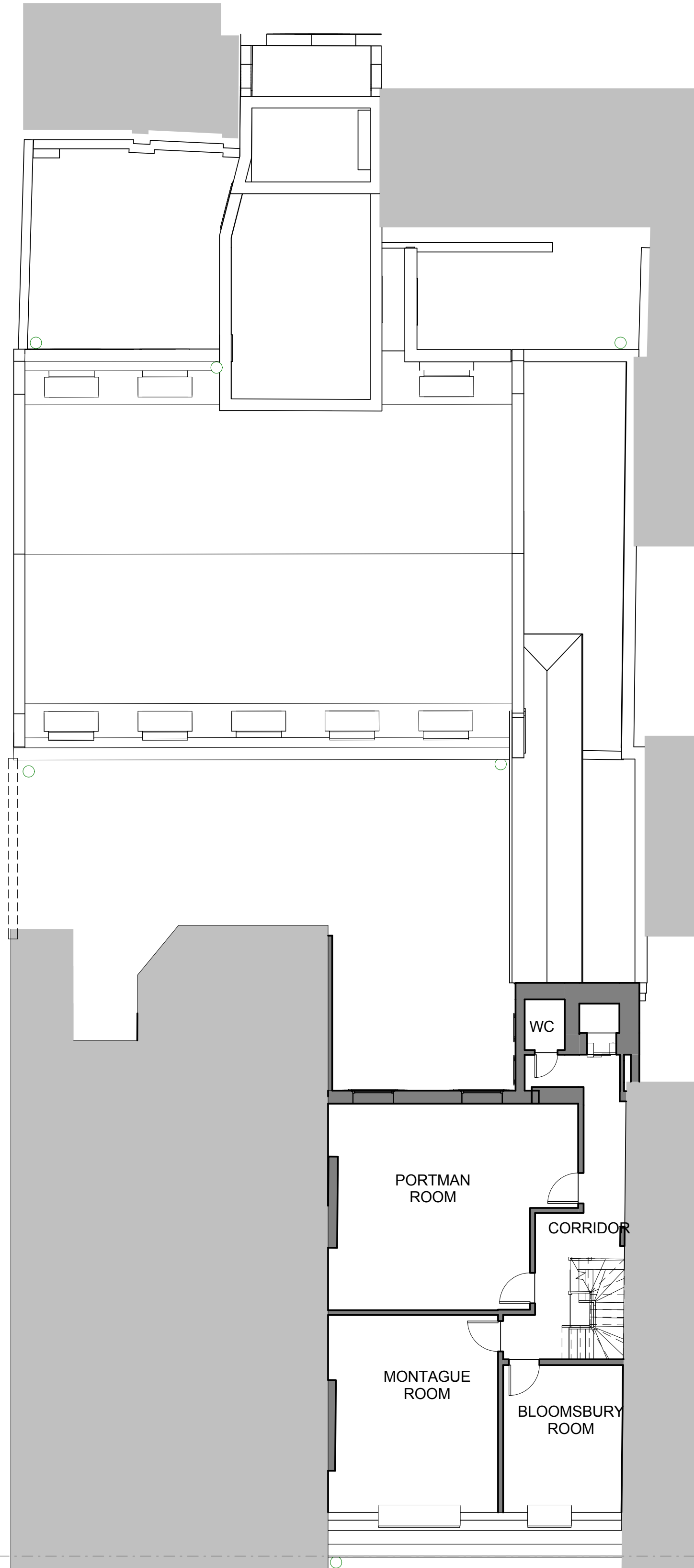
**EDGE**

**ARCHITECTURE + DESIGN**

INTERIOR DESIGNERS & ARCHITECTURE CONSULTANTS

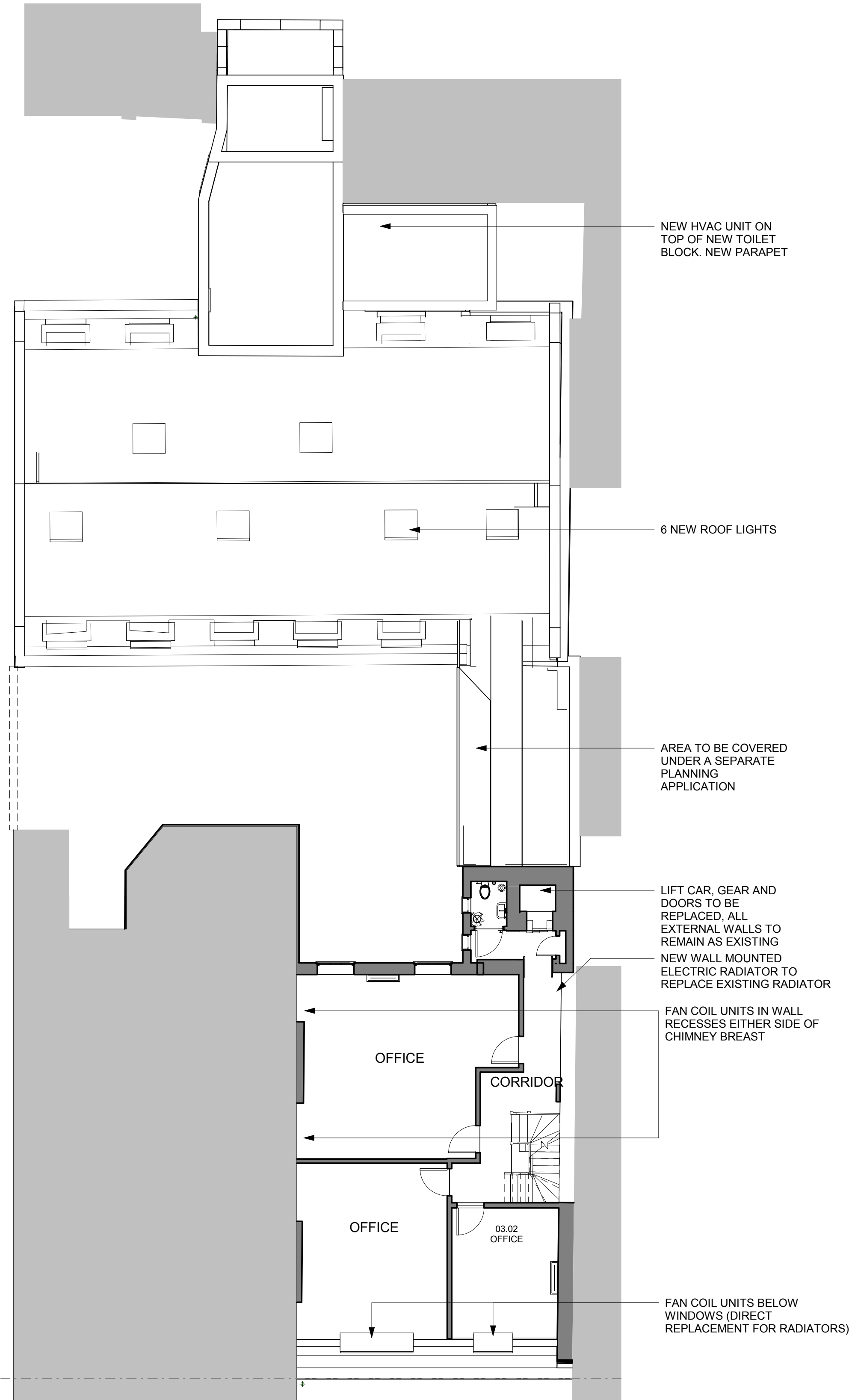
3RD FLOOR CHAPTER HOUSE,  
18-20 CRUCIFIX LANE,  
LONDON, SE1 3JW.

T: +44 (0)20 7993 9790  
WWW.EDGEGB.COM



1 Existing Plan - Third Floor

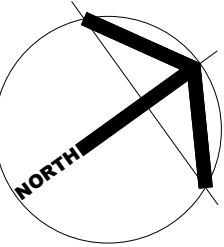
Scale 1 : 100



2 Proposed Plan - Third Floor

Scale 1 : 100

- GENERAL NOTES
1. IT IS THE CONTRACTORS RESPONSIBILITY TO ENSURE THAT DESIGN PRINCIPLES, CALCULATIONS, DRAWINGS AND FINAL CONSTRUCTION MUST CONFORM TO THE CURRENT BUILDING REGULATIONS, THE CDM REGULATIONS, THE RELEVANT BRITISH OR EUROPEAN CODES OF PRACTICE AS APPROPRIATE.
  2. CONTRACTOR MUST VERIFY ALL SITE DIMENSIONS, DRAWINGS, DETAILS AND SPECIFICATIONS AND REPORT ANY DISCREPANCIES TO EDGE ARCHITECTURE + DESIGN BEFORE PROCEEDING WITH ANY WORK.
  3. ALL REQUESTED DRAWINGS SHOWING FIXINGS AND CONSTRUCTION DETAILS ARE REQUIRED TO BE APPROVED BY EDGE ARCHITECTURE + DESIGN PRIOR TO COMMENCEMENT OF WORK.
  4. ALL SPECIFIED ITEMS ARE TO BE INSTALLED IN ACCORDANCE WITH THE MANUFACTURERS RECOMMENDATIONS.
  5. ANY DIMENSIONS ARE TO BE TAKEN FROM THE SETTING OUT PLAN ONLY AND ARE NOT TO BE SCALED FROM THE THE DRAWINGS.
  6. THE CONTRACTOR IS TO CHECK AND APPRAISE ALL DESIGN SHOP FITTING AND CONSTRUCTION DETAILS AND OFFER ALTERNATIVES TO THE DESIGNER FOR APPROVAL.
  7. THIS DRAWING IS TO BE READ IN CONJUNCTION WITH THE OTHER RELEVANT CONSULTANTS DRAWINGS & EDGE ARCHITECTURE + DESIGN DRAWING LIST.
  8. COPYRIGHT OF EDGE ARCHITECTURE + DESIGN LIMITED. NOT TO BE REPRODUCED.



DESIGN INTENT ONLY

0 1 2 3 4 5 6 7 8

1:100 - SCALE IN METERS

REV	DATE	ITEM	WM	BY
A	15.06.19	For Planning		

<input type="checkbox"/>	INFORMATION ONLY
<input type="checkbox"/>	APPLICATION FOR LOCAL AUTHORITY
<input type="checkbox"/>	TENDER
<input type="checkbox"/>	CONSTRUCTION
<input type="checkbox"/>	FINAL ISSUE - FOR RECORD

**PROJECT** 22 Bedford Square  
London.  
WC1B 8RA

**TITLE** PLANNING THIRD FLOOR  
GENERAL ARRANGEMENT

DRAWN	DATE	SCALE @A1	CHECKED
WM	2019	1 : 100	NM

PROJECT	NUMBER	REVISION
E189 076	00.225	A


**EDGE**

**ARCHITECTURE + DESIGN**

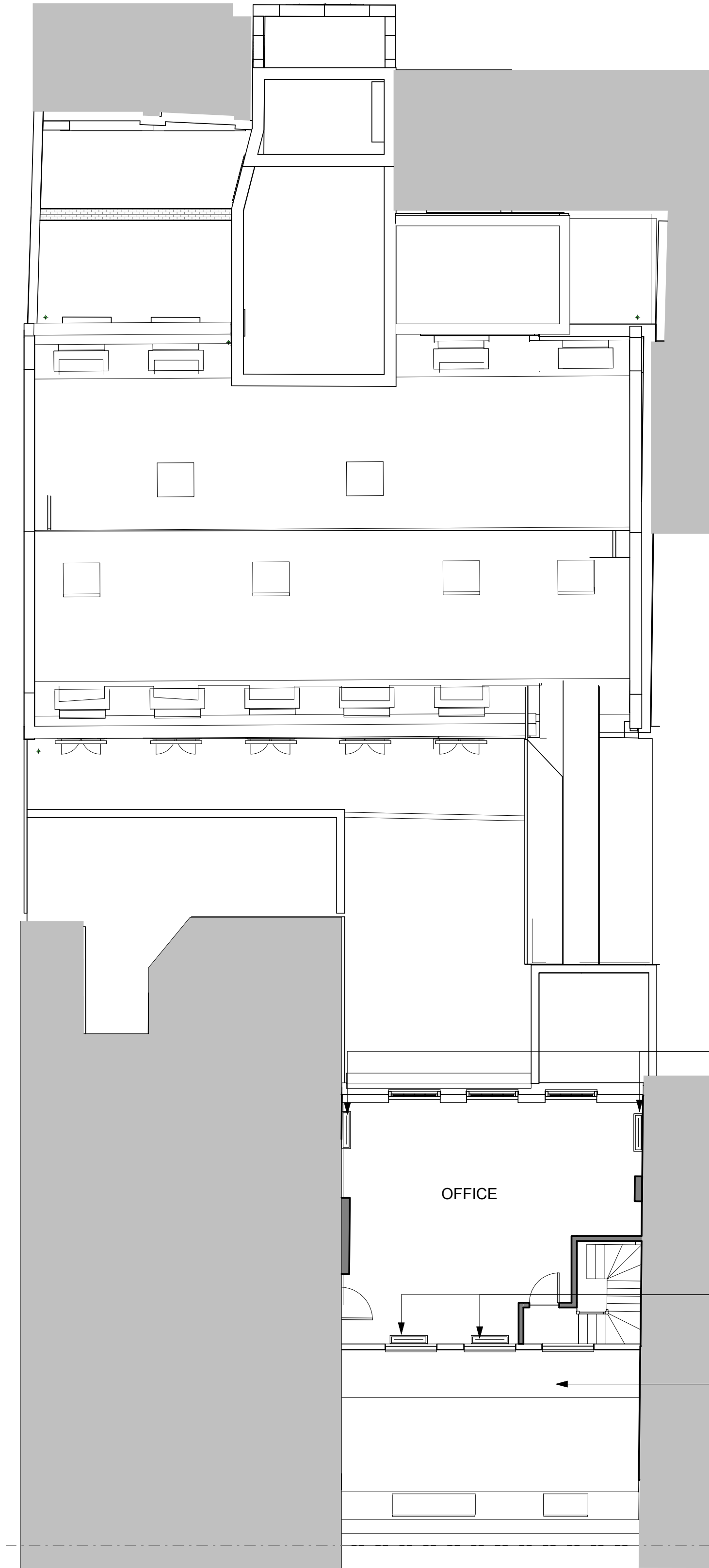
INTERIOR DESIGNERS & ARCHITECTURE CONSULTANTS

3RD FLOOR CHAPTER HOUSE,  
18-20 CRUCIFIX LANE,  
LONDON, SE1 3JW.

T: +44 (0)20 7993 9790  
WWW.EDGEGB.COM

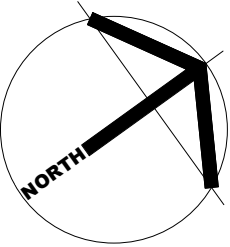


1 Existing Plan - Fourth Floor  
Scale 1 : 100



2 Proposed Plan - Fourth Floor  
Scale 1 : 100

- GENERAL NOTES
1. IT IS THE CONTRACTORS RESPONSIBILITY TO ENSURE THAT DESIGN PRINCIPLES, CALCULATIONS, DRAWINGS AND FINAL CONSTRUCTION MUST CONFORM TO THE CURRENT BUILDING REGULATIONS, THE CDM REGULATIONS, THE RELEVANT BRITISH OR EUROPEAN CODES OF PRACTICE AS APPROPRIATE.
  2. CONTRACTOR MUST VERIFY ALL SITE DIMENSIONS, DRAWINGS, DETAILS AND SPECIFICATIONS AND REPORT ANY DISCREPANCIES TO EDGE ARCHITECTURE + DESIGN BEFORE PROCEEDING WITH ANY WORK.
  3. ALL REQUESTED DRAWINGS SHOWING FIXINGS AND CONSTRUCTION DETAILS ARE REQUIRED TO BE APPROVED BY EDGE ARCHITECTURE + DESIGN PRIOR TO COMMENCEMENT OF WORK.
  4. ALL SPECIFIED ITEMS ARE TO BE INSTALLED IN ACCORDANCE WITH THE MANUFACTURERS RECOMMENDATIONS.
  5. ANY DIMENSIONS ARE TO BE TAKEN FROM THE SETTING OUT PLAN ONLY AND ARE NOT TO BE SCALED FROM THE THE DRAWINGS.
  6. THE CONTRACTOR IS TO CHECK AND APPRAISE ALL DESIGN SHOP FITTING AND CONSTRUCTION DETAILS AND OFFER ALTERNATIVES TO THE DESIGNER FOR APPROVAL.
  7. THIS DRAWING IS TO BE READ IN CONJUNCTION WITH THE OTHER RELEVANT CONSULTANTS DRAWINGS & EDGE ARCHITECTURE + DESIGN DRAWING LIST.
  8. COPYRIGHT OF EDGE ARCHITECTURE + DESIGN LIMITED. NOT TO BE REPRODUCED.



DESIGN INTENT ONLY

0 1 2 3 4 5 6 7 8

1:100 - SCALE IN METERS

A	15.06.19	For Planning	WM
REV	DATE	ITEM	BY

- ☐ INFORMATION ONLY
- ☐ APPLICATION FOR LOCAL AUTHORITY
- ☐ TENDER
- ☐ CONSTRUCTION
- ☐ FINAL ISSUE - FOR RECORD

**PROJECT** 22 Bedford Square  
London.  
WC1B 8RA

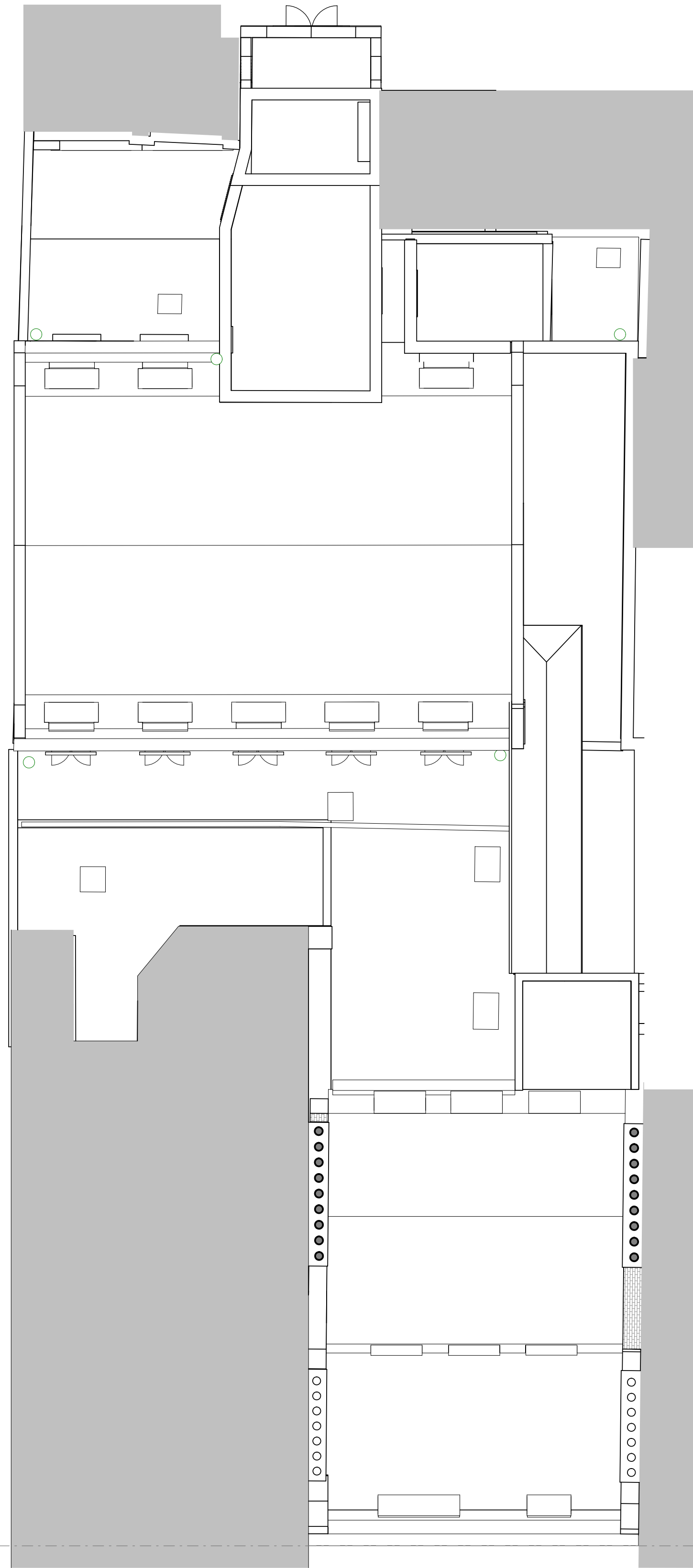
**TITLE** PLANNING FOURTH FLOOR  
GENERAL ARRANGEMENT

DRAWN	DATE	SCALE @A1	CHECKED
WM	2019	1 : 100	NM

PROJECT	NUMBER	REVISION
E189 076	00.226	A

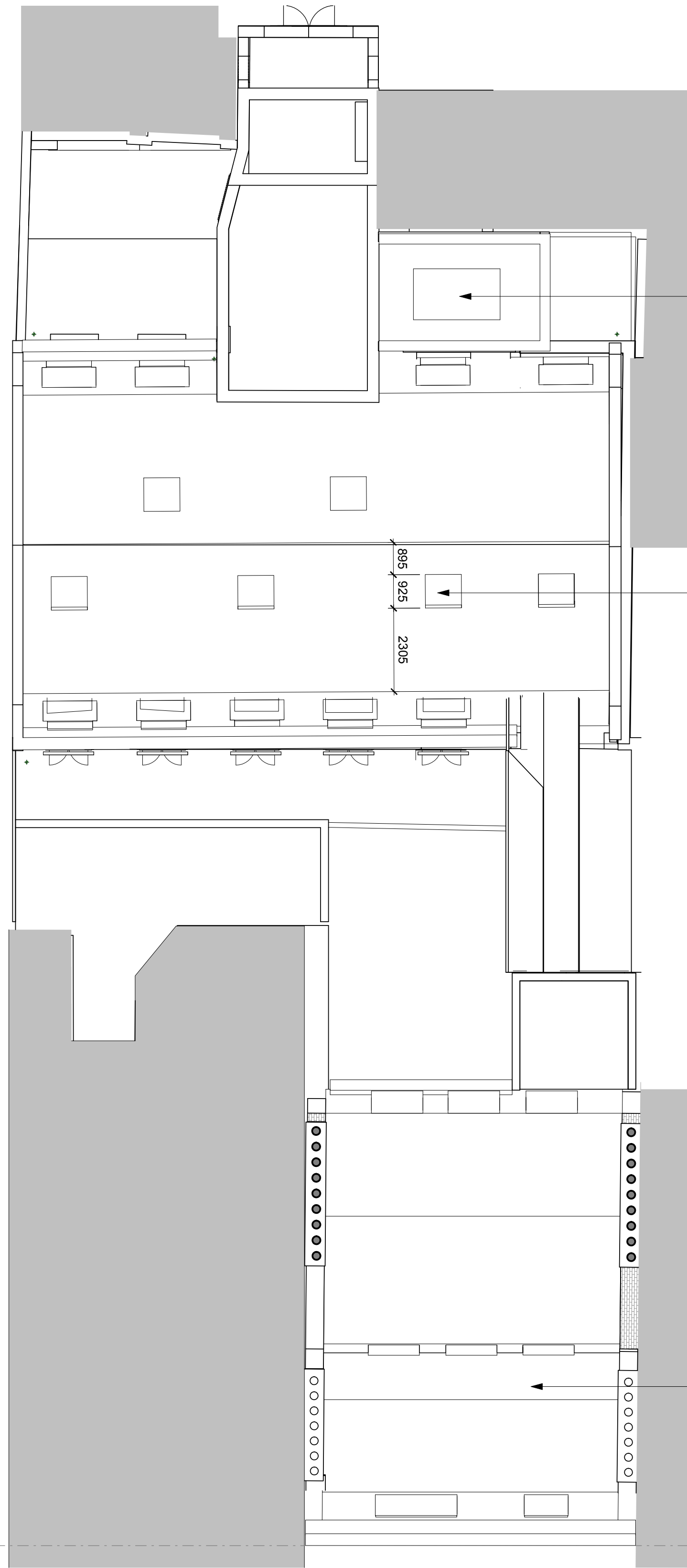
**EDGE**  
**ARCHITECTURE + DESIGN**  
INTERIOR DESIGNERS &  
ARCHITECTURE CONSULTANTS

3RD FLOOR CHAPTER HOUSE,  
18-20 CRUCIFIX LANE,  
LONDON, SE1 3JW.  
T: +44 (0)20 7993 9790  
WWW.EDGEGB.COM



1 Existing Plan - ROOF

Scale 1 : 100

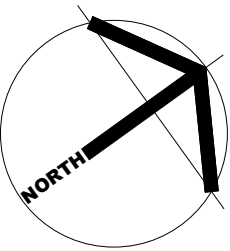


2 Proposed Plan - ROOF

Scale 1 : 100

GENERAL NOTES

1. IT IS THE CONTRACTORS RESPONSIBILITY TO ENSURE THAT DESIGN PRINCIPLES, CALCULATIONS, DRAWINGS AND FINAL CONSTRUCTION MUST CONFORM TO THE CURRENT BUILDING REGULATIONS, THE CDM REGULATIONS, THE RELEVANT BRITISH OR EUROPEAN CODES OF PRACTICE AS APPROPRIATE.
2. CONTRACTOR MUST VERIFY ALL SITE DIMENSIONS, DRAWINGS, DETAILS AND SPECIFICATIONS AND REPORT ANY DISCREPANCIES TO EDGE ARCHITECTURE + DESIGN BEFORE PROCEEDING WITH ANY WORK.
3. ALL REQUESTED DRAWINGS SHOWING FIXINGS AND CONSTRUCTION DETAILS ARE REQUIRED TO BE APPROVED BY EDGE ARCHITECTURE + DESIGN PRIOR TO COMMENCEMENT OF WORK.
4. ALL SPECIFIED ITEMS ARE TO BE INSTALLED IN ACCORDANCE WITH THE MANUFACTURERS RECOMMENDATIONS.
5. ANY DIMENSIONS ARE TO BE TAKEN FROM THE SETTING OUT PLAN ONLY AND ARE NOT TO BE SCALED FROM THE THE DRAWINGS.
6. THE CONTRACTOR IS TO CHECK AND APPRAISE ALL DESIGN SHOP FITTING AND CONSTRUCTION DETAILS AND OFFER ALTERNATIVES TO THE DESIGNER FOR APPROVAL.
7. THIS DRAWING IS TO BE READ IN CONJUNCTION WITH THE OTHER RELEVANT CONSULTANTS DRAWINGS & EDGE ARCHITECTURE + DESIGN DRAWING LIST.
8. COPYRIGHT OF EDGE ARCHITECTURE + DESIGN LIMITED. NOT TO BE REPRODUCED.



DESIGN INTENT ONLY



A	15.06.19	For Planning	WM
REV	DATE	ITEM	BY

- ☐ INFORMATION ONLY
- ☐ APPLICATION FOR LOCAL AUTHORITY
- ☐ TENDER
- ☐ CONSTRUCTION
- ☐ FINAL ISSUE - FOR RECORD

**PROJECT** 22 Bedford Square  
London.  
WC1B 8RA

**TITLE** PLANNING ROOF GENERAL  
ARRANGEMENT

<b>DRAWN</b>	<b>DATE</b>	<b>SCALE</b> @A1	<b>CHECKED</b>
WM	2019	1 : 100	NM

<b>PROJECT</b>	<b>NUMBER</b>	<b>REVISION</b>
E189 076	00.227	A

**EDGE**

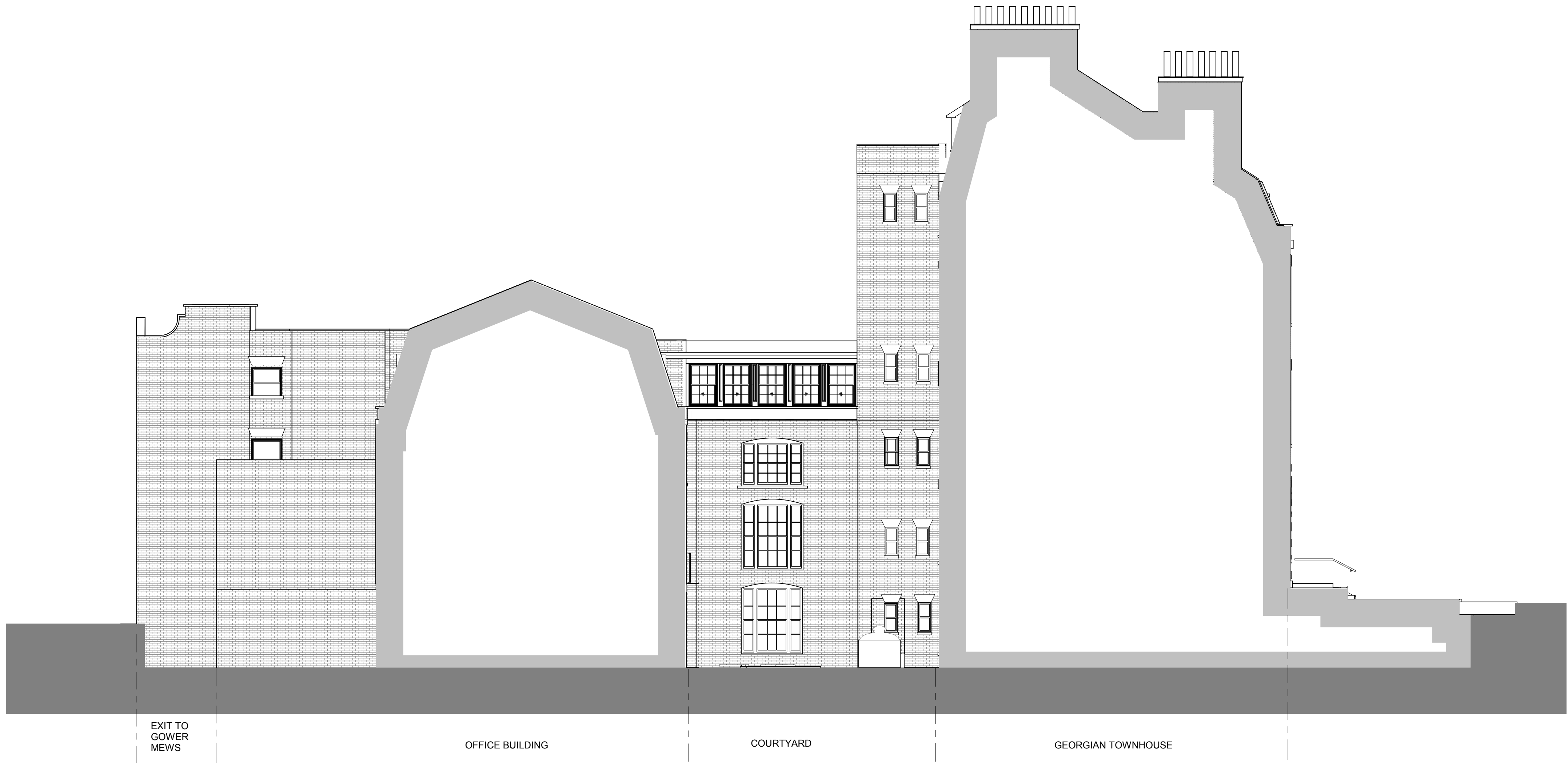
**ARCHITECTURE +  
DESIGN**  
INTERIOR DESIGNERS &  
ARCHITECTURE CONSULTANTS

3RD FLOOR CHAPTER HOUSE,  
18-20 CRUCIFIX LANE,  
LONDON, SE1 3JW.

T: +44 (0)20 7993 9790  
WWW.EDGEGB.COM




C:\Users\neil.mitchell\Documents\22 Bedford Square\_Model\_PLANNERS 2\_detached\_Neil Mitchell.rvt 17/06/2019 10:56:43



1 Existing Elevation - Courtyard Looking East  
Scale 1 : 100



2 Existing Elevation Section - Looking South  
Scale 1 : 100



3 Existing Elevation Section - Looking North  
Scale 1 : 100

- GENERAL NOTES
1. IT IS THE CONTRACTORS RESPONSIBILITY TO ENSURE THAT DESIGN PRINCIPLES, CALCULATIONS, DRAWINGS AND FINAL CONSTRUCTION MUST CONFORM TO THE CURRENT BUILDING REGULATIONS, THE CDM REGULATIONS, THE RELEVANT BRITISH OR EUROPEAN CODES OF PRACTICE AS APPROPRIATE.
  2. CONTRACTOR MUST VERIFY ALL SITE DIMENSIONS, DRAWINGS, DETAILS AND SPECIFICATIONS AND REPORT ANY DISCREPANCIES TO EDGE ARCHITECTURE + DESIGN BEFORE PROCEEDING WITH ANY WORK.
  3. ALL REQUESTED DRAWINGS SHOWING FIXINGS AND CONSTRUCTION DETAILS ARE REQUIRED TO BE APPROVED BY EDGE ARCHITECTURE + DESIGN PRIOR TO COMMENCEMENT OF WORK.
  4. ALL SPECIFIED ITEMS ARE TO BE INSTALLED IN ACCORDANCE WITH THE MANUFACTURERS RECOMMENDATIONS.
  5. ANY DIMENSIONS ARE TO BE TAKEN FROM THE SETTING OUT PLAN ONLY AND ARE NOT TO BE SCALED FROM THE THE DRAWINGS.
  6. THE CONTRACTOR IS TO CHECK AND APPRAISE ALL DESIGN SHOP FITTING AND CONSTRUCTION DETAILS AND OFFER ALTERNATIVES TO THE DESIGNER FOR APPROVAL.
  7. THIS DRAWING IS TO BE READ IN CONJUNCTION WITH THE OTHER RELEVANT CONSULTANTS DRAWINGS & EDGE ARCHITECTURE + DESIGN DRAWING LIST.
  8. COPYRIGHT OF EDGE ARCHITECTURE + DESIGN LIMITED. NOT TO BE REPRODUCED.

DESIGN INTENT ONLY

0 1 2 3 4 5 6 7 8

1:100 - SCALE IN METERS

A	15.06.19	For Planning	WM
REV	DATE	ITEM	BY

<input type="checkbox"/>	INFORMATION ONLY
<input type="checkbox"/>	APPLICATION FOR LOCAL AUTHORITY
<input type="checkbox"/>	TENDER
<input type="checkbox"/>	CONSTRUCTION
<input type="checkbox"/>	FINAL ISSUE - FOR RECORD

**PROJECT** 22 Bedford Square  
London.  
WC1B 8RA

**TITLE** PLANNING EXISTING  
ELEVATIONS

DRAWN	DATE	SCALE @A1	CHECKED
WM	2019	1 : 100	NM
PROJECT	NUMBER	REVISION	
E189 076	00.228	A	

**EDGE**

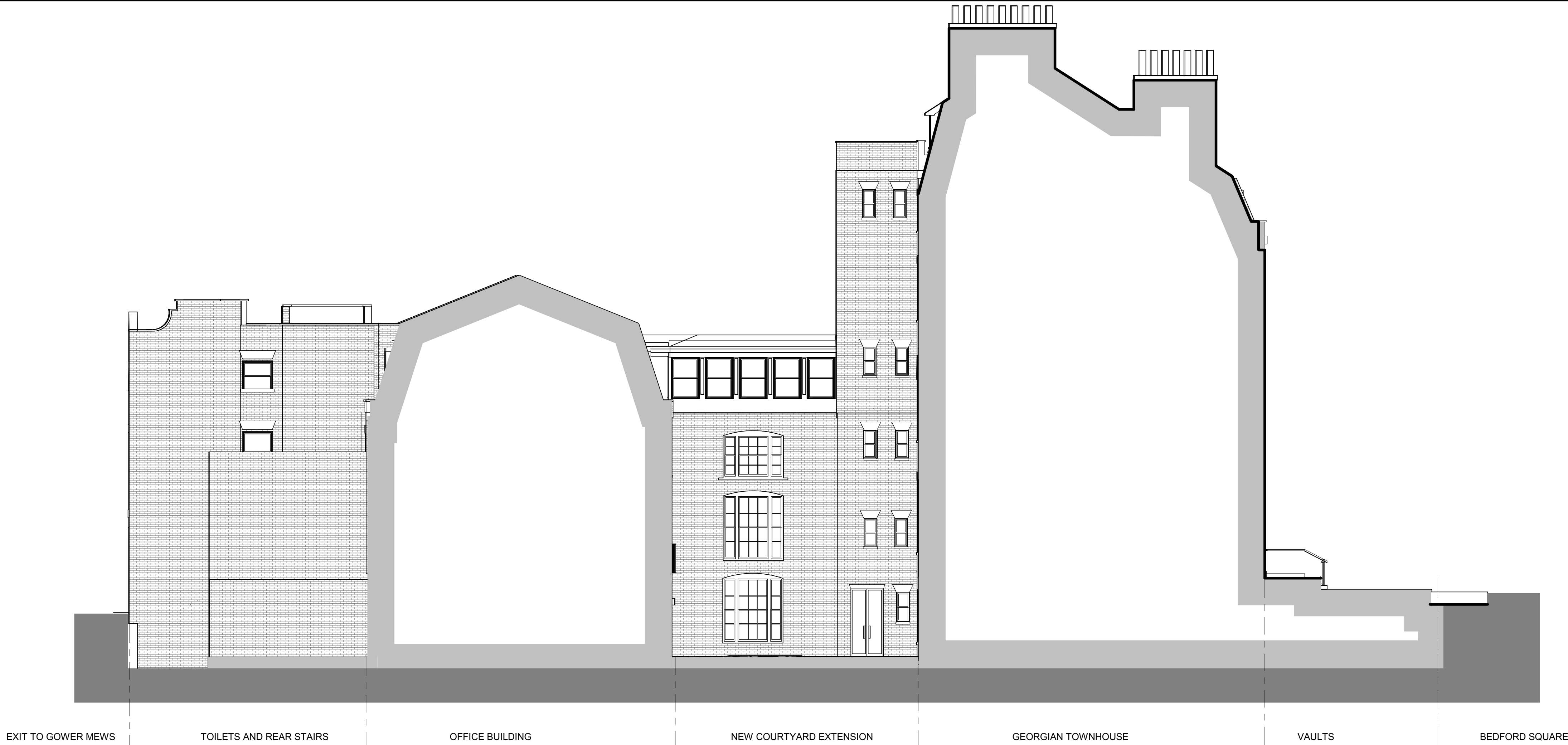
**ARCHITECTURE +  
DESIGN**

INTERIOR DESIGNERS &  
ARCHITECTURE CONSULTANTS

3RD FLOOR CHAPTER HOUSE,  
18-20 CRUCIFIX LANE,  
LONDON, SE1 3JW.

T: +44 (0)20 7993 9790  
WWW.EDGEGB.COM


C:\Users\neil.mitchell\Documents\22 Bedford Square\_Central\_Shared\_Model\_PLANNERS 2\_detached\_Neil Mitchell.rvt 19/06/2019 23:50:37



1 Proposed Elevation - Courtyard Looking East  
Scale 1 : 100



3 Proposed Elevation Section - Looking North  
Scale 1 : 100



2 Proposed Elevation Section - Looking South  
Scale 1 : 100

- GENERAL NOTES
1. IT IS THE CONTRACTORS RESPONSIBILITY TO ENSURE THAT DESIGN PRINCIPLES, CALCULATIONS, DRAWINGS AND FINAL CONSTRUCTION MUST CONFORM TO THE CURRENT BUILDING REGULATIONS, THE CDM REGULATIONS, THE RELEVANT BRITISH OR EUROPEAN CODES OF PRACTICE AS APPROPRIATE.
  2. CONTRACTOR MUST VERIFY ALL SITE DIMENSIONS, DRAWINGS, DETAILS AND SPECIFICATIONS AND REPORT ANY DISCREPANCIES TO EDGE ARCHITECTURE + DESIGN BEFORE PROCEEDING WITH ANY WORK.
  3. ALL REQUESTED DRAWINGS SHOWING FIXINGS AND CONSTRUCTION DETAILS ARE REQUIRED TO BE APPROVED BY EDGE ARCHITECTURE + DESIGN PRIOR TO COMMENCEMENT OF WORK.
  4. ALL SPECIFIED ITEMS ARE TO BE INSTALLED IN ACCORDANCE WITH THE MANUFACTURERS RECOMMENDATIONS.
  5. ANY DIMENSIONS ARE TO BE TAKEN FROM THE SETTING OUT PLAN ONLY AND ARE NOT TO BE SCALED FROM THE THE DRAWINGS.
  6. THE CONTRACTOR IS TO CHECK AND APPRAISE ALL DESIGN SHOP FITTING AND CONSTRUCTION DETAILS AND OFFER ALTERNATIVES TO THE DESIGNER FOR APPROVAL.
  7. THIS DRAWING IS TO BE READ IN CONJUNCTION WITH THE OTHER RELEVANT CONSULTANTS DRAWINGS & EDGE ARCHITECTURE + DESIGN DRAWING LIST.
  8. COPYRIGHT OF EDGE ARCHITECTURE + DESIGN LIMITED. NOT TO BE REPRODUCED.

DESIGN INTENT ONLY

REV	DATE	ITEM	WM	BY
-----	------	------	----	----

- INFORMATION ONLY
- APPLICATION FOR LOCAL AUTHORITY
- TENDER
- CONSTRUCTION
- FINAL ISSUE - FOR RECORD

PROJECT 22 Bedford Square  
London.  
WC1B 8RA

TITLE PLANNING PROPOSED  
ELEVATIONS

DRAWN	DATE	SCALE @A1	CHECKED
WM	2019	1 : 100	NM
PROJECT	NUMBER	REVISION	
E189 076	00.229	A	

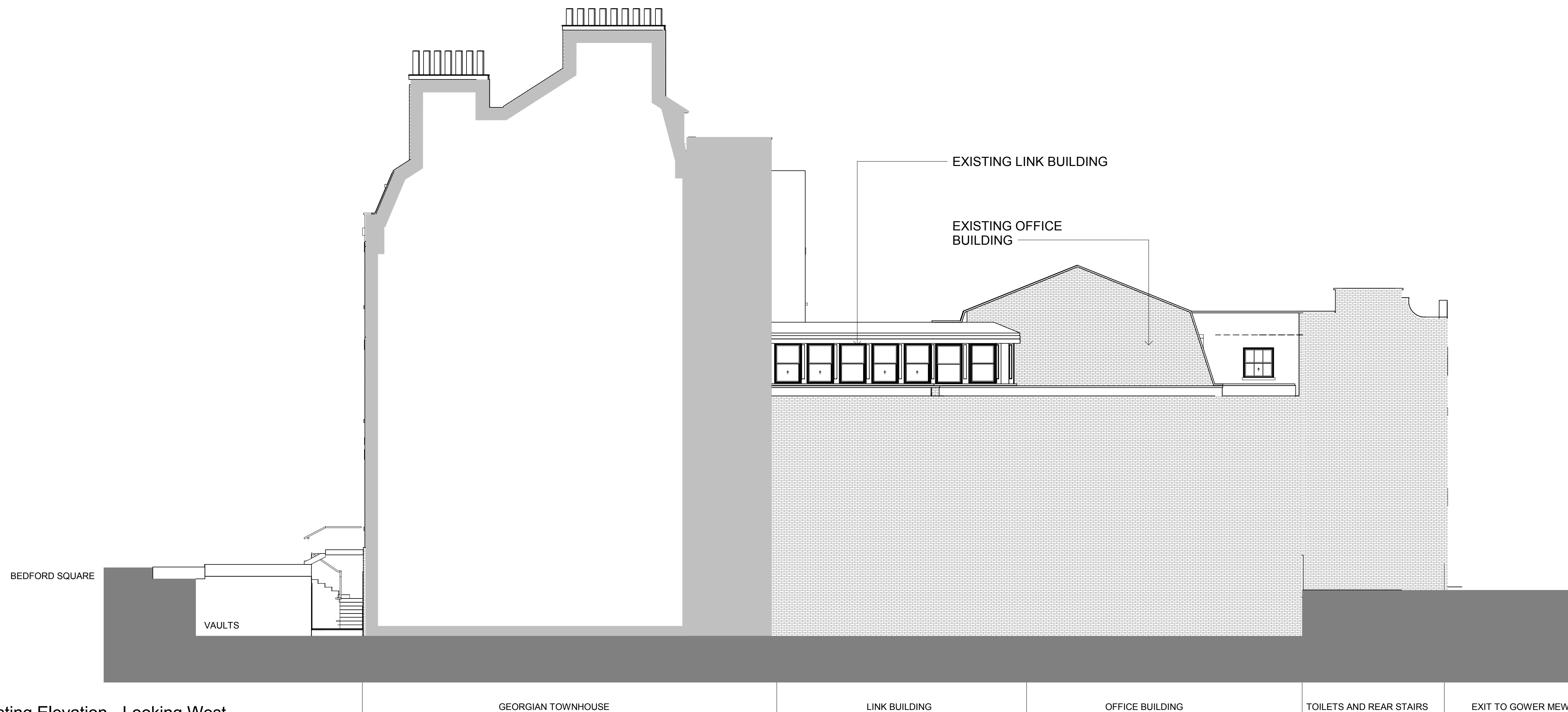
EDGE

ARCHITECTURE +  
DESIGN  
INTERIOR DESIGNERS &  
ARCHITECTURE CONSULTANTS

3RD FLOOR CHAPTER HOUSE,  
18-20 CRUCIFIX LANE,  
LONDON, SE1 3JW.

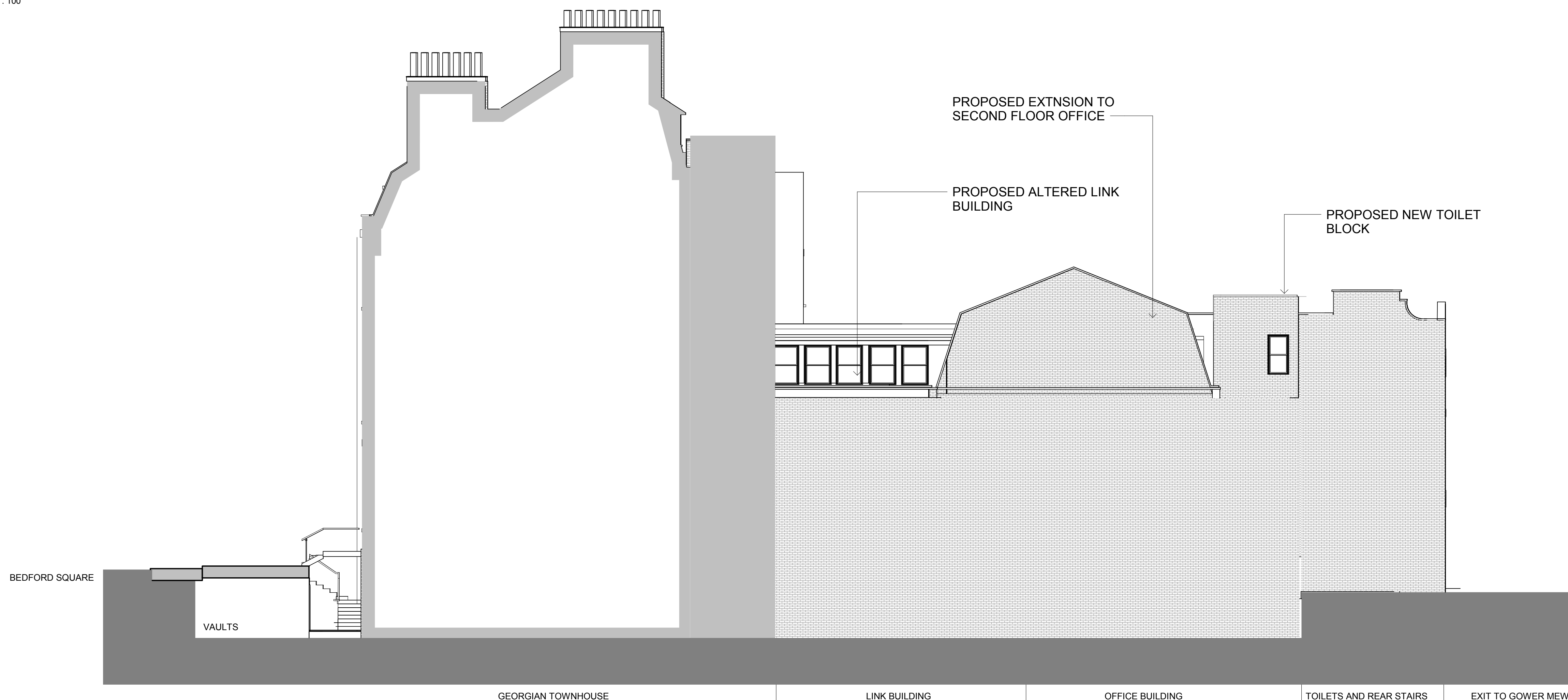
T: +44 (0)20 7993 9790  
WWW.EDGEGB.COM





1 Existing Elevation - Looking West


Scale 1 : 100



② Proposed Elevation - Looking West

Scale 1 : 100






DESIGN INTENT ONLY



0 1 2 3 4 5 6 7  
1:100 - SCALE IN METERS

[illegible]

A	15.06.19	For Planning	WM
REV	DATE	ITEM	BY

	<b>INFORMATION ONLY</b>
	<b>APPLICATION FOR LOCAL AUTHORITY</b>
	<b>TENDER</b>
	<b>CONSTRUCTION</b>
	<b>FINAL ISSUE - FOR RECORD</b>

**PROJECT** 22 Bedford Square  
London.  
WC1B 8RA

<b>TITLE</b>	<b>PLANNING - EAST ELEVATION EXISTING &amp; PROPOSED</b>
--------------	--

DRAWN	DATE	SCALE @A1	CHECKED
W/M	2019	1 : 100	Checker

PROJECT	NUMBER	REVISION
E189 076	00.230	A

**EDGE**

**ARCHITECTURE +  
DESIGN**

**INTERIOR DESIGNERS &  
ARCHITECTURE CONSULTANTS**

**3RD FLOOR CHAPTER HOUSE,  
18-20 CRUCIFIX LANE,  
LONDON, SE1 3JW.**

**T: +44 (0)20 7993 9790  
WWW.EDGEGB.COM**



1 Existing Elevation - Lightwell Looking South  
Scale 1 : 100

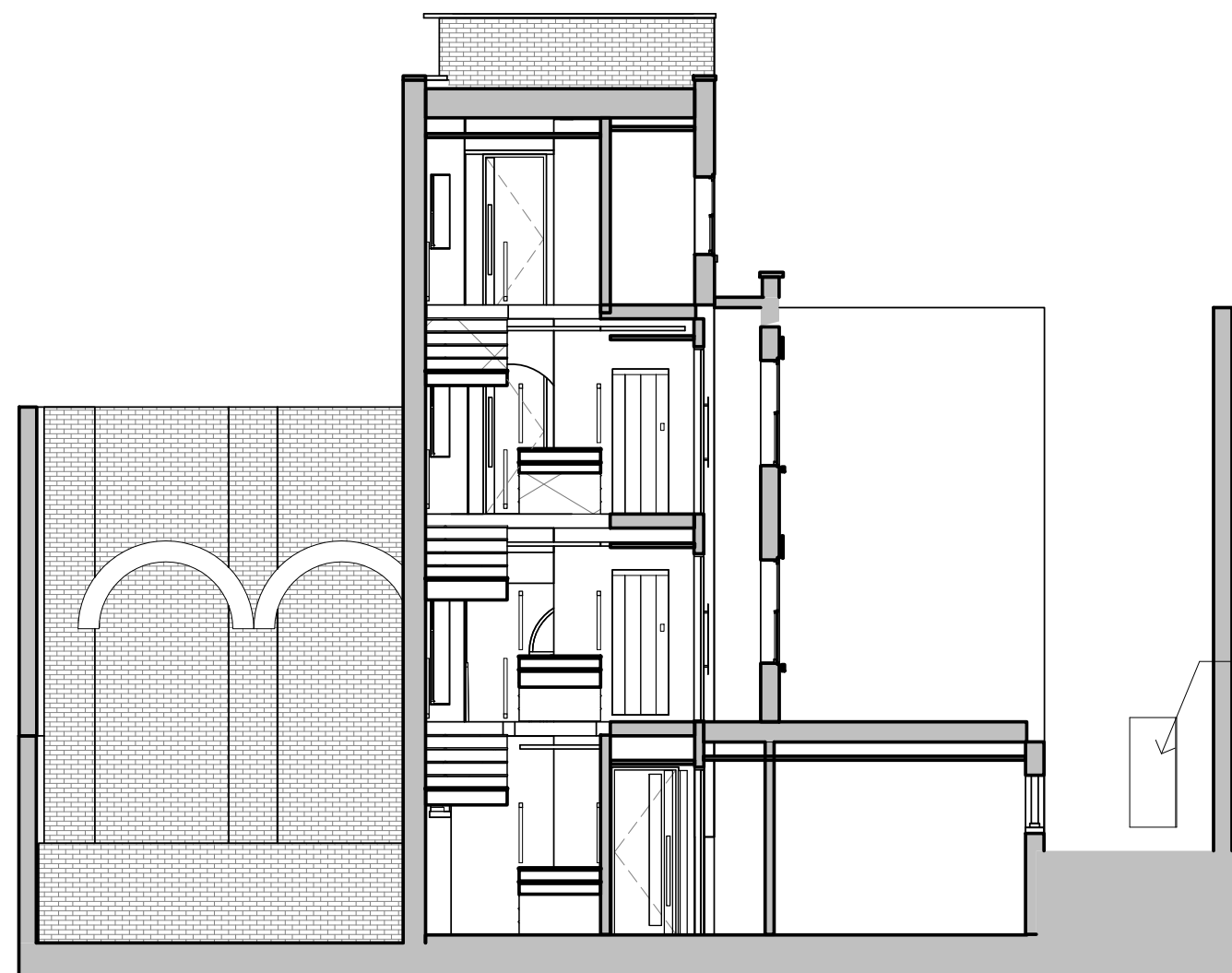
NEW EXTERNAL  
A/C UNIT BEHIND  
PARAPET

NEW TOILET BLOCK

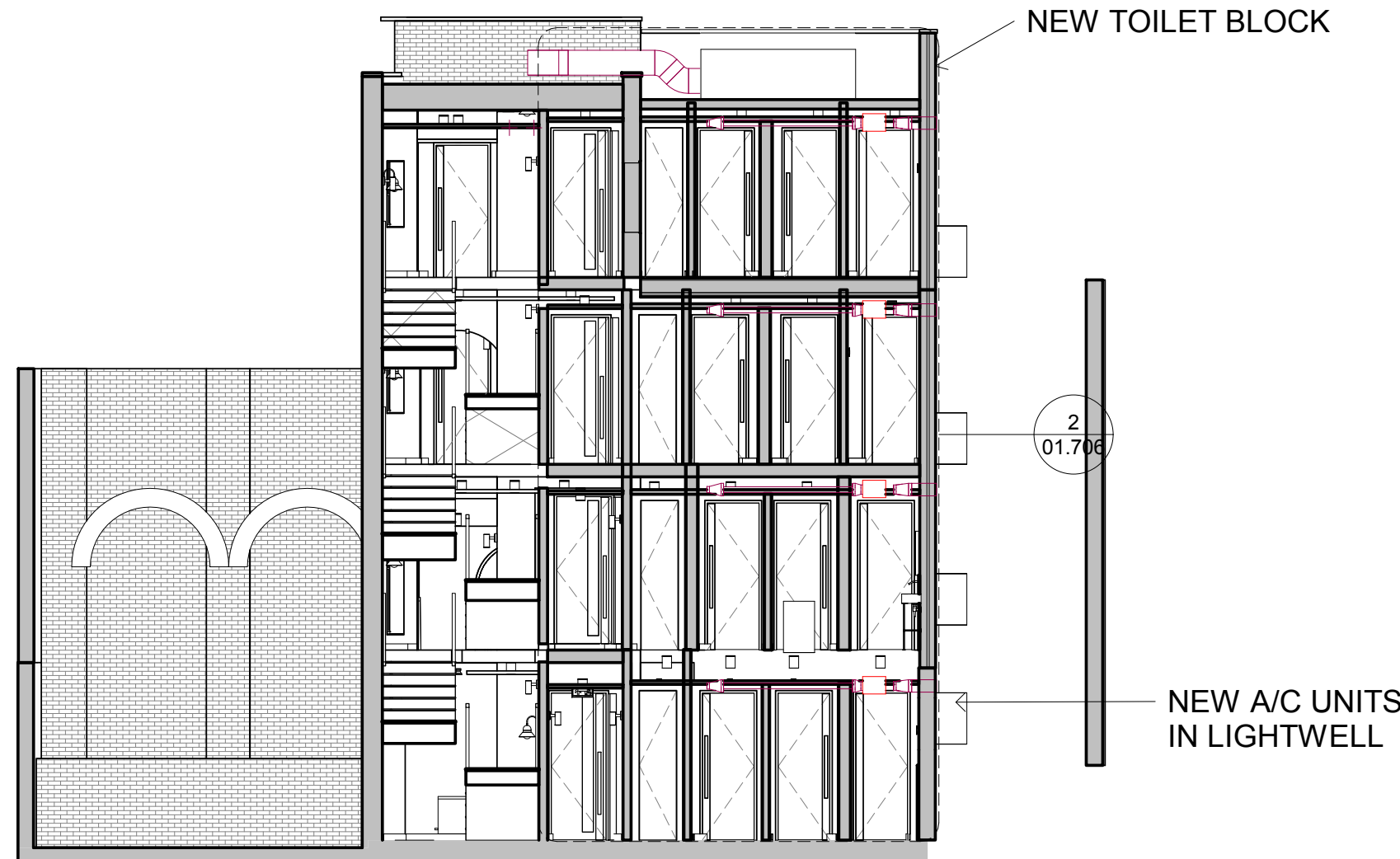
NEW EXTERNAL  
A/C UNITS



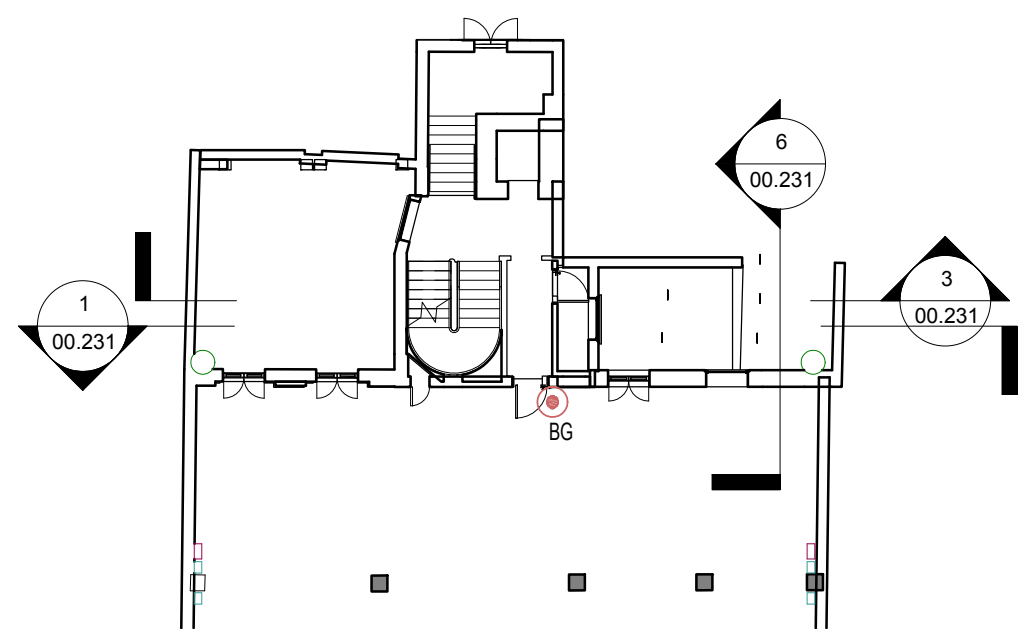
2 Proposed Elevation - Lightwell Looking South  
Scale 1 : 100



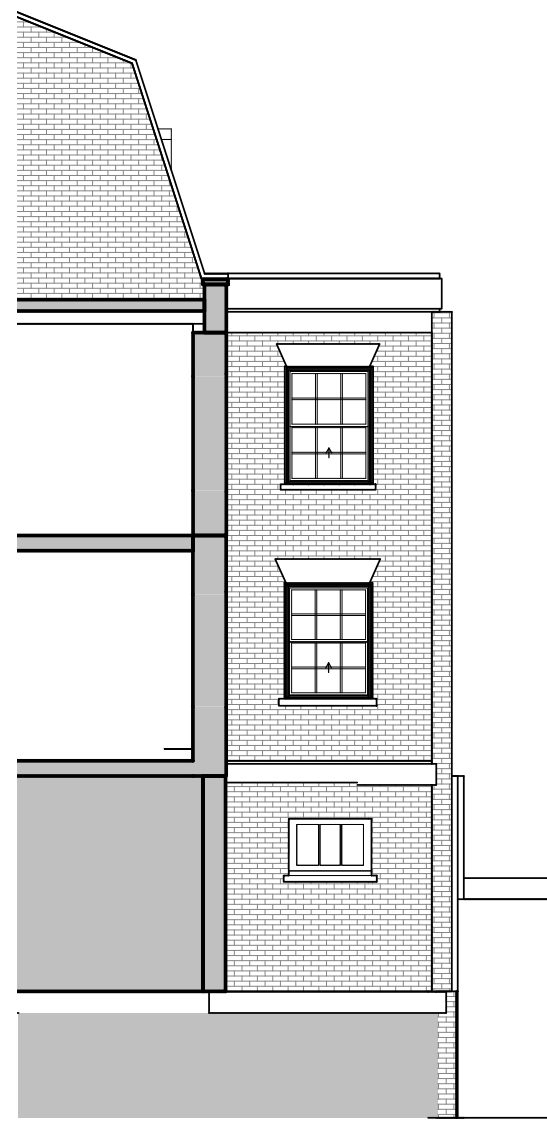
3 Existing Elevation - Lightwell Looking North  
Scale 1 : 100



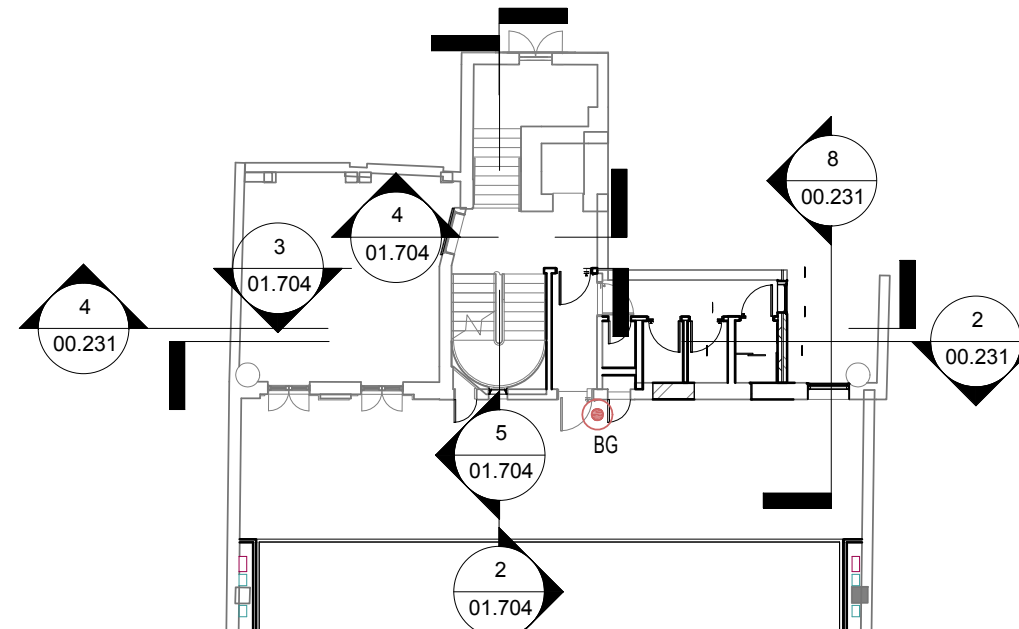
4 Proposed Elevation - Lightwell Looking North  
Scale 1 : 100



5 Existing Key Plan - Sections  
Scale 1 : 200

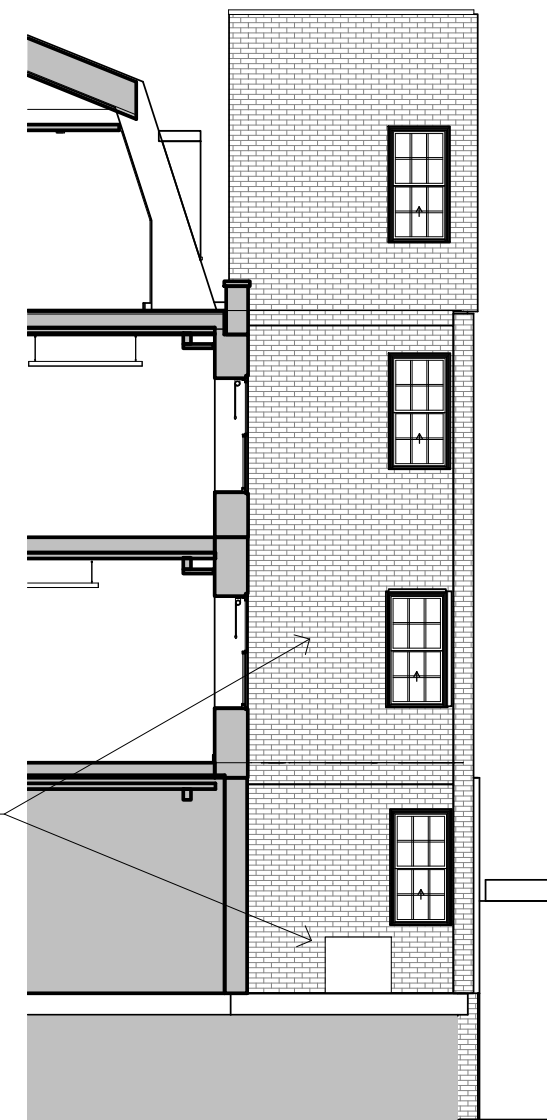


6 Existing Elevation - Lightwell Looking West  
Scale 1 : 100



7 Proposed Key Plan - Sections  
Scale 1 : 200

NEW TOILET  
BLOCK WITH  
NEW A/C UNITS  
WITHIN  
LIGHTWELL



8 Proposed Elevation - Lightwell Looking East  
Scale 1 : 100

#### GENERAL NOTES

1. IT IS THE CONTRACTORS RESPONSIBILITY TO ENSURE THAT DESIGN PRINCIPLES, CALCULATIONS, DRAWINGS AND FINAL CONSTRUCTION MUST CONFORM TO THE CURRENT BUILDING REGULATIONS, THE CDM REGULATIONS, THE RELEVANT BRITISH OR EUROPEAN CODES OF PRACTICE AS APPROPRIATE.
2. CONTRACTOR MUST VERIFY ALL SITE DIMENSIONS, DRAWINGS, DETAILS AND SPECIFICATIONS AND REPORT ANY DISCREPANCIES TO EDGE ARCHITECTURE + DESIGN BEFORE PROCEEDING WITH ANY WORK.
3. ALL REQUESTED DRAWINGS SHOWING FIXINGS AND CONSTRUCTION DETAILS ARE REQUIRED TO BE APPROVED BY EDGE ARCHITECTURE + DESIGN PRIOR TO COMMENCEMENT OF WORK.
4. ALL SPECIFIED ITEMS ARE TO BE INSTALLED IN ACCORDANCE WITH THE MANUFACTURERS RECOMMENDATIONS.
5. ANY DIMENSIONS ARE TO BE TAKEN FROM THE SETTING OUT PLAN ONLY AND ARE NOT TO BE SCALED FROM THE THE DRAWINGS.
6. THE CONTRACTOR IS TO CHECK AND APPRAISE ALL DESIGN SHOP FITTING AND CONSTRUCTION DETAILS AND OFFER ALTERNATIVES TO THE DESIGNER FOR APPROVAL.
7. THIS DRAWING IS TO BE READ IN CONJUNCTION WITH THE OTHER RELEVANT CONSULTANTS DRAWINGS & EDGE ARCHITECTURE + DESIGN DRAWING LIST.
8. COPYRIGHT OF EDGE ARCHITECTURE + DESIGN LIMITED. NOT TO BE REPRODUCED.

#### DESIGN INTENT ONLY



REV	DATE	ITEM	BY
A	15.06.19	For Planning	WM

<input type="checkbox"/>	INFORMATION ONLY
<input type="checkbox"/>	APPLICATION FOR LOCAL AUTHORITY
<input type="checkbox"/>	TENDER
<input type="checkbox"/>	CONSTRUCTION
<input type="checkbox"/>	FINAL ISSUE - FOR RECORD

**PROJECT** 22 Bedford Square  
London.  
WC1B 8RA

**TITLE** PLANNING - LIGHTWELL  
ELEVATIONS

DRAWN	DATE	SCALE @A1	CHECKED
WM	2019	As indicated	NM
PROJECT	NUMBER	REVISION	
E189 076	00.231	A	

**EDGE**

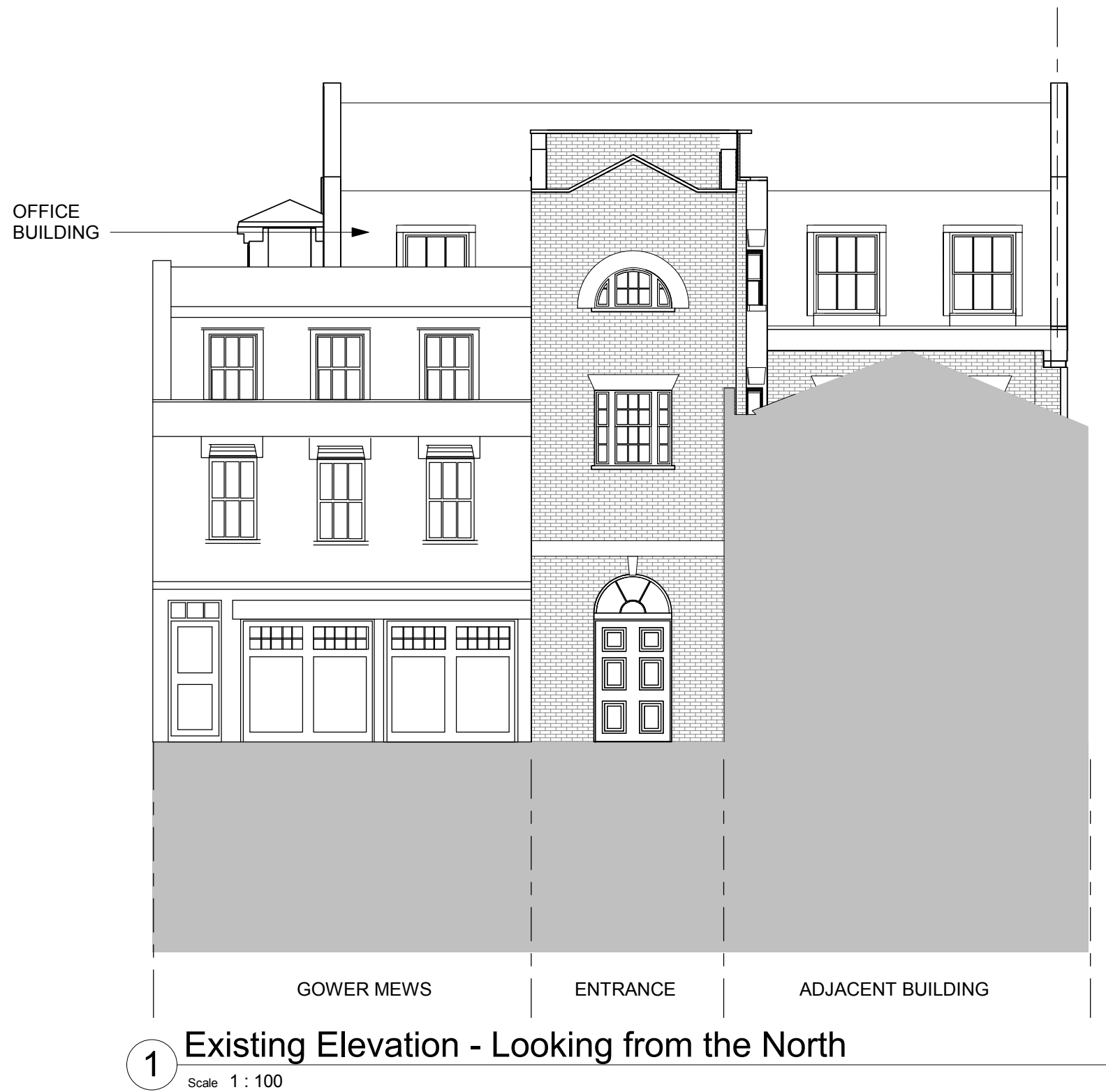
**ARCHITECTURE +  
DESIGN**  
INTERIOR DESIGNERS &  
ARCHITECTURE CONSULTANTS

3RD FLOOR CHAPTER HOUSE,  
18-20 CRUCIFIX LANE,  
LONDON, SE1 3JW.

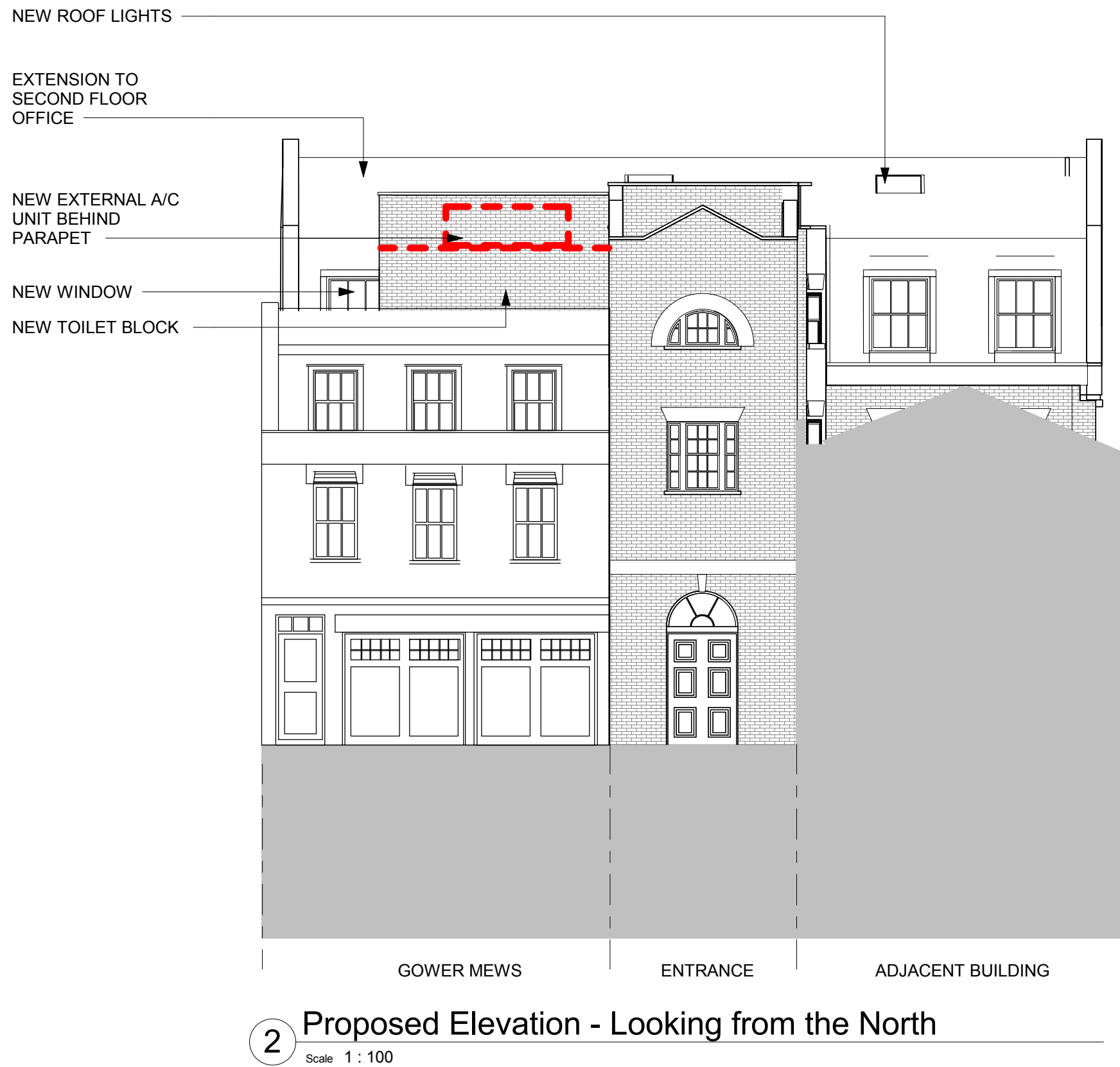
T: +44 (0)20 7993 9790  
WWW.EDGEGB.COM



C:\Users\neil.mitchell\Documents\22 Bedford Square\_Central\_Shared\_Model\_PLANNERS 2\_detached\_Neil Mitchell.rvt 17/06/2019 10:57:43



1 Existing Elevation - Looking from the North  
Scale 1 : 100



2 Proposed Elevation - Looking from the North  
Scale 1 : 100



VIEW OF GOWER MEWS COTTAGES - RED LINE DENOTES OUTLINE OF BUILDING AND TOP OF NEW PARAPET OF TOILET BLOCK



VIEW OF GOWER MEWS AND REAR ENTRANCE FOR THE OFFICE BUILDING - RED LINE DENOTES OUTLINE OF BUILDING (FROM 3-D MODEL) AND TOP OF NEW PARAPET OF TOILET BLOCK BEHIND THE COTTAGES



VIEW OF GOWER MEWS AND REAR ENTRANCE FOR THE OFFICE BUILDING - RED LINE DENOTES OUTLINE OF BUILDING (FROM 3-D MODEL) AND TOP OF NEW PARAPET OF TOILET BLOCK BEHIND THE COTTAGES

#### GENERAL NOTES

1. IT IS THE CONTRACTORS RESPONSIBILITY TO ENSURE THAT DESIGN PRINCIPLES, CALCULATIONS, DRAWINGS AND FINAL CONSTRUCTION MUST CONFORM TO THE CURRENT BUILDING REGULATIONS, THE CDM REGULATIONS, THE RELEVANT BRITISH OR EUROPEAN CODES OF PRACTICE AS APPROPRIATE.
2. CONTRACTOR MUST VERIFY ALL SITE DIMENSIONS, DRAWINGS, DETAILS AND SPECIFICATIONS AND REPORT ANY DISCREPANCIES TO EDGE ARCHITECTURE + DESIGN BEFORE PROCEEDING WITH ANY WORK.
3. ALL REQUESTED DRAWINGS SHOWING FIXINGS AND CONSTRUCTION DETAILS ARE REQUIRED TO BE APPROVED BY EDGE ARCHITECTURE + DESIGN PRIOR TO COMMENCEMENT OF WORK.
4. ALL SPECIFIED ITEMS ARE TO BE INSTALLED IN ACCORDANCE WITH THE MANUFACTURERS RECOMMENDATIONS.
5. ANY DIMENSIONS ARE TO BE TAKEN FROM THE SETTING OUT PLAN ONLY AND ARE NOT TO BE SCALED FROM THE THE DRAWINGS.
6. THE CONTRACTOR IS TO CHECK AND APPRAISE ALL DESIGN SHOP FITTING AND CONSTRUCTION DETAILS AND OFFER ALTERNATIVES TO THE DESIGNER FOR APPROVAL.
7. THIS DRAWING IS TO BE READ IN CONJUNCTION WITH THE OTHER RELEVANT CONSULTANTS DRAWINGS & EDGE ARCHITECTURE + DESIGN DRAWING LIST.
8. COPYRIGHT OF EDGE ARCHITECTURE + DESIGN LIMITED. NOT TO BE REPRODUCED.

#### DESIGN INTENT ONLY



A	15.06.19	For Planning	WM
REV	DATE	ITEM	BY

<input type="checkbox"/>	INFORMATION ONLY
<input type="checkbox"/>	APPLICATION FOR LOCAL AUTHORITY
<input type="checkbox"/>	TENDER
<input type="checkbox"/>	CONSTRUCTION
<input type="checkbox"/>	FINAL ISSUE - FOR RECORD

**PROJECT** 22 Bedford Square  
London.  
WC1B 8RA

**TITLE** PLANNING - GOWER MEWS  
ELEVATIONS

DRAWN	DATE	SCALE @A1	CHECKED
WM	2019	1 : 100	NM
PROJECT	NUMBER	REVISION	
E189 076	00.232	A	

## EDGE

**ARCHITECTURE +  
DESIGN**  
INTERIOR DESIGNERS &  
ARCHITECTURE CONSULTANTS

3RD FLOOR CHAPTER HOUSE,  
18-20 CRUCIFIX LANE,  
LONDON, SE1 3JW.

T: +44 (0)20 7993 9790  
WWW.EDGEGB.COM