



01 - FRONT ELEVATION



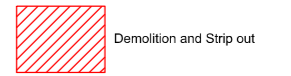
02 - REAR ELEVATION

NOTES:

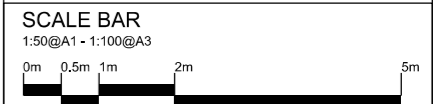
- Design intent only
- Not to be used for construction
- All dimensions are based upon survey information prepared by others
- Contractor to conduct own site survey before detailed design and construction commences
- Whitman Wilde to be advised of any variation between the drawings and site conditions


© Whitman Wilde  
 All rights described in Chapter IV of the Copyright, Designers and Patents Act 1998 have been asserted.

To be read in conjunction with the specification and all relevant drawings



P01	08.07.19	Roof dormer corrected
-	24.05.19	Planning
revision	date	amendment



**Whitman Wilde.**  Whitman Wilde LLP  
 40 Bermondsey Street,  
 London, SE1 1HD  
 enquiries@whitmanwilde.com  
 www.whitmanwilde.com

- Do not scale from this drawing
- All dimensions to be checked on site by the Contractor
- And such dimensions to be their responsibility
- Report all drawing errors and omissions to the Architect
- All dimensions in millimeters unless noted otherwise

Job title OSPRINGE ROAD			
Drawing title/location EXISTING ELEVATIONS			
status	PLANNING APPLICATION		
scale	1:50 @ A1	1:100 @ A3	
job no	element	drawing no.	revision
A082	PL	020	P01