


All dimensions in millimeters
Do Not Scale

Note

The system can be reconfigured if air flow direction is different to that shown.

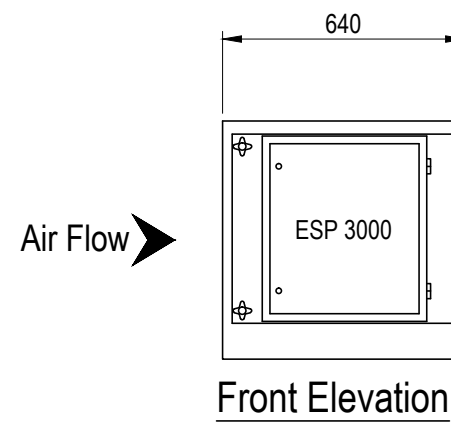
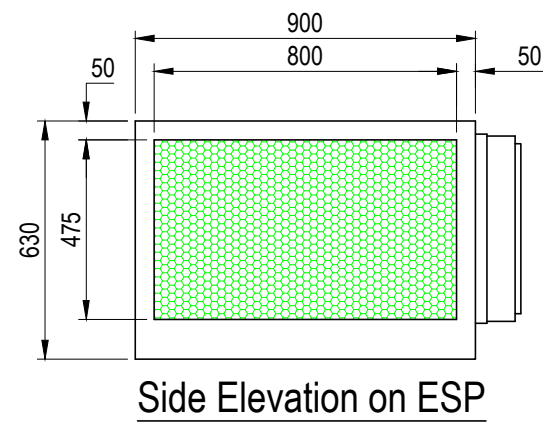
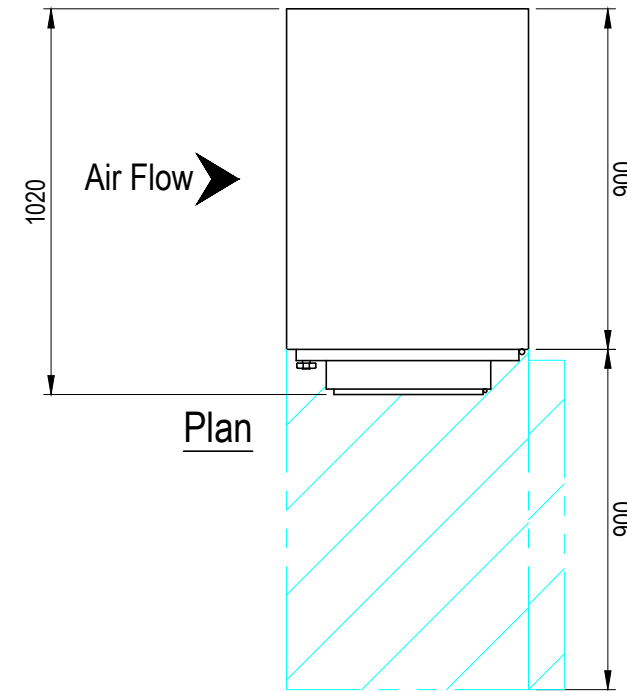
Transition and ducting sections in between units drawn for indication purposes only. All transition pieces and ducts to be designed, supplied and installed by others.



Service Space

Note: If access equipment is necessary service requirements may vary.

Max. Air Volume through system 1.4m³/s



purifiedair[®]
www.purifiedair.com
PURIFIED AIR LTD
LYON HOUSE, LYON ROAD, ROMFORD,
ESSEX, RM1 2BG
TEL:01708 755414
FAX:01708 721488
e-mail : info@purifiedair.co.uk

PURPOSE OF ISSUE: Overall Dimensions of ESP3000

CLIENT	-
LOCATION	-
DATE	DRAWN
20.01.15	MDK
SCALE	CHECKED
1:20 @ A3	
DRAWING NO.	REV.
E2	-