







KEY

-  Root Protection Area (RPA)
-  Tree Stem
- T1 Tree No.

Guide To Tree Quality Assessment Categories

-  A
-  B
-  C
-  U

This drawing has been prepared in accordance with BS 5837:2012.

This drawing is intended to be printed and used in colour only, and for no purpose other than the consideration of trees in accordance with BS 5837.

THIS DRAWING IS CONFIDENTIAL AND MUST NOT BE REPRODUCED WITHOUT THE CONSENT OF APEX ENVIRONMENTAL LTD

CLIENT

Mr A Philips

PROJECT

AEL-18129
16 Lyndhurst Gardens
London NW3 5NR

TITLE

Tree Constraints Plan

DWN	DATE	CHK'D	DATE	APP'D	DATE	SCALE
RJH	10/06/2019					1:100

Apex Environmental Ltd
3 Lawrence Way, Lichfield,
Staffordshire,
WS13 6RD

Tel: 0121 249 1235
www.ael-treeconsultants.co.uk

Drawing Number

AEL-18129-TCP

A3

REV.
A

