

1 - DO NOT SCALE FROM DRAWING. ALL DIMENSIONS TO BE CHECKED ON SITE PRIOR TO COMMENCEMENT OF WORKS.
2 - THIS DRAWING IS COPYRIGHT TO S & C SLATTER LTD
3 - THIS DRAWING IS FOR INFORMATION ONLY AND NOT A CONTRACT DOCUMENT AND NO LIABILITY WILL BE ACCEPTED BY S & C SLATTER LTD
SAFETY PLAN WHICH IS RETAINED IN THE SITE MANAGERS OFFICE

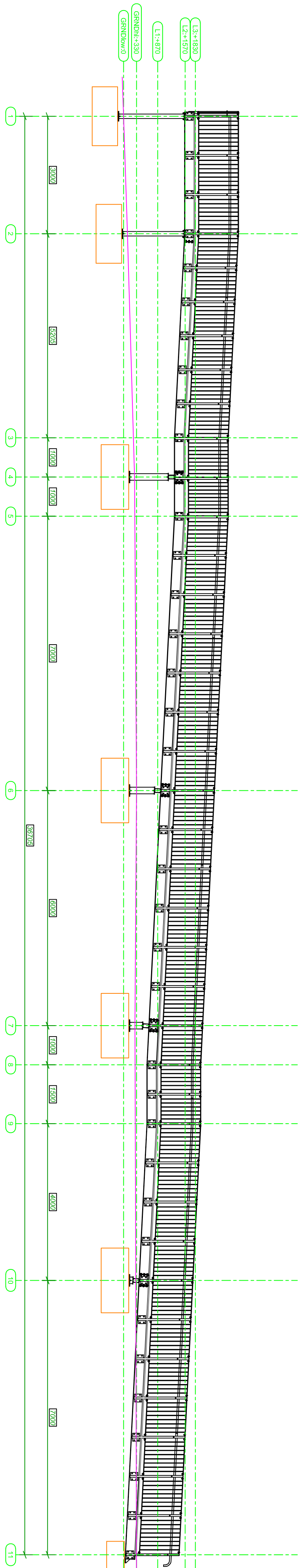
HEALTH AND SAFETY NOTE

ALL PERSONS SHOULD BE AWARE OF THE HEALTH AND SAFETY PLAN WHICH IS RETAINED IN THE SITE MANAGERS OFFICE

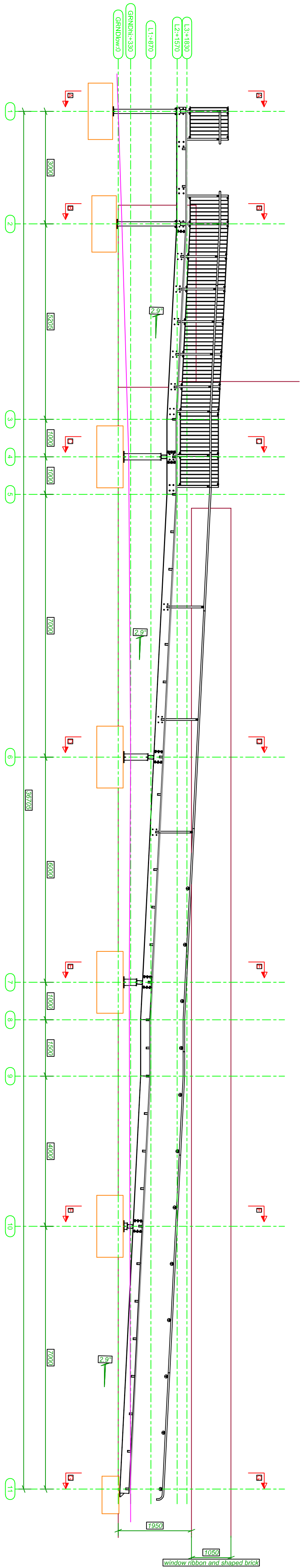
NOTES



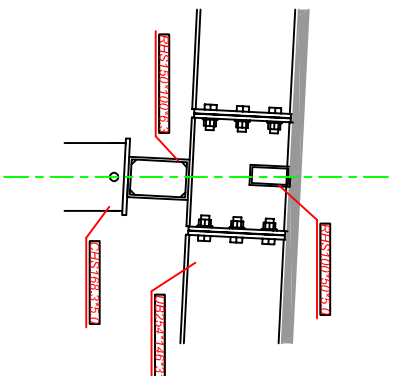
Scale bar 1 : 75



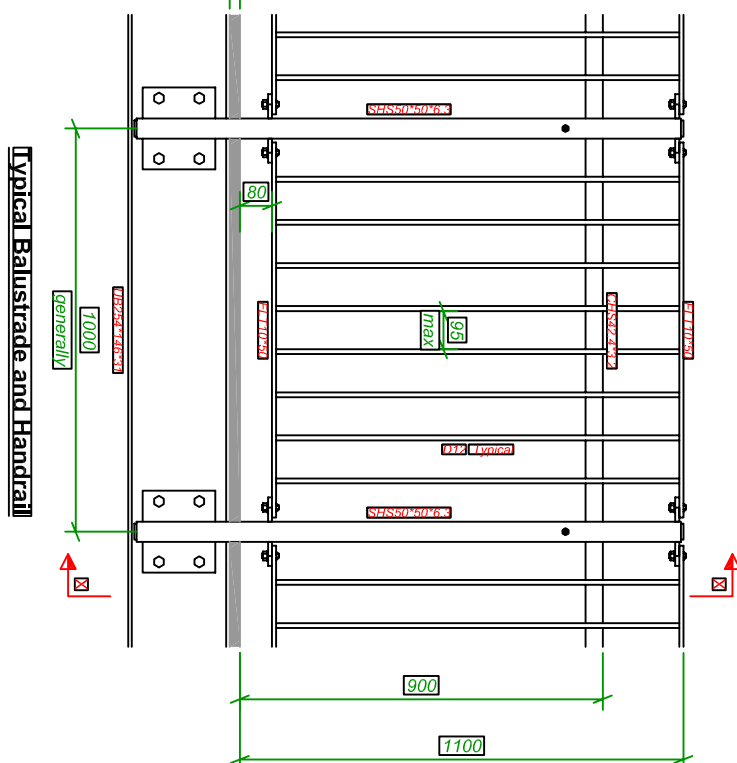
Elevation on Grid Line A1 (Facing outside)



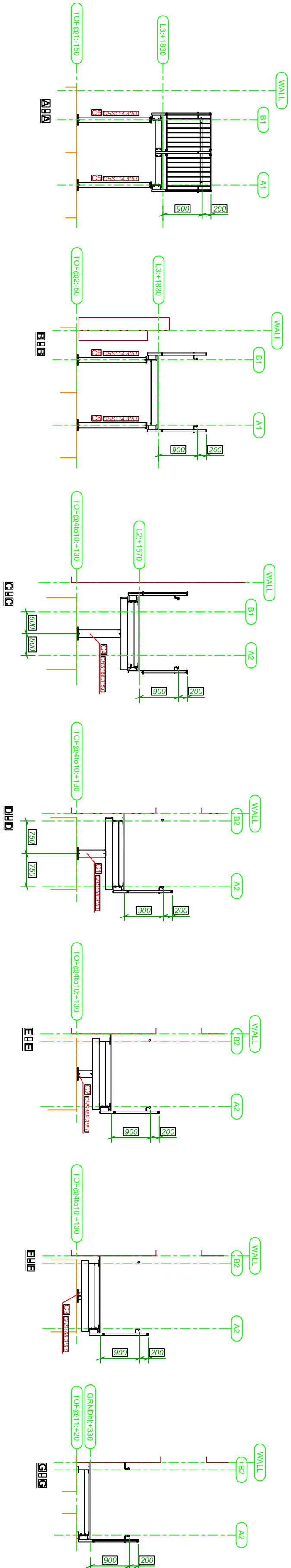
Elevation on Grid Line B1 (Against existing wall)



Typical Beam frame connection at Columns



Typical Balustrade and Handrail



Hill Cottage, Enborne, Newbury, Berkshire
RG20 0HA
Tel: 01635 34521 Fax: 01635 41024

PROJECT TITLE	PROJECT NUMBER
FLEET	MUK2150
PRIMARY SCHOOL	

PROPOSED RAMP
DETAILS

DRAWING No	REV	SCALE
SCS-MUK2150-09		1:75
DRAWN BY	DATE	
NUM	18-06-19	
CHECKED BY	SIZE/PLT	AI
ACAD FILE		