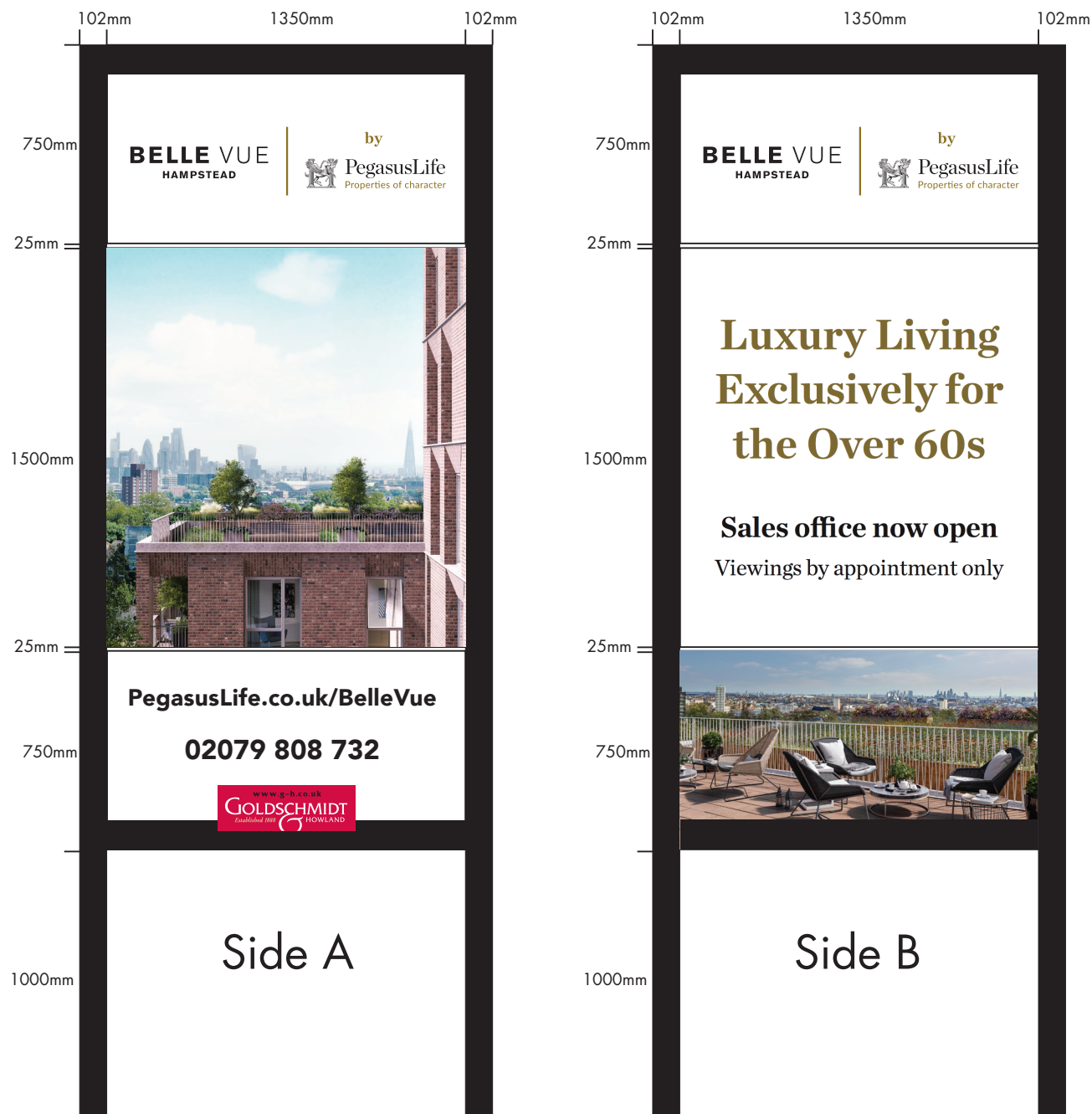


## Item A - V Stack Sign - 1350mm x 3000mm



**Install Instructions: V board to be installed to the left of site entrance area.**

#### Artwork Approval and Client Sign Off

Please check this proof for all spelling, visual quality and personal content. Once it has been checked THOROUGHLY and you are happy to proceed, please tick/sign and return to us to proceed with production. If required, please mark any amendments or corrections clearly on the proof.

GK Signs & Screenprint Ltd cannot be held responsible for any errors not brought to our attention on this proof.

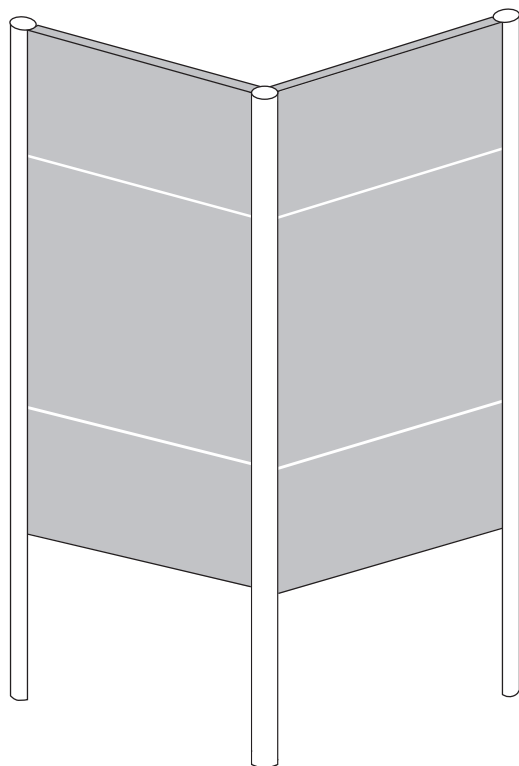
✓ OK to proceed ☐

✗ Amend and reproof ☐

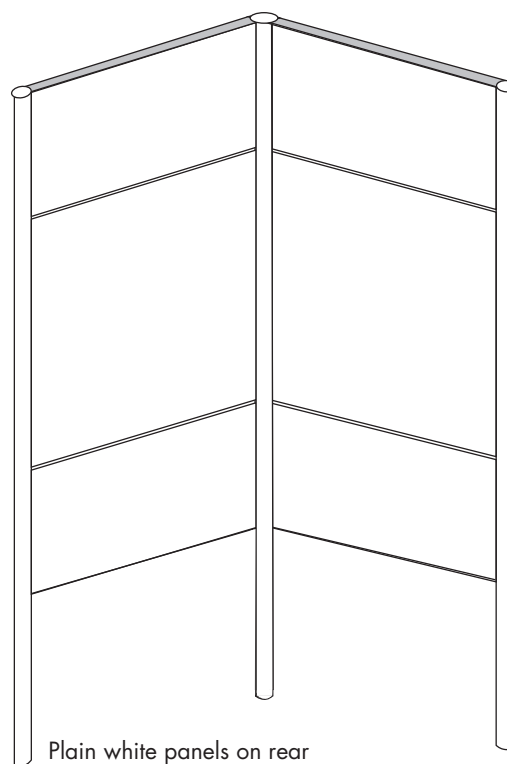
Signed: \_\_\_\_\_

Date: \_\_\_\_\_

## Front Facing



## Rear Facing



Plain white panels on rear

## Materials:

- 3 x printed and laminated aluminium composite boxed stack sign panels, each with plain white back panels
- 3 x 102mm x 6000mm aluminium black powder coated posts with black post caps.

Panels to start from 1000mm from ground level as standard, however they may need to be taller at entrance to be viewed from the main road, and shorter at landscaped area on the corner to avoid low hanging branches (extra 1000mm to compensate for this).

Angle of panels from centre post: to be determined on site for best visibility from both directions.

Foundation depth: 1000mm

Fixing method: concrete

### Install Instructions: V board to be installed to the left of site entrance area.

#### Artwork Approval and Client Sign Off

Please check this proof for all spelling, visual quality and personal content. Once it has been checked THOROUGHLY and you are happy to proceed, please tick/sign and return to us to proceed with production. If required, please mark any amendments or corrections clearly on the proof.

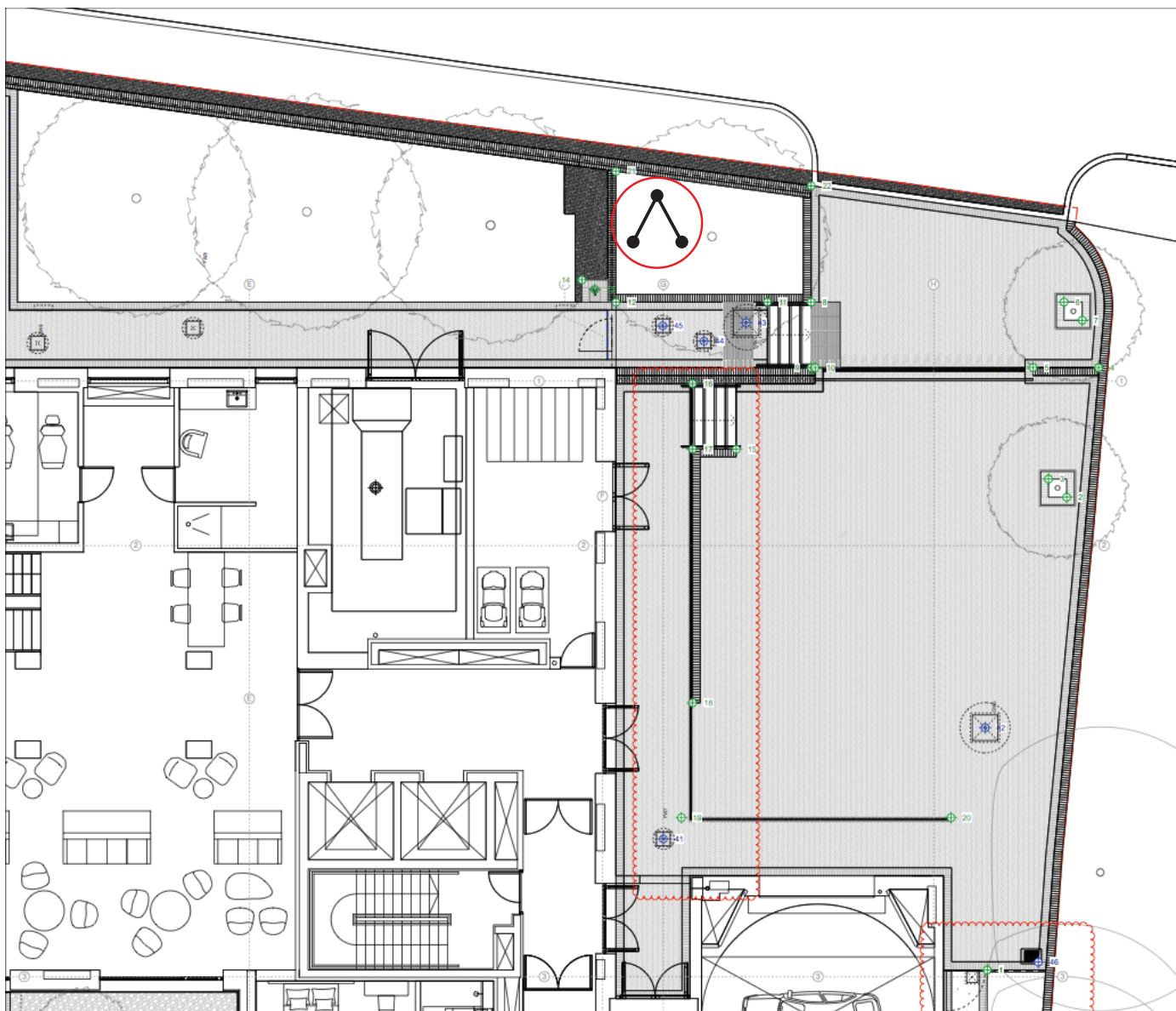
GK Signs & Screenprint Ltd cannot be held responsible for any errors not brought to our attention on this proof.

✓ OK to proceed ☐

✗ Amend and reproof ☐

Signed: \_\_\_\_\_

Date: \_\_\_\_\_



### Install Instructions: V board to be installed to the left of site entrance area

#### Artwork Approval and Client Sign Off

Please check this proof for all spelling, visual quality and personal content. Once it has been checked THOROUGHLY and you are happy to proceed, please tick/sign and return to us to proceed with production. If required, please mark any amendments or corrections clearly on the proof.

GK Signs & Screenprint Ltd cannot be held responsible for any errors not brought to our attention on this proof.

✓ OK to proceed ☐  
 ✗ Amend and reproof ☐

Signed: \_\_\_\_\_

Date: \_\_\_\_\_