



Planning Application Grade II Listed Building



16 New end square
NW3 1LN
Proposed Windows

20th May 2019

Contents

1. Proposed Windows Overview / Photographs
2. Proposed Materials
3. Proposed Drawings (Separate Attachment)

1. Proposed Windows - Overview

Aluminium Windows

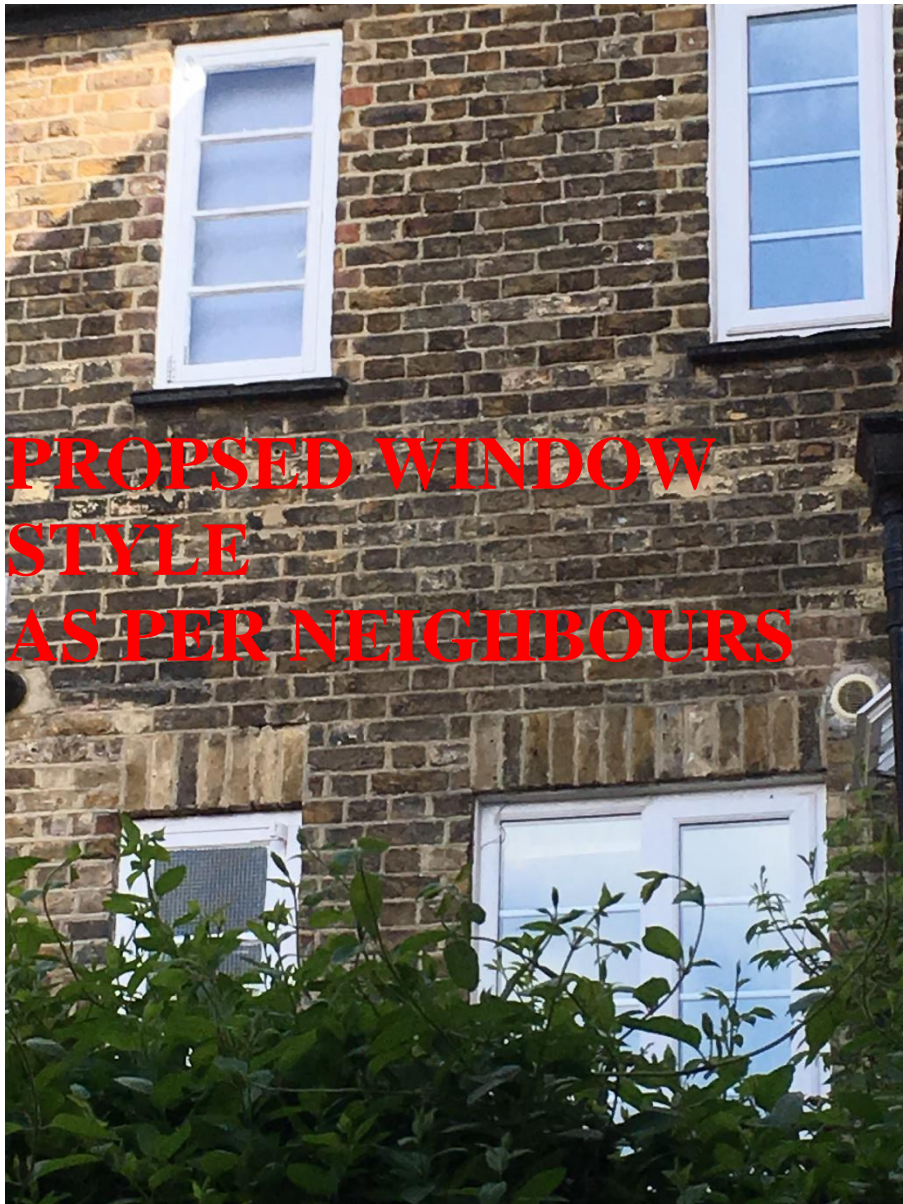
Several windows have been previously replaced with aluminium casement windows which are in-keeping with the rest of the property.

The proposal is to replace these windows with new timber windows to match the original design of the property. A neighbour has a timber casement window which we believe would have been the original style which we would like to copy.


The rear bathroom window on the Ground floor WG.02 should be a sash windows the same as the window above.








2. Proposed Master Bedroom Ensuite (New Sash Window)



Proposal for the window to be a similar appearance as the neighbouring sash window.

The windows will have more of the frame exposed on the outside as they are fitted between the reveal rather than behind the course of bricks.



Proposed Materials

Sash Windows

Timber -	Accoya & Oak Cills
Glass -	4mm Clear Float glass (Putty “Synthetic” Glazed)
Paint -	White Gloss Paint
Liners / Architrave -	Internal liner and architrave (To be retained)
Glazing Bars	True solid glazing bars to match current
Ironmongery	To be reconditioned and retained where possible . New Brass pulleys wheels
Operation	Traditional sash cords and weights for sash windows and traditional casement hinges for casement windows

Proposed Drawings

Existing Sash Windows (Like for Like replacement)

Where sash windows are being changed and are a like for like one drawing has been shown for illustration. All component dimensions are the same irrespective of window.

The window chosen is Master Bedroom Venetian

Aluminium Casement Windows

Drawing provided to show replacement casement windows

The two casement windows are marginally different in size.

The drawing is of the 1st floor bathroom

New Sash Windows

Drawings provided to show replacement casement windows as per replacements.

We have designed this window as 8 panes over 8 panes as the proportions are in keeping with the rest of the sash windows.